

## Fat Prophets Global Contrarian Fund (FPC) announces a Disclosure pursuant to ASX Listing Rule 4.12

Dear Shareholders,

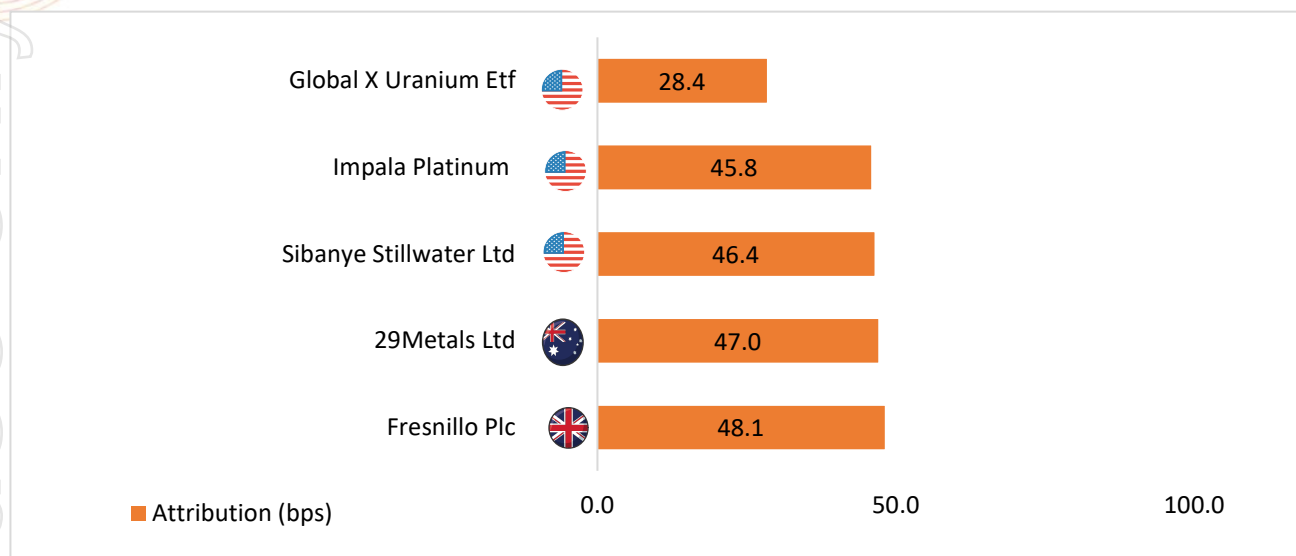
The estimated net tangible asset backing increased in June with pre-tax and post-tax NTA of 1.68% to **\$1.5571** and 1.38% to **\$1.4819** respectively.

	30 <sup>th</sup> June 2025	31 <sup>st</sup> May 2025	Change
Pre-Tax NTA	\$1.5571	\$1.5314	1.68%
Post-Tax NTA	\$1.4819	\$1.4618	1.38%

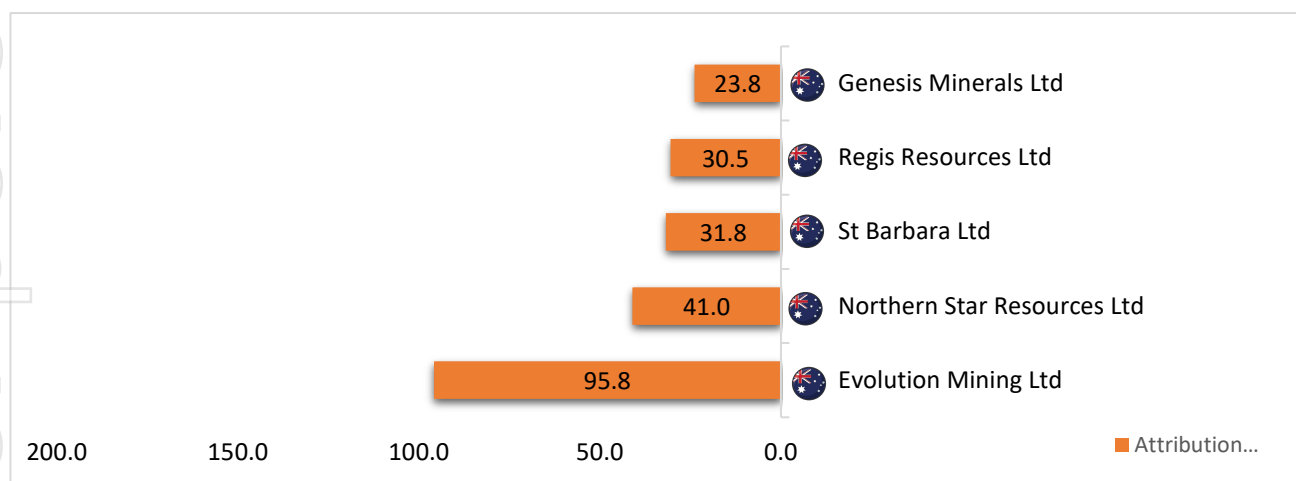
### MARKET OUTLOOK AND PORTFOLIO CHANGES

KEY METRICS		
EOM Gross Assets	EOM Cash	Current Net Exposure (30/06/2025 estimate)
\$44.64m	-3.87%	103.87

## POSITIVE ATTRIBUTIONS












## NEGATIVE ATTRIBUTIONS

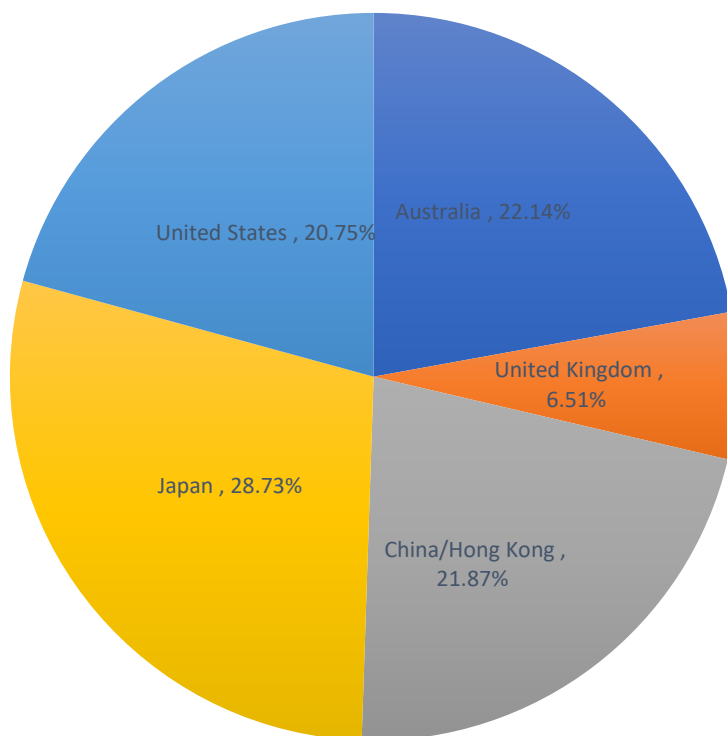


## TOP 10 HOLDINGS

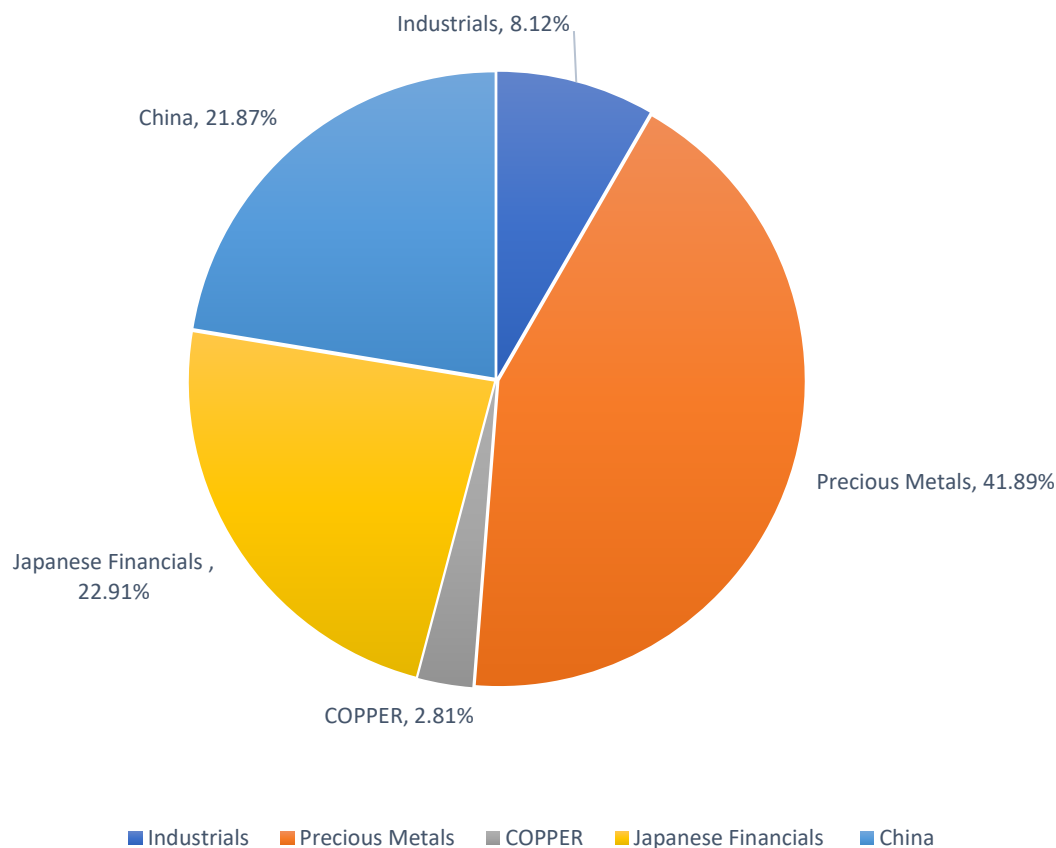
Top 10 Holdings	Country	30/06/2025
Sumitomo Mitsui Financial Group	Japan	7.17%
Evolution Mining Ltd	Australia	6.88%
Coeur D'alene Mines Corp	United States	4.97%
Fresnillo PLC	United Kingdom	4.43%
Mitsubishi UFJ Financial Group	Japan	3.61%
Mitsubishi HVY IND NPY	Japan	3.51%
Mizuho Financial Group	Japan	3.49%
Tencent Music Entertainment ADR	United States	3.28%
Northern Star Resources	Australia	3.06%
Sibanye Stillwater Ltd	United States	2.94%

									
TYO 8316	ASX EVN	NYSE CDE	LSE FRES.L	TYO 8306	TYO 7011	TYO 8411	NYSE TME	ASX NST	NYSE SBSW

### Geographic Exposure as at 30 June 2025



### Sector Dispersion as at 30 June 2025



Angus Geddes  
Chief Investment Officer  
**Fat Prophets Global Contrarian Fund**



Fat Prophets Global Contrarian Fund  
[www.fpcontrarian.com.au](http://www.fpcontrarian.com.au)  
[invest@fatprophets.com.au](mailto:invest@fatprophets.com.au)  
Ph: 1300 881 177

ACN: 615 414 849  
3/22 Market Street, Sydney  
NSW 2000