

26 March 2025

The Manager
Market Announcements Office
Australian Securities Exchange

ELECTRONIC LODGEMENT

Dear Sir or Madam

Tuas Limited releases Half Year Financial Results Investor Presentation

In accordance with the Listing Rules of the Australian Securities Exchange, Tuas Limited (ASX: TUA) encloses for immediate release an Investor Presentation concerning the release of Tuas's Half Year financial results.

The Investor Presentation, which will commence at 10:00am Sydney time, will be webcast. The link to hear the results presentation is: <https://webcast.openbriefing.com/tua-hyr-2025>.

Authorised for release by the Board of Tuas Limited.

Contact:

Tony Moffatt
Company Secretary
Tuas Limited
investor.relations@tuas.com.au

Tuas Limited

FY24/25 1H Results Presentation

(1 August 2024 to 31 January 2025)



26 March 2025

Agenda

1. Financials
2. Business Updates
3. Outlook
4. Q&A

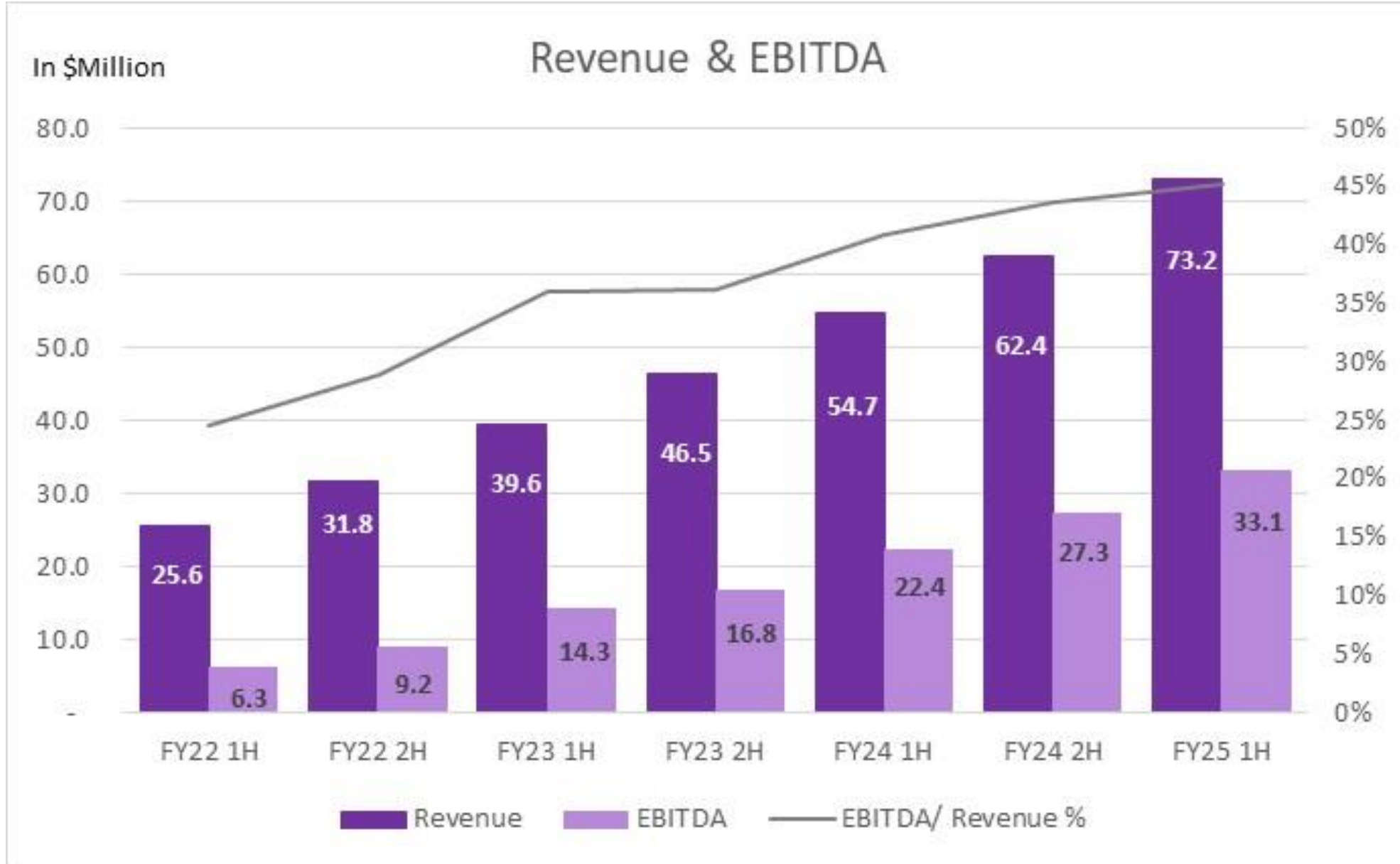
N.B.: All reported numbers are in Singapore Dollars.

Tuas Group Financial Results

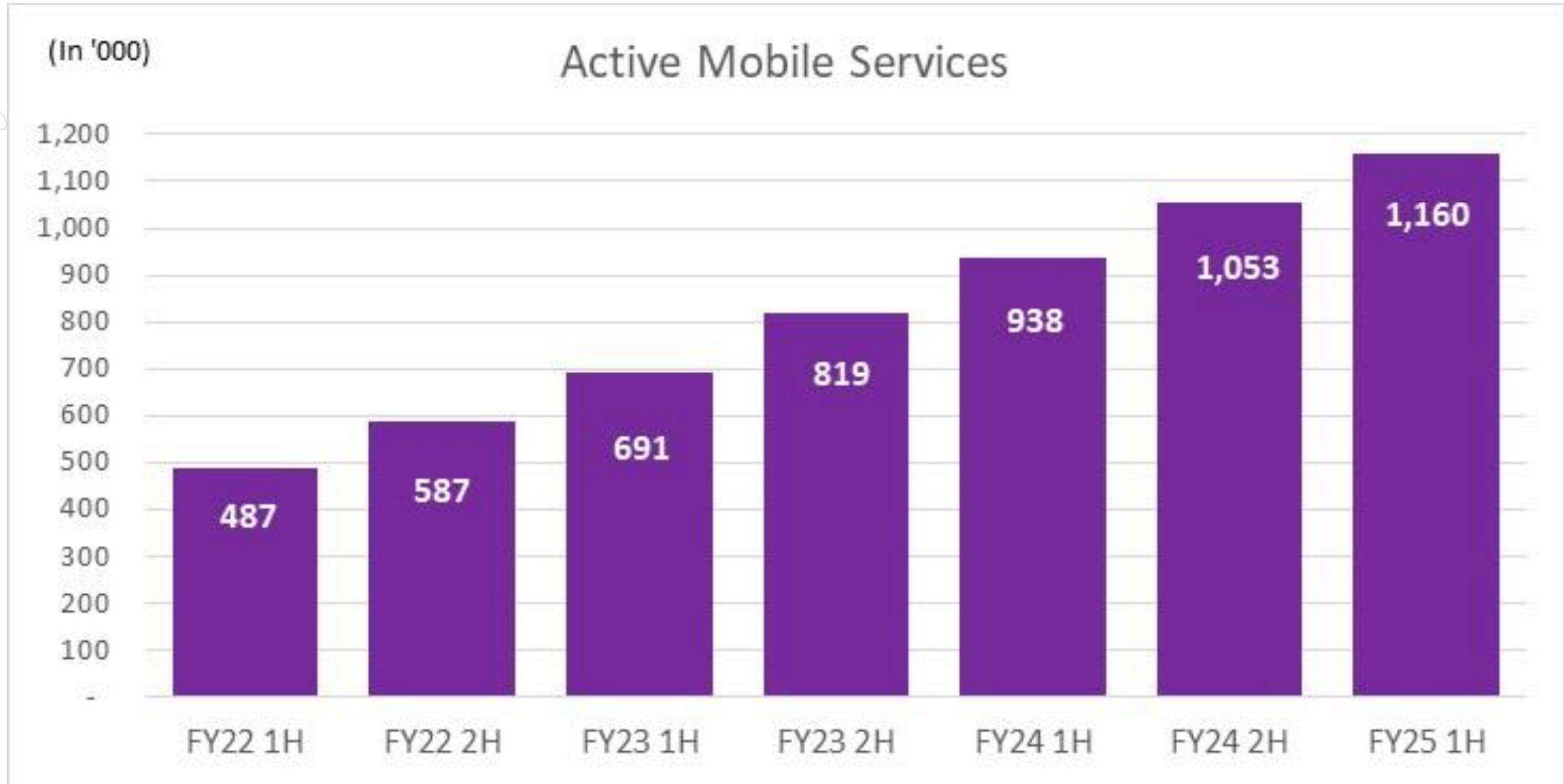
| (in S\$'M) | FY22 1H | FY22 2H | FY23 1H | FY23 2H | FY24 1H | FY24 2H | FY25 1H |
|----------------------|---------|---------|---------|---------|---------|---------|-------------|
| Revenue | 25.6 | 31.8 | 39.6 | 46.5 | 54.7 | 62.4 | 73.2 |
| EBITDA | 6.3 | 9.2 | 14.3 | 16.8 | 22.4 | 27.3 | 33.1 |
| NPAT | (13.4) | (13.3) | (7.5) | (7.8) | (3.5) | (0.9) | 3.0 |
| Cash & Term Deposits | 50.1 | 49.6 | 43.4 | 44.0 | 47.3 | 55.3 | 73.1 |

- Continued strong improvement in key financial metrics
- Achieved maiden half year net profit after tax
- Increasing cash and term deposits
- 1H FY25 ARPU of \$9.62

ersonal use only

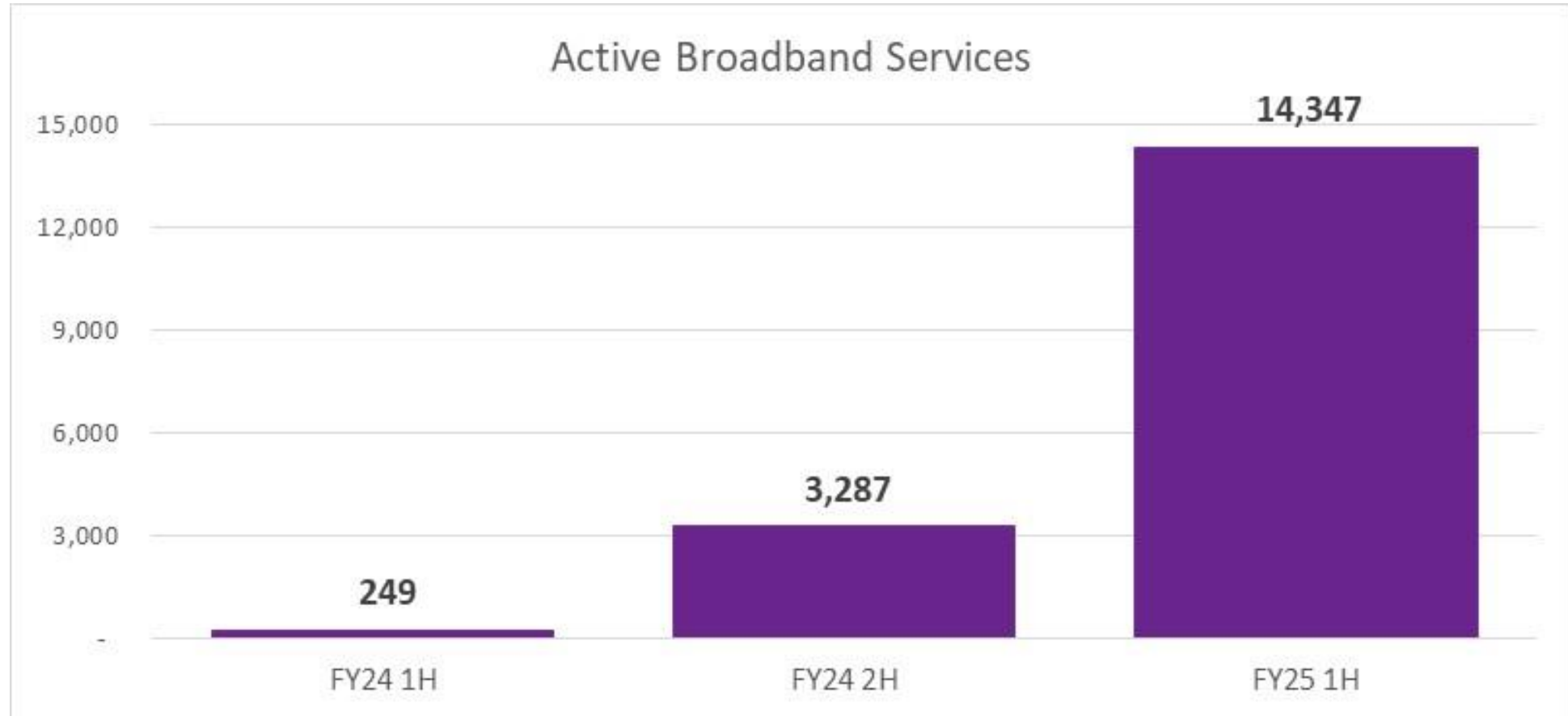


Subscriber Growth - Mobile



ersonal use only

Subscriber Growth - Broadband



ersonal use only

Cash Flow

| From 1 August 2024 to 31 January 2025 | S'000 |
|--|-----------------|
| Cash and Term Deposits at 31 July 2024 | 55,333 |
| Cash receipts from customers | 83,930 |
| Cash paid to suppliers and employees | (42,828) |
| Interest Received | 775 |
| Tax Paid | (30) |
| Net cash from operating activities | 41,847 |
| Acquisition of Plant & Equipment | (22,962) |
| Acquisition Intangible Assets | (591) |
| Net Cash used in investing activities | (23,553) |
| Lease Liabilities and Finance Cost paid | (303) |
| Net Cash used in financing activities | (303) |
| Effect of exchange rate fluctuation | (210) |
| Cash and Term Deposits at 31 January 2025 | 73,114 |

- Continued positive cashflow for FY25 1H

Mobile Updates

| Plan | Roaming | APAC | IDD + SG mins | Voice Roaming | Price |
|-------|---------|------|---------------|---------------|---------------|
| 300GB | 3GB | 12GB | 500 | FREE | \$10 /30 days |
| 500GB | 7GB | 18GB | 600 | FREE | \$12 /30 days |

- Adding greater value and differentiation to compete
- Continued network CAPEX investments to support subscriber growth
- 5G upgrades and coverage expansion are proceeding well
- Exploring opportunities for data-only segment

ersonal use only

Fibre Broadband

10 Gbps
\$29.99/30 days

- FREE ONT & Activation
- 365 days contract
- 10Gbps router Wi-Fi 7 \$179 optional

T&Cs apply. **SIMBA BROADBAND**

- Key differentiation: Lowest Price, Highest Speed, No Upfront Costs, Free ONT
- Continued focus on new adds and upgrades of existing 2.5Gbps connections
- Bringing unmatched high-speed connectivity at lowest price points with true 10Gbps Wi-Fi 7 router

FY25 Outlook

- More broad-based mobile subscriber growth.
- Expansion of subscriber acquisition channels.
- Mobile and broadband CAPEX guidance of \$50m to \$55m.
- On track to achieve full year positive NPAT.

This presentation contains certain forward-looking and unaudited information.

Such information is based on estimates and assumptions that, whilst considered reasonable by the company, are subject to risks and uncertainties. Actual results and achievements could be significantly different from those expressed in or implied by this information.

Q & A

ersonal use only