



Superior Resources Limited

ABN 72 112 844 407

HALF-YEAR REPORT – 31 DECEMBER 2024

Contents

| | |
|--|----|
| Half-year financial report | |
| Directors' Report | 1 |
| Auditor's Independence Declaration | 2 |
| Consolidated Statement of Comprehensive Income | 3 |
| Consolidated Statement of Financial Position | 4 |
| Consolidated Statement of Changes in Equity | 5 |
| Consolidated Statement of Cash Flows | 6 |
| Notes to the Financial Statements | 7 |
| Directors' Declaration | 13 |
| Independent Auditor's Review Report | 14 |

SUPERIOR RESOURCES LIMITED (ABN 72 112 844 407)

DIRECTORS' REPORT

Your directors present their report on Superior Resources Limited ("Superior" or "the Company") and the entities it controlled (referred to hereafter as "the Group" or "the consolidated entity") for the half-year ended 31 December 2024.

Directors

The following persons were directors of Superior Resources Limited during the half-year and up to the date of this report. Directors were in office for the entire period unless otherwise stated.

P H Hwang (Managing Director)
C A Fernicola (Chairman and Company Secretary)
S J Pooley (Non-executive Director)

Results and review of operations

The operating loss after income tax of the consolidated entity for the half-year was \$450,032 (2024: loss \$850,954).

The reported losses reflect the nature of the consolidated entity's principal activity being mineral exploration.

During the half-year period the principal activity of the Group was exploration for copper-gold deposits in northern Queensland, Australia. There were no significant changes in the nature of the company's activities during the reporting period.


Matters subsequent to reporting date

There are no matters or circumstances that have arisen since 31 December 2024 that have significantly affected or may significantly affect the operations of the Group, the results of those operations or the state of affairs of the Group in future financial years.

Auditor's Independence Declaration

The lead auditor's independence declaration as required under section 307C of the *Corporations Act 2001* is set out on page 2.

This report is made in accordance with a resolution of the Board of directors made pursuant to section 306(3) of the *Corporations Act 2001*.



CA Fernicola
Chairman

Brisbane, 13 March 2025

SUPERIOR RESOURCES LIMITED (ABN 72 112 844 407)

**AUDITOR'S INDEPENDENCE DECLARATION
UNDER SECTION 307C OF THE *CORPORATIONS ACT 2001*
TO THE DIRECTORS OF SUPERIOR RESOURCES LIMITED**

I declare that, to the best of my knowledge and belief, during the half-year ended 31 December 2024, there have been:

- no contraventions of the auditor independence requirements of the *Corporations Act 2001* in relation to the review; and
- no contraventions of any applicable code of professional conduct in relation to the review.

This declaration is in respect of Superior Resources Limited and the entities it controlled during the period.

William Buck

William Buck (Qld)
ABN:21 559 713 106

M. Monaghan

M J Monaghan
Partner

Brisbane, 13 March 2025

SUPERIOR RESOURCES LIMITED (ABN 72 112 844 407)

CONSOLIDATED STATEMENT OF COMPREHENSIVE INCOME
FOR THE HALF-YEAR ENDED 31 DECEMBER 2024

| | Note | 31 December 2024 \$ | 31 December 2023 \$ |
|--|------|---------------------------|---------------------------|
| Income | | - | - |
| Expenses | | | |
| Accounting and audit fees | | (23,496) | (17,886) |
| Depreciation and amortisation | | (1,080) | (1,063) |
| Office rent and outgoings | | (16,754) | (17,547) |
| Investment evaluation expenses | | (36,678) | (342,428) |
| Administration expenses | 7 | (372,024) | (472,030) |
| Total expenses | | (450,032) | (850,954) |
| Loss before income tax | | (450,032) | (850,954) |
| Income tax expense | | - | - |
| Loss for the half-year attributable to members of the parent entity | | (450,032) | (850,954) |
| Other comprehensive income | | | |
| <i>Items that will not be reclassified subsequently to profit or loss:</i> | | | |
| Fair value losses on financial assets at fair value through other comprehensive income, net of tax | | (11,765) | 18,768 |
| Total comprehensive loss for the half-year attributable to owners of Superior Resources Limited | | (461,797) | (832,186) |
| | | Cents | Cents |
| Earnings (loss) per share: | | | |
| Basic earnings (loss) per share | | (0.02) | (0.05) |
| Diluted earnings (loss) per share | | (0.02) | (0.05) |

The accompanying notes form part of these financial statements

SUPERIOR RESOURCES LIMITED (ABN 72 112 844 407)

**CONSOLIDATED STATEMENT OF FINANCIAL POSITION
AS AT 31 DECEMBER 2024**

| | Note | 31-December 2024 \$ | 30-June 2024 \$ |
|----------------------------------|------|---------------------------|-----------------------|
| ASSETS | | | |
| Current assets | | | |
| Cash and cash equivalents | | 398,093 | 948,093 |
| Trade and other receivables | | 51,620 | 20,179 |
| Financial assets | 8 | 63,310 | 75,075 |
| Total current assets | | <u>513,023</u> | <u>1,043,347</u> |
| Non-current assets | | | |
| Plant and equipment | | 11,538 | 9,094 |
| Exploration expenditure | 4 | 16,306,376 | 15,155,253 |
| Other | | 83,000 | 84,000 |
| Total non-current assets | | <u>16,400,914</u> | <u>15,248,347</u> |
| Total assets | | <u>16,913,937</u> | <u>16,291,694</u> |
| LIABILITIES | | | |
| Current liabilities | | | |
| Payables | 9 | 231,340 | 246,872 |
| Employee entitlements | | 240,088 | 228,378 |
| Total current liabilities | | <u>471,428</u> | <u>475,250</u> |
| Total liabilities | | <u>471,428</u> | <u>475,250</u> |
| Net assets | | <u>16,442,509</u> | <u>15,816,444</u> |
| EQUITY | | | |
| Contributed equity | 10 | 27,224,077 | 26,136,215 |
| Reserves | | (2,848,554) | (2,836,789) |
| Accumulated losses | | (7,933,014) | (7,482,982) |
| Total equity | | <u>16,442,509</u> | <u>15,816,444</u> |

The accompanying notes form part of these financial statements.

SUPERIOR RESOURCES LIMITED (ABN 72 112 844 407)

**CONSOLIDATED STATEMENT OF CHANGES IN EQUITY
FOR THE HALF-YEAR ENDED 31 DECEMBER 2024**

| | Ordinary shares \$ | Reserves \$ | Accumulated losses \$ | Total \$ |
|--|--------------------------|--------------------|-----------------------------|-------------------|
| Balance at 1 July 2024 | 26,136,215 | (2,836,789) | (7,482,982) | 15,816,444 |
| Loss for the half-year | - | - | (450,032) | (450,032) |
| Other comprehensive income | - | (11,765) | - | (11,765) |
| Total comprehensive income | - | (11,765) | (450,032) | (461,797) |
| Transactions with owners in their capacity as owners: | | | | |
| Contributions of equity | 1,180,482 | - | - | 1,180,482 |
| Share issue costs | (92,620) | - | - | (92,620) |
| Balance at 31 December 2024 | 27,224,077 | (2,848,554) | (7,933,014) | 16,442,509 |
| Balance at 1 July 2023 | 24,318,029 | (2,907,183) | (6,074,634) | 15,336,212 |
| Loss for the half-year | - | - | (850,954) | (850,954) |
| Other comprehensive income | - | 18,768 | - | 18,768 |
| Total comprehensive income | - | 18,768 | (850,954) | (832,186) |
| Transactions with owners in their capacity as owners: | | | | |
| Contributions of equity, | 2,000,000 | - | - | 2,000,000 |
| Share issue costs | (179,917) | 37,619 | - | (142,298) |
| Balance at 31 December 2023 | 26,138,112 | (2,850,796) | (6,925,588) | 16,361,728 |

The accompanying notes form part of these financial statements.

SUPERIOR RESOURCES LIMITED (ABN 72 112 844 407)

**CONSOLIDATED STATEMENT OF CASH FLOWS
FOR THE HALF-YEAR ENDED 31 DECEMBER 2024**

| | 31 December 2024 \$ | 31 December 2023 \$ |
|--|---------------------------|---------------------------|
| Cash flows from operating activities | | |
| Payments to suppliers and employees (GST inclusive) | (470,729) | (789,905) |
| Net cash outflow from operating activities | <u>(470,729)</u> | <u>(789,905)</u> |
| Cash flows from investing activities | | |
| Payments for exploration expenditure | (1,185,088) | (2,936,697) |
| Payments for property, plant and equipment | (3,525) | (4,387) |
| Net cash outflow from investing activities | <u>(1,188,613)</u> | <u>(2,941,084)</u> |
| Cash flows from financing activities | | |
| Receipt of share application monies | 21,480 | 6,000 |
| Proceeds on issue of shares | 1,180,482 | 2,000,000 |
| Payment of capital raising costs | (92,621) | (142,298) |
| Net cash (outflow) inflow from financing activities | <u>1,109,341</u> | <u>1,863,702</u> |
| Net (decrease) increase in cash and cash equivalents | (550,001) | (1,867,287) |
| Cash and cash equivalents at the beginning of the half-year | 948,094 | 3,946,671 |
| Cash and cash equivalents at the end of the half-year | <u>398,093</u> | <u>2,079,384</u> |

The accompanying notes form part of these financial statements.

SUPERIOR RESOURCES LIMITED (ABN 72 112 844 407)

**NOTES TO THE CONSOLIDATED FINANCIAL STATEMENTS
FOR THE HALF-YEAR ENDED 31 DECEMBER 2024**

Note 1 General Information

Superior Resources Limited (the **Company**) is a company limited by shares, incorporated and domiciled in Australia. The Company's shares are listed on the Australian Securities Exchange.

The registered office of the Company is:

Unit 8, 61 Holdsworth Street
Coorparoo QLD 4151
Ph (07) 3847 2887

The principal place of business of the Company is:

Suite 3 level 1
5 Gardner Cl,
Milton QLD 4064
Ph (07) 3847 2887

The financial statements are for the Group consisting of Superior Resources Limited and its subsidiaries (the **consolidated entity** or the **Group**).

There have been no significant changes in the nature of the principal activities of the Group during the half year.

Note 2 Material Accounting Policy Information

(a) Statement of compliance

The half-year financial report is a general purpose financial report prepared in accordance with the *Corporations Act 2001* and AASB 134 'Interim Financial Reporting'. Compliance with AASB 134 ensures compliance with International Financial Reporting Standard IAS 34 'Interim Financial Reporting'. The Group is a for-profit entity for the purpose of preparing this report.

This half-year financial report does not include all the notes of the type normally included in an Annual Financial Report and therefore cannot be expected to provide as full an understanding of the financial position and financial performance of the Group as the Annual Financial Report. As a result, this report should be read in conjunction with the 30 June 2024 Annual Financial Report of the Group and any public announcements made in the period by the Group in accordance with the continuous disclosure requirements of the Corporations Act 2001 and the ASX Listing Rules.

The financial statements were approved and authorised for issue by the Directors on 13 March 2025.

(b) Basis of preparation

The financial statements have been prepared on an accrual basis and under the historical cost convention, as modified where applicable by the revaluation of financial assets and liabilities at fair value through other comprehensive income.

The accounting policies and methods of computation adopted in the preparation of the half-year financial statements are consistent with those of the previous financial year and corresponding interim reporting period.

SUPERIOR RESOURCES LIMITED (ABN 72 112 844 407)

**NOTES TO THE CONSOLIDATED FINANCIAL STATEMENTS
FOR THE HALF-YEAR ENDED 31 DECEMBER 2024**

Note 3 Application of New and Revised Accounting Standards

The consolidated entity has adopted all the new, revised or amending Accounting Standards and Interpretations issued by the Australian Accounting Standards Board ('AASB') that are mandatory for the current reporting period. There has been no material impact on the financial statements by their adoption and therefore no material changes to the Company's accounting policies are necessary.

Any new, revised or amended Accounting Standards or Interpretations that are not yet mandatory have not been adopted. The potential financial impact of these changes is not yet possible to determine.

Note 4 Critical Accounting Estimates and Judgments

Estimates and judgements are continually evaluated and are based on historical experience and other factors, including expectations of future events that may have a financial impact on the entity and that are believed to be reasonable under the circumstances.

Critical judgements in applying the entity's accounting policies

The Group has capitalised exploration expenditure of \$16,306,376 (30 June 2024: \$15,155,253). These amounts include costs directly associated with exploration. These costs are capitalised as an intangible asset until assessment of the permit is complete and the results have been evaluated. These costs include employee remuneration, materials, rig costs, delay rentals and payments to contractors. The expenditure is carried forward until such a time as the asset moves into the development phase, is abandoned or sold. Given exploration activities have not yet reached a stage which permits a reasonable assessment of the existence or otherwise of recoverable resources and the difficulty in forecasting cash flows to assess the fair value of exploration expenditure there is uncertainty as to the carrying value of exploration expenditure. The ultimate recovery of the carrying value of exploration expenditure is dependent upon the successful development and commercial exploitation or, alternatively, sale of the interest in the tenements.

Note 5 Going Concern

Notwithstanding that the Group incurred a net loss after tax of \$450,032 (2023: loss of \$850,954) during the half year ended 31 December 2024 and had net cash outflows from operating activities of \$470,729 (2023: outflow of \$789,905) for the half year, these financial statements have been prepared on a going concern basis which assumes continuity of normal business activities and the realisation of assets and the settlement of liabilities in the ordinary course of business.

The ability of the Group to continue as a going concern is dependent upon one or more of the following:

- the success of cost saving initiatives, which include entering into Joint Venture arrangements and reducing tenement areas, so as to reduce the carrying and expenditure costs for tenements;
- cash flows from the sale of any of the Group's assets; and/or
- obtaining additional funding from capital raising activities.

The Directors acknowledge that to continue the exploration and development of the Group's exploration projects, the budgeted cash flows from operating and investing activities for the future will necessitate further capital raisings.

SUPERIOR RESOURCES LIMITED (ABN 72 112 844 407)

**NOTES TO THE CONSOLIDATED FINANCIAL STATEMENTS
FOR THE HALF-YEAR ENDED 31 DECEMBER 2024**

Note 5 Going Concern (continued)

The reliance on future funding requirements indicates that a material uncertainty exists that may cast significant doubt on the Group's ability to continue as a going concern with the result that the Group may be unable to realise its assets and discharge its liabilities in the normal course of business. The interim financial report does not include any adjustments relating to the recoverability and classification of recorded asset amounts or the amounts or classification of liabilities that may result from the outcome of this uncertainty.

Note 6 Segment Information

The Group operates solely within one segment, being the mineral exploration industry in Australia.

Note 7 Loss for the Half-year

| | 31 December 2024 | 31 December 2023 |
|--|-----------------------------|-----------------------------|
| | \$ | \$ |
| Loss before income tax for the half-year includes the following items: | | |
| Administration expenses | | |
| Salaries and wages | 144,681 | 236,531 |
| Directors' fees | 24,000 | 24,000 |
| Company secretary fees | 18,000 | 18,000 |
| ASX and share registry fees | 57,925 | 36,661 |
| Legal and professional fees | 31,588 | 10,012 |
| AGM expense | 6,336 | 5,786 |
| Insurance expense | 22,875 | 25,995 |
| Other | 66,619 | 115,045 |
| | 372,024 | 472,030 |

SUPERIOR RESOURCES LIMITED (ABN 72 112 844 407)

**NOTES TO THE CONSOLIDATED FINANCIAL STATEMENTS
FOR THE HALF-YEAR ENDED 31 DECEMBER 2024**

Note 8 Fair Value of Financial Assets

| | 31-December 2024 \$ | 30-June 2024 \$ |
|---|---------------------------|-----------------------|
| Recurring fair value measurements | | |
| The following financial instruments are subject to recurring fair value measurements: | | |
| Financial assets at fair value through other comprehensive income: | | |
| Current assets | | |
| Deep Yellow Limited (DYL) | | |
| - Listed equity securities – Level 1 on fair value hierarchy | <u>63,310</u> | <u>75,075</u> |

The decrease in the market value of listed equity securities of \$11,765 during the half-year has been recorded in the asset revaluation reserve.

Fair value hierarchy

AASB 13 *Fair Value Measurement* requires disclosure of fair value measurements by level in the fair value measurement hierarchy as follows:

- Level 1 – the instrument has quoted prices (unadjusted) in active markets for identical assets or liabilities;
- Level 2 – a valuation technique is used using inputs other than quoted prices within level 1 that are observable for the financial instrument, either directly (ie, as prices), or indirectly (ie. derived from prices); and
- Level 3 – a valuation technique is used using inputs that are not observable based on observable market data (unobservable inputs).

As the Company only holds listed equity securities, which are measured at the closing bid price at the end of the reporting period, all financial assets at fair value through other comprehensive income fall within Level 1 of the fair value hierarchy.

Note 9 Payables

| | 31-Dec 2024 \$ | 30-Jun 2024 \$ |
|------------------------------------|-----------------------|-----------------------|
| Current payables | | |
| Trade payables and accruals | 15,918 | 52,929 |
| Other payables – related party (i) | <u>193,407</u> | <u>193,407</u> |
| Trade and other payables | 209,325 | 246,336 |
| Share application monies | <u>22,015</u> | <u>536</u> |
| Total Payables | <u>231,340</u> | <u>246,872</u> |

(i) These amounts represent the unpaid Directors' remuneration that may be called within the next 12 months. The liability is unsecured, and no decision has been made by the Directors on the timing or nature of the consideration to be provided in settlement.

SUPERIOR RESOURCES LIMITED (ABN 72 112 844 407)

NOTES TO THE CONSOLIDATED FINANCIAL STATEMENTS
FOR THE HALF-YEAR ENDED 31 DECEMBER 2024

Note 10 Equity Securities Issued

| | 31 December 2024 | 31 December 2024 |
|------------------------------|----------------------|---------------------|
| | Shares | \$ |
| (a) Share capital | | |
| Ordinary shares - Fully paid | <u>2,169,863,798</u> | <u>27,224,077</u> |

(b) Movements in ordinary share capital

| Date | Details | Number of Shares | Issue Price \$ | \$ |
|------------------|------------------------|-----------------------------|----------------------|--------------------------|
| 1-Jul-24 | Opening Balance | 2,001,220,418 | | 26,136,215 |
| 13-Sep-24 | Shares issued | 168,643,380 | 0.007 | 1,180,482 |
| 13-Sep-24 | Shares issue cost | - | | (92,620) |
| 31-Dec-24 | Closing Balance | <u>2,169,863,798</u> | | <u>27,224,077</u> |

(c) Share options

| Date | Details | Number of options | Exercise Price \$ | Expiry |
|------------------|------------------------|---------------------------|-------------------------|-----------|
| 1-Jul-24 | Opening balance | 76,666,667 | 0.006 | 30-Nov-24 |
| | Opening balance | 89,333,333 | 0.025 | 31-Dec-25 |
| 12-Sep-24 | Options issued | 84,321,637 | 0.015 | 27-Aug-26 |
| 30-Nov-24 | Options expired | <u>(76,666,667)</u> | | |
| 31-Dec-24 | Closing Balance | <u>173,654,970</u> | | |

Since 31 December 2024, no options have been exercised.

SUPERIOR RESOURCES LIMITED (ABN 72 112 844 407)

**NOTES TO THE CONSOLIDATED FINANCIAL STATEMENTS
FOR THE HALF-YEAR ENDED 31 DECEMBER 2024**

Note 11 Commitments for Expenditure

| | 31-Dec 2024 \$ | 30-Jun 2024 \$ |
|---|-------------------------------|-------------------------------|
| Exploration commitments | | |
| Commitments as at 31 December 2024 for payments under exploration permits for minerals in existence at the reporting date but not recognised as liabilities payable is: | | |
| Payable within 1 year | 2,504,543 | 3,151,064 |
| Payable greater than 1 year | 5,495,469 | 3,888,312 |
| | <u>8,000,012</u> | <u>7,039,376</u> |

To maintain current rights to tenure of various exploration tenements, the consolidated entity will be required to outlay amounts in respect of tenement exploration expenditure commitments. These outlays, which arise in relation to granted tenements are noted above. The outlays may be varied from time to time, subject to approval of the relevant government departments, and may be relieved if a tenement is relinquished, work program deferred or an application to vary the commitments is approved.

Note 12 Contingent Liabilities

There have been no changes in contingent liabilities since the end of the previous annual reporting period, 30 June 2024.

Note 13 Events Occurring After the Reporting Period

No matter or circumstance has arisen since the end of the half-year, that has significantly affected, or may affect, the operations of the consolidated entity, the results of those operations or the state of affairs of the consolidated entity in future financial years.


SUPERIOR RESOURCES LIMITED (ABN 72 112 844 407)

DIRECTORS' DECLARATION

In the directors' opinion:

1. the consolidated financial statements and notes set out on pages 3 to 12, are in accordance with the Corporations Act 2001, including:
 - complying with Accounting Standard AASB 134: Interim Financial Reporting; and
 - giving a true and fair view of the consolidated entity's financial position as at 31 December 2024 and of its performance for the half-year ended on that date, and
2. having regard to Note 5 to the financial statements, there are reasonable grounds to believe that the company will be able to pay its debts as and when they become due and payable.

This declaration is made in accordance with a resolution of the directors made pursuant to s303(5) of the Corporations Act 2001.



CA Fernicola
Chairman

Brisbane, 13 March 2025

Independent auditor's review report to the members of Superior Resources Limited

Report on the half-year financial report



Our conclusion

Based on our review, which is not an audit, we have not become aware of any matter that makes us believe that the accompanying half-year financial report of Superior Resources Limited (the Company), and its subsidiaries (the Group) does not comply with the *Corporations Act 2001*, including:

- giving a true and fair view of the Group's financial position as at 31 December 2024 and of its financial performance for the half-year then ended; and
- complying with Accounting Standard AASB 134 *Interim Financial Reporting* and the *Corporations Regulations 2001*.

What was reviewed?

We have reviewed the accompanying half-year financial report of the Group, which comprises:

- the consolidated statement of financial position as at 31 December 2024,
- the consolidated statement of comprehensive income for the half-year then ended,
- the consolidated statement of changes in equity for the half-year then ended,
- the consolidated statement of cash flows for the half-year then ended,
- notes to the financial statements, including material accounting policy information, and
- the directors' declaration.

Basis for conclusion

We conducted our review in accordance with ASRE 2410 *Review of a Financial Report Performed by the Independent Auditor of the Entity*. Our responsibilities are further described in the *Auditor's responsibilities for the review of the financial report* section of our report. We are independent of the Group in accordance with the auditor independence requirements of the *Corporations Act 2001* and the ethical requirements of the Accounting Professional and Ethical Standards Board's APES 110 *Code of Ethics for Professional Accountants (including Independence Standards)* (the Code) that are relevant to our audit of the annual financial report in Australia. We have also fulfilled our other ethical responsibilities in accordance with the Code.

Material Uncertainty Related to Going Concern

We draw attention to Note 5 in the financial report, which indicates that the group incurred a net loss after tax of \$450,032 during the half year ended 31 December 2024 and had net cash outflows from operating activities of \$470,729 for the half year. These events or conditions, along with the other matters as set forth in Note 5, indicate that a material uncertainty exists that may cast significant doubt on the group's ability to continue as a going concern. Our conclusion is not modified in respect of this matter.


Responsibilities of the directors for the financial report

The directors of the Company are responsible for the preparation of the half-year financial report that gives a true and fair view in accordance with Australian Accounting Standards and the *Corporations Act 2001* and for such internal control as the directors determine is necessary to enable the preparation of the half-year financial report that gives a true and fair view and is free from material misstatement, whether due to fraud or error.

Auditor's responsibilities for the review of the financial report

Our responsibility is to express a conclusion on the half-year financial report based on our review. ASRE 2410 requires us to conclude whether we have become aware of any matter that makes us believe that the half-year financial report is not in accordance with the *Corporations Act 2001* including giving a true and fair view of the Group's financial position as at 31 December 2024 and its performance for the half-year ended on that date, and complying with Accounting Standard AASB 134 *Interim Financial Reporting* and the *Corporations Regulations 2001*.

A review of a half-year financial report consists of making enquiries, primarily of persons responsible for financial and accounting matters, and applying analytical and other review procedures. A review is substantially less in scope than an audit conducted in accordance with Australian Auditing Standards and consequently does not enable us to obtain assurance that we would become aware of all significant matters that might be identified in an audit. Accordingly, we do not express an audit opinion.



William Buck (Qld)
ABN 21 559 713 106



M J Monaghan
Partner

Brisbane, 13 March 2025