



**Wildcat Resources Limited**  
**ACN 098 236 938**

**Interim Financial Report**  
**for the Half-Year Ended**  
**31 December 2024**

## Contents

Corporate Directory.....	2
Director's Report .....	3
Auditors' Independence Declaration .....	12
Condensed Consolidated Statement of Profit or Loss and Other Comprehensive Income .....	13
Condensed Consolidated Statement of Financial Position .....	14
Condensed Consolidated Statement of Changes in Equity .....	15
Condensed Consolidated Statement of Cash Flows .....	16
Notes to the Condensed Consolidated Financial Statements.....	17
Directors' Declaration .....	28
Independent Auditor's Review Report to Members .....	29

**Corporate Directory**

<b>Directors</b>	<b>Jeff Elliott</b> (Non-Executive Chairman) <b>Ajanth (AJ) Saverimutto</b> (Managing Director) <b>Matthew Banks</b> (Executive Director) <b>Samuel Ekins</b> (Technical Director) <b>Fiona Van Maanen</b> (Non-Executive Director)
<b>Company Secretary</b>	James Bahen
<b>Registered Office and Principal Place of Business</b>	Suite 3, Ground Floor, 16 Ord Street West Perth, WA 6005 Telephone: +61 8 6169 1433 Email: <a href="mailto:info@wildcatresources.com.au">info@wildcatresources.com.au</a> <a href="http://Wildcatresources.com.au">Wildcatresources.com.au</a>  ACN 098 236 938
<b>Auditors</b>	Hall Chadwick WA Audit Pty Ltd 283 Rokeby Road Subiaco, WA 6008
<b>Solicitors</b>	Thomson Geer Level 27, Exchange Tower 2 The Esplanade Perth WA 6000
<b>Share Registry</b>	Automic Share Registry Level 5, 191 St Georges Terrace Perth WA, 6000 Tel: 1300 288 644 (within Australia) Tel: +61 2 9698 5414 (from overseas) <a href="http://www.automic.com.au">www.automic.com.au</a>
<b>Securities Exchange Listing</b>	Wildcat Resources Limited shares are listed on the Australian Securities Exchange (ASX)  ASX Code: WC8
<b>Website and Corporate Governance Statement</b>	<a href="http://www.wildcatresources.com.au/corporate-governance/">www.wildcatresources.com.au/corporate-governance/</a>

## Director's Report

The Directors hereby present their Interim Financial Report on Wildcat Resources Limited (ASX: WC8) (the 'Company' or 'Wildcat') and its subsidiaries for the half-year ended 31 December 2024.

### DIRECTORS

Except as otherwise stated below, the following persons were Directors of Wildcat Resources Limited during the whole of the half-year and up to the date of this Report as shown below:

Director	Title	Appointment Date	Resignation Date
Jeff Elliott	Non-Executive Chairman	18 Jun 2021	-
Ajanth (AJ) Saverimutto	Managing Director	07 Sep 2023	-
Matthew Banks	Executive Director	24 Dec 2019	-
Samuel Ekins	Technical Director	30 Nov 2022	-
Fiona Van Maanen	Non-Executive Director	01 Jun 2024	-

### COMPANY SECRETARY

Company Secretary	Title	Appointment Date
James Bahen	Company Secretary	05-Jun-2020

## Principal Activities

Wildcat is an exploration and development company and has two major projects within Australia (Figure 1). The flagship asset is the Tabbata Lithium Project located in the Pilbara region of WA. In November 2024 Wildcat announced an inaugural Mineral Resource Estimate ("MRE") for Tabbata of **74.1Mt at 1.0% Li<sub>2</sub>O (at a 0.45% cut-off grade)**. Tabbata is surrounded by more than 1,300km of prospective exploration tenements called the Bolt Cutter Project. The Mount Adrah Gold Project is an exploration-stage project located in NSW. Mt Adrah has 500km<sup>2</sup> of exploration tenements and a gold resource at the Hobbs Pipe prospect of **20.5Mt at 1.1g/t Au** for 770koz of contained gold.

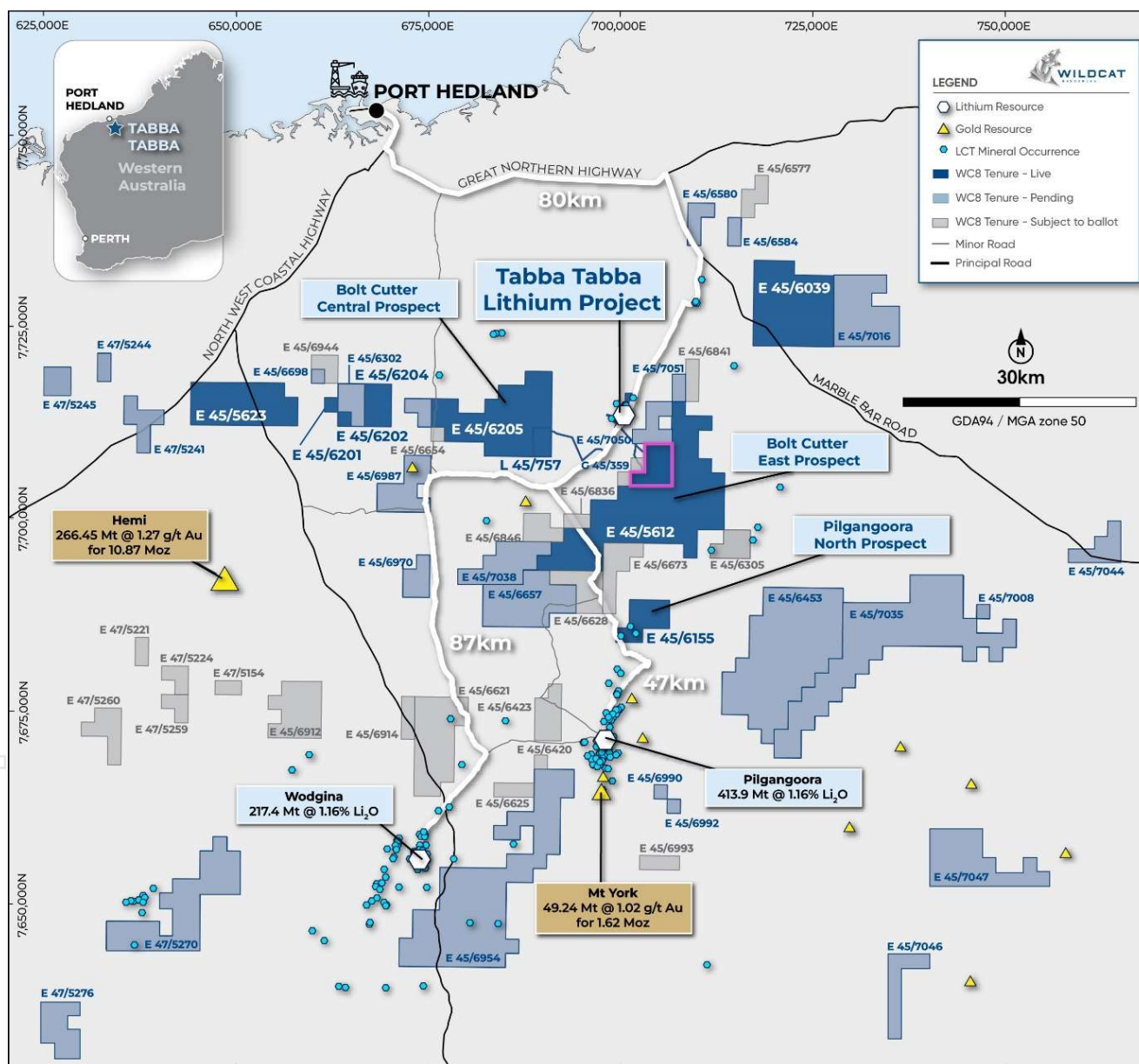


Figure 1 -Location of Wildcat's major projects

TABBA TABBA LITHIUM PROJECT - Pilbara, WA

The Tabba Tabba Lithium Project is a Lithium-Caesium-Tantalum (“LCT”) pegmatite project that was acquired in May 2023. It was one of four significant LCT projects previously owned by Son’s of Gwalia along with Greenbushes, Pilgangoora, and Wodgina (now Tier-1 lithium mines). The Company has successfully drilled more than 115,000m (comprising 44% diamond drill holes and 56% RC drill holes) in the 18 months since drilling commenced in July 2023. It also completed phase one metallurgical test work (288kg) and produced the high-confidence MRE (with 94% of the resource classified in the Indicated category) in that time frame.

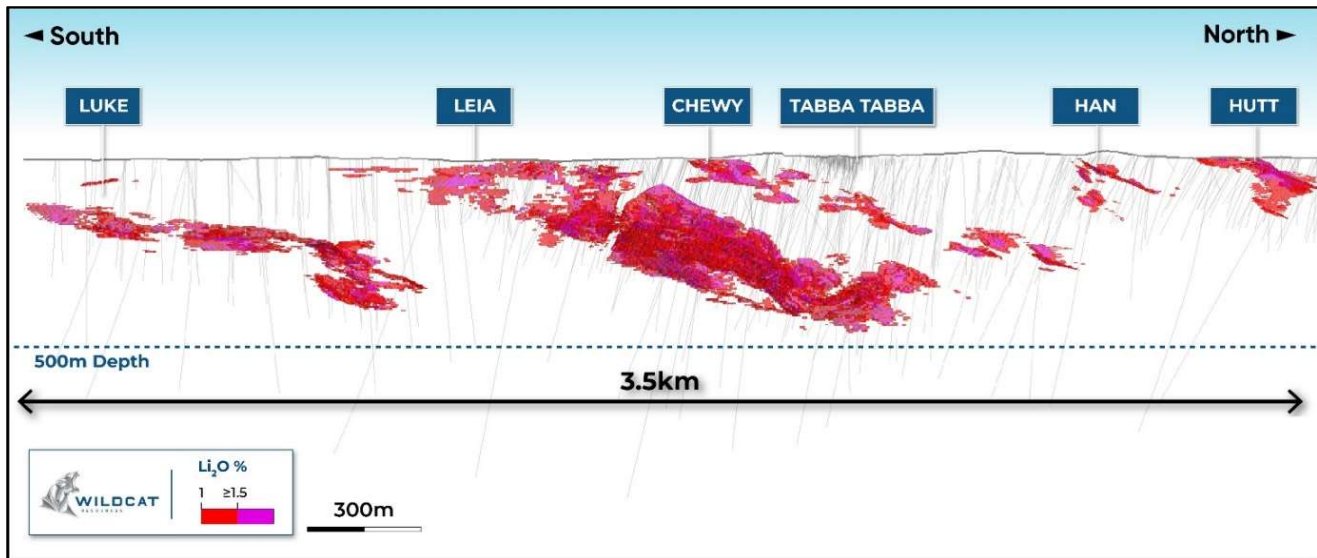
Tabba Tabba contains the largest undeveloped public lithium resource in Australia and is located on granted Mining Leases only 80km by road to the port in the Pilbara region of Western Australia, a Tier 1 mining jurisdiction. It is 47km by road from the 414Mt Pilgangoora Project and 87km by road to the 259Mt Wodgina Project (Figure 2). Tabba Tabba has substantial logistics and permitting advantages which allow Wildcat to rapidly advance development, including work for the Tabba Tabba pre-feasibility study ("PFS").



**Figure 2 - Location of the Tabbata Tabbata Project**

## TABBA TABBA EXPLORATION ACTIVITIES

The Tabba Tabba LCT pegmatite system is more than 3.2km long and contains at least six significant pegmatite prospects (Leia, Luke, Chewy, The Hutt, Han, and the Tabba Tabba tantalum pegmatite) hosted in a coarse gabbroic mafic rock (Figure 3 and Figure 4). The Leia and Luke pegmatites are the largest and respectively contribute 63% and 22% of the mineralized material reported in the MRE. Leia outcrops for more than 1km at surface, is spodumene dominant, and thick (>100m wide). The Chewy, The Hutt, and Han pegmatites occur in the hangingwall of Leia and contribute 15% of the MRE mineralization. The Tabba Tabba tantalum pegmatite also occurs in the hangingwall of Leia. These hangingwall lodes and the wide, outcropping body of Leia bode well for future mining economics. Thick, high-grade pegmatite zones continued to be intercepted throughout H2 2024, and include assay results from Leia such as: 84.0m at 1.4% Li<sub>2</sub>O from 236.0m (TADD051) including 44.0m at 1.9% Li<sub>2</sub>O from 268.0m and 89.8m at 1.2% Li<sub>2</sub>O from 260.0m (TADD047) including 21.7m at 2.1% Li<sub>2</sub>O from 291.3m. Thick and high-grade true width intercepts from the Luke pegmatite included 50m at 1.1% Li<sub>2</sub>O from 178m (TADD035); and wide, shallow intercepts were returned from The Hutt and Chewy pegmatites including 27.0m @ 1.2% Li<sub>2</sub>O from 55.0m (TAMT001) and 17.0m @ 1.1% Li<sub>2</sub>O from 7.0m (TADD051).



**Figure 3 - Long section of the Tabba Tabba Lithium Mineral Resource with pegmatite domain groupings labelled. Blocks less than 1.0% Li<sub>2</sub>O are not shown to demonstrate continuity of thick high-grade mineralisation.**

Wildcat drilled more than 115,000m by the end of 2024. Significant assay results returned in the six months from 30 June 2024 are listed below:

### Results from Leia included:

- 84.0m @ 1.4% Li<sub>2</sub>O from 236.0m (TADD051) (est. true width) including 44.0m @ 1.9% Li<sub>2</sub>O from 268.0m
- 89.8m @ 1.2% Li<sub>2</sub>O from 260.0m (TADD047) (est. true width) including 21.7m @ 2.1% Li<sub>2</sub>O from 291.3m
- 52.2m @ 1.1% Li<sub>2</sub>O from 107.1m (TADD041) (est. true width) including 18.2m @ 1.9% Li<sub>2</sub>O from 107.1m
- 67.0m @ 1.9% Li<sub>2</sub>O from 338.0m (TARC372D) (est. true width), including 46.0m @ 2.5% Li<sub>2</sub>O from 338.0m;
- 75.0m @ 1.1% Li<sub>2</sub>O from 155.0m (TADD022) (est. true width), including 49.0m @ 1.4% Li<sub>2</sub>O from 181.0m;
- 51.9m @ 1.4% Li<sub>2</sub>O from 363.0m (TARC323D) (est. true width), including 20.0m @ 1.7% Li<sub>2</sub>O from 394.0m; and
- 27.5m @ 1.6% Li<sub>2</sub>O from 372.5m (TARC029D) (est. true width).

### Results from Luke included:

- 61.0m @ 1.1% Li<sub>2</sub>O from 227.0m (TARC350D) (37.8m est. true width) including 31.0m @ 1.6% Li<sub>2</sub>O from 228.0m (19.2m est. true width)
- 50.0m @ 1.1% Li<sub>2</sub>O from 178.0m (TADD035) (est. true width) including 7.0m @ 2.0% Li<sub>2</sub>O from 187.0m
- 36.2m @ 1.6% Li<sub>2</sub>O from 200.8m (TARC341D) (29.0m est. true width) including 16.2m @ 2.2% Li<sub>2</sub>O from 200.8m (13.0m est. true width)
- 20.9m @ 1.1% Li<sub>2</sub>O from 268.1m (TARC373D) (est. true width) and 45.0m @ 1.1% Li<sub>2</sub>O from 339.0m (est. true width)
- 22.3m @ 1.3% Li<sub>2</sub>O from 197.0m (TADD040) (est. true width)
- 12.0m @ 1.7% Li<sub>2</sub>O from 209.9m (TARC113D) (est. true width).

Results from Chewy included:

- 17.0m @ 1.1% Li<sub>2</sub>O from 7.0m (TADD051) (est. true width)
- 9.0m @ 1.5% Li<sub>2</sub>O from 40.9m (TADD042) (est. true width)
- 15.0m @ 1.6% Li<sub>2</sub>O from 305.0m (TARC383) (est. true width) including 6.0m @ 2.9% Li<sub>2</sub>O from 308.0m.

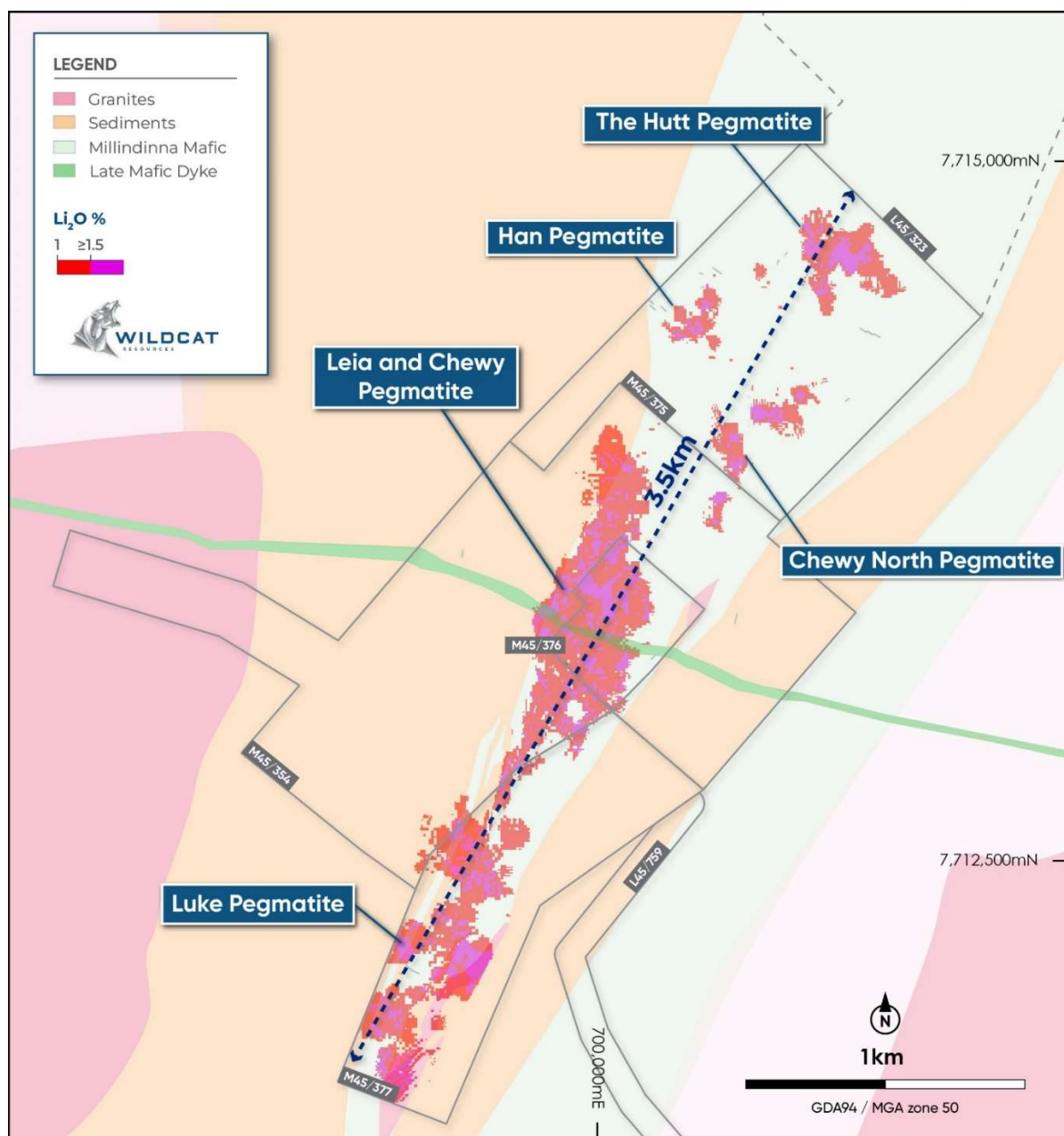
Results from The Hutt and Han included:

- 27.0m @ 1.2% Li<sub>2</sub>O from 55.0m (TAMT001) (est. true width)
- 10.0m @ 1.3% Li<sub>2</sub>O from 3.0m (TAGT008) (est. true width)
- 7.0m @ 1.4% Li<sub>2</sub>O from 37.0m (TARC420) (est. true width)
- 8.0m @ 1.2% Li<sub>2</sub>O from 149m (TARC075) (est. true width)
- 9.0m @ 1.9% Li<sub>2</sub>O from 76.0m (TARC387) (est. true width) including 5.0m @ 2.6% Li<sub>2</sub>O from 80.0m

Other wide, true width intercepts received at the project to date include:

- 105.3m @ 1.1% Li<sub>2</sub>O from 213.7m (TARC259AD), including 43.4m @ 1.4% Li<sub>2</sub>O from 239.0m;
- 84.8m @ 1.3% Li<sub>2</sub>O from 251.4m (TADD020), including 53.6m @ 1.5% Li<sub>2</sub>O from 251.4m;
- 70.0m @ 1.1% Li<sub>2</sub>O from 265.0m (TADD021), including 41.0m @ 1.3% Li<sub>2</sub>O from 278.0m;
- 54.9m @ 1.1% Li<sub>2</sub>O from 262.7m (TARC277AD), including 39.1m @ 1.5% Li<sub>2</sub>O from 264.0m;
- 68.0m @ 1.4% Li<sub>2</sub>O from 337m (TADD015), including 50m @ 1.5% Li<sub>2</sub>O from 338m;
- 58.7m @ 1.3% Li<sub>2</sub>O from 333.1m (TADD011), including 11.8m @ 2.3% Li<sub>2</sub>O from 362.2m;
- 135.0m @ 0.9% Li<sub>2</sub>O from 179m (TARC234D), including 99m @ 1.2% Li<sub>2</sub>O from 207m;
- 123.4m @ 0.9% Li<sub>2</sub>O from 350.7m (TARC245D), including 69.9m @ 1.2% Li<sub>2</sub>O from 399m;
- 111.4m at 0.9% Li<sub>2</sub>O from 246.6m (TARC161AD), including 60.3m at 1.4% Li<sub>2</sub>O from 297.8m;
- 94.0m @ 1.0% Li<sub>2</sub>O from 206m (TARC154AD), including 64.4m @ 1.3% Li<sub>2</sub>O from 225m;
- 94.8m at 0.9% Li<sub>2</sub>O from 361.9m (TARC264D), including 44.7m at 1.3% Li<sub>2</sub>O from 406.3m.
- 180.0m @ 1.1% Li<sub>2</sub>O from 206m (TARC148);
- 73.0m at 1.1% Li<sub>2</sub>O from 266m (TARC246), including 10.0m at 2.0% Li<sub>2</sub>O from 328m;
- 70.0m at 1.0% Li<sub>2</sub>O from 183m (TARC145), including 47.0m at 1.5% Li<sub>2</sub>O from 183m;
- 85.0m at 1.3% Li<sub>2</sub>O from 167m (TARC144), Including 10.0m at 2.5% Li<sub>2</sub>O from 175m; and
- 85.0m at 1.5% Li<sub>2</sub>O from 133m (TARC128), Including 9.0m at 3.0% Li<sub>2</sub>O from 199m.





**Figure 4 - Plan view geology map of Tabba Tabba showing all lithium Mineral Resources above 1.0% Li<sub>2</sub>O (cut-off grade). L45/759 is pending and L45/323 is granted. All Mining Leases are granted.**

## MINERAL RESOURCE ESTIMATE

Wildcat released its inaugural MRE at Tabba Tabba on 28 November 2024. This now forms the foundation for the Company's PFS and ultimately the maiden Ore Reserve estimate at Tabba Tabba. Lauritz Barnes prepared the MRE through independent resource consultancy Trepanier and reported it in accordance with the JORC Code (2012). Mr Barnes is a Resource Geologist whose experience includes acting as the Competent Person for lithium resources reported by Pilbara Minerals Ltd (ASX:PLS) at the giant Pilgangoora Lithium Project for several years (most recently in 2023). Pilgangoora is only 47km by road to Tabba Tabba.

The maiden Tabba Tabba Lithium Project MRE is **74.1Mt at 1.0% Li<sub>2</sub>O** (at a 0.45% cut-off grade) (Table 1). The resource is robust, with 94% reported in the higher confidence Indicated category. Significantly, weathering is shallow, with fresh rock occurring within 4m from surface. This means that only 0.3Mt of the total 74.1 Mt resource is classified as transitional/oxidized material. Additionally, if a lower cut-off grade of 0.3% Li<sub>2</sub>O is accepted (the cut-off grade reported at Pilgangoora) then the resource is increased to more than 90Mt at 0.9% Li<sub>2</sub>O.



**Table 1: Tabba Tabba Lithium JORC (2012) Mineral Resource Estimate as at 28 November 2024 (using 0.45% Li<sub>2</sub>O cut-off).**

Category	Tonnes (Mt)	Li <sub>2</sub> O (%)	Ta <sub>2</sub> O <sub>5</sub> (ppm)	Fe <sub>2</sub> O <sub>3</sub> (%)	Li <sub>2</sub> O (Kt)	Ta <sub>2</sub> O <sub>5</sub> (lb)
Indicated	70.0	1.01	53	0.64	709,100	9,948,600
Inferred	4.1	0.76	65	0.88	31,100	724,700
<b>Total</b>	<b>74.1</b>	<b>1.00</b>	<b>54</b>	<b>0.65</b>	<b>740,200</b>	<b>10,673,300</b>

The Company also released an updated Tabba Tabba Tantalum Project MRE of **1.2Mt at 482ppm Ta<sub>2</sub>O<sub>5</sub>** (at a 200ppm Ta<sub>2</sub>O<sub>5</sub> cut-off grade) (Table 2). This contains 1,277,300lbs of Ta<sub>2</sub>O<sub>5</sub> and represents a 278% increase in tones when compared to the previous MRE of **0.3Mt at 950ppm Ta<sub>2</sub>O<sub>5</sub>** (at a 400ppm Ta<sub>2</sub>O<sub>5</sub> cut-off grade).

**Table 2: Tabba Tabba Tantalum JORC (2012) Mineral Resource Estimate as at 27 November 2024 (using a 200ppm Ta<sub>2</sub>O<sub>5</sub> cut-off grade).**

Category	Tonnes (Mt)	Li <sub>2</sub> O (%)	Ta <sub>2</sub> O <sub>5</sub> (ppm)	Fe <sub>2</sub> O <sub>3</sub> (%)	Li <sub>2</sub> O (T)	Ta <sub>2</sub> O <sub>5</sub> (lb)
Indicated	1.19	0.09	482	0.74	1,073	1,267,600
Inferred	0.01	0.05	445	2.50	5	9,700
<b>Total</b>	<b>1.20</b>	<b>0.09</b>	<b>482</b>	<b>0.76</b>	<b>1,078</b>	<b>1,277,300</b>

## STAGE 1 METTALURGICAL TEST WORK

Phase one test work results were announced on 16 July 2024. The first phase of work focused on 600m of strike across the Leia Pegmatite and achieved excellent results. Wildcat tested 288kg of material, obtained from 12 diamond drill holes. Recoveries ranged between 79% to 84% Li<sub>2</sub>O for a 5.5% spodumene concentrate from material with head grades between 1.0% to 1.4% Li<sub>2</sub>O. The concentrate had low iron (<0.5% Fe<sub>2</sub>O<sub>3</sub>) and no significant deleterious elements were detected. Little variation occurred between material ground to 180µm and 212µm and a 6.9% improvement in recovery was achieved with 150µm material by increasing the collector reagent. This suggested that reagent ratios can be optimised to improve the recovery during the second phase of test work on coarser material and a coarser grind size may also be possible, leading to further recovery improvements via reduced deslime losses.

At the end of August 2024, samples were received at the Nagrom Laboratory and the second phase of metallurgical test work commenced. This included variability composites needed for the MRE. The goal of the second phase of test work is to assess how material from different locations and stages across the mine life perform and to identify further opportunities for recovery improvement.

The second phase test work is being completed on approximately 1,000kg of material and is using bore water obtained from Tabba Tabba. Significantly, analysis of the Tabba Tabba site water shows neutral pH and low TDS, so it is expected that the site water will perform comparably to the Perth tap water used during the first phase of testing.

## SURVEYS AND PREFEASIBILITY STUDY

All the field survey and test work components were completed for the environmental studies required for permitting (ecological, water, materials characterization, and surface water assessment), with the report deliverables in progress.

A program comprising eleven diamond drill holes was completed to provide geotechnical data for rock mass characterisation for mine design. The groundwater study work was also completed, with the final water bore monitoring holes drilled and pump tested. The tests suggest that the groundwater at Tabba Tabba is fresh, with low salinity/TDS and sufficient volumes are expected. These studies are key inputs for PFS.

Following release of the MRE, the Company progressed Tabba Tabba's PFS. The MRE allowed for the commencement of mining engineering, process engineering, and infrastructure assessments. Significantly, the Company was granted General Purpose Licence G45/0359 (22.5km<sup>2</sup>). This is approved for the purpose of all major mining infrastructure such as processing facilities and tailings dams and is located only 4.5km from Tabba Tabba.

## **TABBA TABBA - NEXT STEPS**

The Company plans to:

- Progress work towards completion of a Pre-Feasibility Study (PFS) at Tabba Tabba;
- Progress the second phase of metallurgical test work;
- Compile and lodge final documentation for environmental approval and select Part IV or Part V process;
- Commence second round of environmental surveys to ensure robust baseline data; and
- Progress metallurgical process design (process flow diagrams, mass balance, process design criteria) and a process operating cost model in preparation for PFS

## **BOLT CUTTER PROJECT - Mallina Basin, Pilbara, WA**

Wildcat has continued to grow its Bolt Cutter Project, which surrounds the Tabba Tabba Project and traverses the Mallina Basin District in the east and west Pilbara Terranes. It now exceeds 1,390km<sup>2</sup> comprising 100% owned tenements and applications. It is prospective for lithium mineralised pegmatites located proximal to the prolific Split Rock Supersuite granitoid rocks (these are thought to be the source rocks for LCT pegmatites in the district) and the package is also prospective for gold mineralisation.

3,132m of RC drilling was completed at the Pilgangoora North prospect located on E45/6155 and 672m of RC drilling was completed at the Bolt Cutter East prospect located on E45/5612 in September 2024. Assay results returned no significant intercepts. Soil and rock chip sampling was completed at Bolt Cutter Central in the September quarter and further infill soil sampling, drone aerial photography, mapping and rock chip sampling was completed in December.

The Company applied for 24 new tenements comprising 862km<sup>2</sup>. Eight 100% owned applications for 378km<sup>2</sup> were successfully made (E45/6968, E47/5200, E45/7008, E45/7016, E45/7044, E47/5244, E47/5245, and E47/5276). Ten applications subject to a ballot were made (E45/6987, E45/6990, E45/6992, E45/6993, E47/5221, E47/5224, E45/7038, E47/5241, E47/5259 and E47/5260) and total 155km<sup>2</sup>.

Two applications were made to consolidate 291km<sup>2</sup> of contiguous applications. Application E45/7035 was made to combine E45/6958, E45/6959, E45/6986 (applied for prior to the December quarter), and E45/7010 (applied for during the December quarter). Application E47/5270 was made to combine E47/5200 (applied for prior to the December quarter), E47/5253, E47/5254, and E47/5255 (applied for during the December quarter).

The company was successful in the ballot for E45/6970 (15.5km<sup>2</sup>) and unsuccessful in the ballots for E45/6944, E45/6912, E45/6771 and E45/6774 (53km<sup>2</sup>). This now brings Wildcat's Bolt Cutter tenement holding to 1,572km<sup>2</sup> (549km<sup>2</sup> 100% owned granted tenements, 840km<sup>2</sup> 100% owned tenement applications, and 183km<sup>2</sup> tenement applications subject to a ballot).

## **MT ADRAH GOLD PROJECT - NSW**

The Mt Adrah Gold Project is in the Lachlan Fold Belt, 44km east of Wagga Wagga in southern New South Wales. The Mt Adrah Gold Project has an area of approximately 500km<sup>2</sup>, including some 52km of strike along the Gilmore Suture Zone (associated with mineralisation at numerous large mines including Cowal gold deposit: 11Moz Au; Temora copper-gold deposit: 1.8Moz Au & 837kt Cu; and the Cobar goldfields).

The Mt Adrah Gold Project contains the significant Hobbs Pipe gold deposit which has a Mineral Resource estimate of 20.5Mt @ 1.1g/t Au for 770,000 oz of contained gold. Hobbs Pipe appears to be part of a large intrusive complex which includes proximal high-grade reef-style mineralisation with intersections at depth including 10m @ 17.7 g/t Au from 506m (GHD009) at the Castor Reef Prospect and 1.2m @ 58.6 g/t Au from 624m (GHD011) at the White Deer Reef Prospect.

Since acquiring the Mt Adrah Project, Wildcat has confirmed that alteration and mineralisation associated with the intrusive complex extends for more than 1km away from Hobbs Pipe and includes numerous reduced monzodiorite dykes within a gold, arsenic and antimony rich exoskarn.

During the period, the Company completed a comprehensive review of all previous exploration and undertook field reconnaissance to review the key target areas at Mt Adrah as part of the planning process for the next phase of exploration activities. The Company lodged and successfully received a six-year term extension for tenement EL7844, with all tenements kept in good standing. An audit of its community consultation process and access agreements was completed and a structural geology and geochemistry project planned for commencement at the Yaven Prospect in the March 2025 quarter.

**Corporate Activities****APPOINTMENT OF NON EXECUTIVE DIRECTOR**

Fiona Van Maanen's appointment to the Wildcat board on 31 May 2024 as a Non-Executive Director was ratified by shareholders at the Company's annual general meeting ("AGM") held on 20 November 2024.

**RE-ELECTION OF NON-EXECUTIVE CHAIRMAN**

The Company's Non-Executive Chairman Jeff Elliott was re-elected by shareholders at the Company's AGM where all resolutions were passed by shareholders at the meeting.

**APPOINTMENT OF PROJECT MANAGER**

The Company appointed James Dornan as General Manager of Project Development. Mr Dornan was instrumental in progressing the development studies for Azure Minerals' 60% share in the Andover Lithium Project prior to the company's sale for ~\$1.70 billion.

**TABBA TABBA ACCOMMODATION CAMP**

On 31 October 2024, the Company announced the acquisition of camp accommodation at Wildcat's Tabba Tabba Lithium Project from Topcamps (WA) Pty Ltd. Total consideration comprised \$1.5M cash in addition to the issue of 7,500,000 ordinary fully paid Wildcat shares. The issue of stock was ratified at the Company's AGM held on 20 November 2024.

**COMPETENT PERSON'S STATEMENT**

*The information in this report that relates to Exploration Results and Mineral Resources is based on, and fairly represents, information compiled by Samuel Ekins, a Competent Person who is a Member of the Australian Institute of Mining and Metallurgy (AusIMM). Mr. Ekins is a full-time employee of Wildcat Resources Limited. Mr. Ekins has sufficient experience that is relevant to the styles of mineralisation and types of deposits under consideration, and to the activity being undertaken to qualify as a Competent Person as defined in the 2012 Edition of the JORC Code. Mr. Ekins consents to the inclusion in the report of the matters based on his information in the form and context in which it appears.*

**ASX LISTING RULE INFORMATION**

*The company confirms that it is not aware of any new information or data that materially affects the information included in the original market announcements and, in the case of estimates of Mineral Resources, that all material assumptions and technical parameters underpinning the estimates in the original market announcements continue to apply and have not materially changed. The company confirms that the form and context in which the competent persons findings have not been materially modified from the original announcement.*

**FORWARD LOOKING STATEMENTS**

*This document may contain "forward-looking statements" and other forward-looking information based on the Group's expectations, estimates and projections as of the date on which the statements were made. This forward-looking information includes, among other things, statements with respect to the Group's business strategy, plan, development, objectives, performance, outlook, growth, cash flow, projections, targets and expectations, Mineral Resources and results of exploration. Generally, this forward-looking information can be identified by the use of forward-looking terminology such as 'outlook', 'anticipate', 'project', 'target', 'likely', 'believe', 'estimate', 'expect', 'intend', 'may', 'would', 'could', 'should', 'scheduled', 'will', 'plan', 'forecast', 'evolve' and similar expressions. Persons reading this document are cautioned that such statements are only predictions, and that the Group's actual future results or performance may be materially different. Forward-looking information is subject to known and unknown risks, uncertainties and other factors that may cause the Group's actual results, level of activity, performance or achievements to be materially different from those expressed or implied by such forward-looking information. Forward-looking information is developed based on assumptions about such risks, uncertainties and other factors, including but not limited to general business, economic, competitive, political and social uncertainties; the actual results of current exploration activities; conclusions of economic evaluations; changes in project parameters as plans continue to be refined; future commodity prices; possible variations of ore grade or recovery rates; failure of plant, equipment or processes to operate as anticipated; accident, labour disputes and other risks of the mining industry; and delays in obtaining governmental approvals or financing or in the completion of development or construction activities. This list is not exhaustive of the factors that may affect our forward-looking information. These and other factors should be considered carefully and readers should not place reliance on such forward-looking information. Recipients of this document must make their own investigations and inquiries regarding all assumptions, risks, uncertainties and contingencies which may affect the future operations of the Group and the Group's securities. The Group disclaims any intent or obligations to or revise any forward-looking statements whether as a result of new information, estimates, or options, future events or results or otherwise, unless required to do so by law.*

**CONVERTIBLE SECURITIES****Options**

At the date of this report, unissued shares of the Group under option are:

ASX	Number of Securities	Grant Date	Fair Value at Grant Date	Exercise Price	Number Vested & Exercisable	Expiry Date
AF	36,000,000	Various	\$0.014-\$0.370	Various	36,000,000	Various
AV	500,000	25-Aug-23	\$0.153	\$0.470	500,000	07-Sep-25
AY	250,000	05-Dec-23	\$0.298	\$0.950	250,000	12-Dec-25
AP	3,000,000	29-Nov-19	\$0.009	\$0.050	3,000,000	28-Dec-25
AQ	3,000,000	29-Nov-19	\$0.007	\$0.075	3,000,000	28-Dec-25
AR	3,750,000	29-Nov-19	\$0.006	\$0.100	3,750,000	28-Dec-25
AT	5,000,000	06-Sep-23	\$0.259	\$0.410	5,000,000	07-Sep-28
AZ	500,000	22-May-24	\$0.345	\$0.800	-	01-Jun-29
<b>52,000,000</b>					<b>51,500,000</b>	

**Performance Rights**

At the date of this report, unissued shares of the Group pursuant to performance rights issued to incentivise its Directors, employees and other vendors are:

ASX	Number of Securities	Grant Date	Fair Value at Grant Date	Number Vested & Exercisable	Expiry Date
AA	27,381,744	Various	\$0.238-\$0.745	900,000	Various
AX	25,000,000	06-Nov-23	\$0.915	25,000,000	07-Nov-27
<b>52,381,744</b>				<b>25,900,000</b>	

**FINANCIAL REVIEW**

	31-Dec-24	31-Dec-23
	\$	\$
Losses from ordinary activities after income tax	(6,418,105)	(6,244,947)
Loss per share for losses attributable to the ordinary equity holders of the company	(0.52)	(0.72)

The Company had cash and cash equivalents of \$63,629,813 on hand as at 31 December 2024 (30 June 2024: \$77,182,268).

**SUBSEQUENT EVENTS**

In January 2025 the Company made an agreement with Challen-7 to withdraw their applications for two tenements proximal to Tabba Tabba in exchange for \$200,000 worth of fully paid Wildcat Shares calculated at a 5-day VWAP at completion of the deal (820,109 shares at \$0.24387). Wildcat established new 100% owned applications E45/7050 and E45/7051 (25km<sup>2</sup>) over the top of the Challen-7 tenement area and lodged further applications for miscellaneous licenses. These are located only 2km to the east of Tabba Tabba and are useful for infrastructure, potentially improving future mining economics relative to the existing general-purpose license (GG45/359), which is located approximately 4.5km from Tabba Tabba.

In January 2025 the Company issued 6,000,000 ordinary shares to directors on conversion of options.

There were no other subsequent events that required adjustment to or disclosure in the interim financial report.

**AUDITORS' INDEPENDENCE DECLARATION**

A copy of the auditor's independence declaration as required under section 307C of the Corporations Act 2001 is set out on page 12.

This report is signed in accordance with a resolution of the Board of Directors.



Jeff Elliott  
Non-Executive Chairman  
Dated 12 March 2025

To the Board of Directors

## AUDITOR'S INDEPENDENCE DECLARATION UNDER SECTION 307C OF THE CORPORATIONS ACT 2001

As lead audit director for the review of the financial statements of Wildcat Resources Limited and the entities it controlled for the half year ended 31 December 2024, I declare that to the best of my knowledge and belief, there have been no contraventions of:

- the auditor independence requirements of the *Corporations Act 2001* in relation to the review; and
- any applicable code of professional conduct in relation to the review.

Yours Faithfully,



**HALL CHADWICK WA AUDIT PTY LTD**



**D M BELL FCA**  
**Director**

Dated this 12<sup>th</sup> day of March 2025  
Perth, Western Australia

## Condensed Consolidated Statement of Profit or Loss and Other Comprehensive Income

For the half-year ended 31 December 2024

	Notes	31-Dec-24 \$	31-Dec-23 \$
<b>Income</b>			
Other Income		42,208	-
<b>Total Income</b>		<b>42,208</b>	<b>-</b>
<b>Expenses</b>			
Corporate & administrative expenses		(805,292)	(631,770)
Employee benefits expense	5	(1,356,977)	(256,468)
Public relations & marketing expenses		(431,353)	(373,461)
Share based payments	5, 18	(5,166,305)	(5,359,840)
Impairment expense		(195,340)	(40,171)
Depreciation		(87,606)	(45,620)
<b>Total Expenses</b>		<b>(8,042,873)</b>	<b>(6,707,330)</b>
<b>Operating Loss</b>		<b>(8,000,665)</b>	<b>(6,707,330)</b>
Finance Income		1,671,461	468,549
Finance Costs		(88,901)	(6,166)
<b>Net Finance Income</b>	6	<b>1,582,560</b>	<b>462,383</b>
<b>Loss before income tax from continuing operations</b>		<b>(6,418,105)</b>	<b>(6,244,947)</b>
Income tax (expense)		-	-
<b>Loss for the half-year from continuing operations</b>		<b>(6,418,105)</b>	<b>(6,244,947)</b>
<b>Total comprehensive loss attributable to owners of the company</b>		<b>(6,418,105)</b>	<b>(6,244,947)</b>
<b>Loss per share</b>			
Basic and diluted loss for the year attributable to ordinary equity holders of the parent (cents)		(0.52)	(0.72)
<b>Loss per share for continuing operations</b>			
Basic and diluted loss for the year attributable to ordinary equity holders of the parent (cents)		(0.52)	(0.72)

The above condensed consolidated statement of profit or loss and other comprehensive income should be read in conjunction with the accompanying notes.



## Condensed Consolidated Statement of Financial Position

As at 31 December 2024

	Notes	31-Dec-24 \$	30-Jun-24 \$
<b>Assets</b>			
<b>Current Assets</b>			
Cash and cash equivalents	7	63,629,813	77,182,268
Trade and other receivables	8	374,113	1,735,615
<b>Total Current Assets</b>		<b>64,003,926</b>	<b>78,917,883</b>
<b>Non-Current Assets</b>			
Exploration and evaluation assets	9	187,689,859	178,873,440
Property, plant and equipment	10	4,618,123	743,226
Right-of-use assets	11	465,583	5,035,396
<b>Total Non-Current Assets</b>		<b>192,773,565</b>	<b>184,652,062</b>
<b>Total Assets</b>		<b>256,777,491</b>	<b>263,569,945</b>
<b>Liabilities</b>			
<b>Current Liabilities</b>			
Trade and other payables	12	2,881,064	6,491,411
Lease liability	11	107,482	2,367,841
<b>Total Current Liabilities</b>		<b>2,988,546</b>	<b>8,859,252</b>
<b>Non-Current Liabilities</b>			
Lease liability	11	403,973	2,152,435
<b>Total Non-Current Liabilities</b>		<b>403,973</b>	<b>2,152,435</b>
<b>Total Liabilities</b>		<b>3,392,519</b>	<b>11,011,687</b>
<b>Net Assets</b>		<b>253,384,972</b>	<b>252,558,258</b>
<b>Equity</b>			
Issued share capital	13	261,662,639	225,296,632
Share-based payments reserve	14	41,539,688	70,660,876
Accumulated losses	15	(49,817,355)	(43,399,250)
<b>Total Equity</b>		<b>253,384,972</b>	<b>252,558,258</b>

*The above condensed consolidated statement of financial position should be read in conjunction with the accompanying notes.*

# WILDCAT RESOURCES LIMITED

## Interim Financial Report 31 December 2024



### Condensed Consolidated Statement of Changes in Equity

For the half-year ended 31 December 2024

	Issued share capital \$	Share-based payments reserve \$	Accumulated losses \$	Total Equity \$
<b>Balance as at 1 July 2023</b>	<b>43,626,063</b>	<b>564,600</b>	<b>(34,460,388)</b>	<b>9,730,275</b>
Loss for the half-year			(6,244,947)	(6,244,947)
<b>Total comprehensive loss for the period</b>	<b>-</b>	<b>-</b>	<b>(6,244,947)</b>	<b>(6,244,947)</b>
<b>Transactions with owners in their capacity as owners</b>				
Shares issued during the period	107,000,000	-	-	107,000,000
Tabba Tabba consideration shares/options	78,664,205	63,367,084	-	142,031,289
Tenement acquisition consideration shares	75,000	-	-	75,000
Exercise of options	92,334	-	-	92,334
Share based payments	143,000	5,216,840	-	5,359,840
Costs of shares issued	(4,588,887)	(21,519)	-	(4,610,406)
<b>Balance as at 31 December 2023</b>	<b>225,011,715</b>	<b>69,127,005</b>	<b>(40,705,335)</b>	<b>253,433,385</b>
<b>Balance as at 1 July 2024</b>	<b>225,296,632</b>	<b>70,660,876</b>	<b>(43,399,250)</b>	<b>252,558,258</b>
Loss for the half-year	-	-	(6,418,105)	(6,418,105)
<b>Total comprehensive loss for the period</b>	<b>-</b>	<b>-</b>	<b>(6,418,105)</b>	<b>(6,418,105)</b>
<b>Transactions with owners in their capacity as owners</b>				
Camp consideration shares	2,025,000	-	-	2,025,000
Transfer from conversion of performance rights	34,202,033	(34,202,033)	-	-
Exercise of options	150,000	-	-	150,000
Share based payments	-	5,166,305	-	5,166,305
Costs of shares issued	(11,026)	(85,460)	-	(96,486)
<b>Balance as at 31 December 2024</b>	<b>261,662,639</b>	<b>41,539,688</b>	<b>(49,817,355)</b>	<b>253,384,972</b>

The above condensed consolidated statement of changes in equity should be read in conjunction with the accompanying notes.

## Condensed Consolidated Statement of Cash Flows

For the half-year ended 31 December 2024

	31-Dec-24 \$	31-Dec-23 \$
<b>Cash flows from operating activities</b>		
Payments to suppliers and employees	(2,355,337)	(3,318,390)
Interest received	1,694,296	468,549
Interest paid	(111,809)	(6,166)
<b>Net cash outflow from operating activities</b>	<b>(772,850)</b>	<b>(2,856,007)</b>
<b>Cash flows from investing activities</b>		
Tenement acquisitions	-	(25,000)
Payments for exploration and evaluation	(10,806,614)	(8,572,488)
Purchase of plant and equipment	(1,537,867)	(424,299)
<b>Net cash outflow from investing activities</b>	<b>(12,344,481)</b>	<b>(9,021,787)</b>
<b>Cash flows from financing activities</b>		
Proceeds from issue of ordinary shares	-	101,760,016
Proceeds from the exercise of options	375,000	92,334
Principal payments of Lease Liability	(782,635)	(21,418)
Share issue costs	(27,489)	(4,610,411)
<b>Net cash inflow/(outflow) from financing activities</b>	<b>(435,124)</b>	<b>97,220,521</b>
<b>Net increase / (decrease) in cash and cash equivalents</b>	<b>(13,552,455)</b>	<b>85,342,727</b>
Cash and cash equivalents at the beginning of the financial period	77,182,268	8,818,981
<b>Cash and cash equivalents at the end of the financial period</b>	<b>63,629,813</b>	<b>94,161,708</b>

The above condensed consolidated statement of cash flows should be read in conjunction with the accompanying notes.

## Notes to the Condensed Consolidated Financial Statements

### 1. CORPORATE INFORMATION

Wildcat Resources Limited (the “Company” or “Wildcat”) is a for-profit company limited by shares, incorporated and domiciled in Australia whose shares are publicly listed on the ASX (ASX Code: WC8). The Group’s principal activity is that of mineral exploration and evaluation of new and existing projects in Australia.

### 2. BASIS OF PREPARATION AND MATERIAL ACCOUNTING POLICIES

#### Statement of Compliance

These general-purpose financial statements for the interim half-year reporting period ended 31 December 2024 have been prepared in accordance with Australian Accounting Standard AASB 134 ‘Interim Financial Reporting’ and the Corporations Act 2001, as appropriate for for-profit oriented entities. Compliance with AASB 134 ensures compliance with International Financial Reporting Standard IAS 34 ‘Interim Financial Reporting’.

The interim report does not include notes of the type normally included in an annual financial report and should be read in conjunction with the annual financial report for the year ended 30 June 2024 and any public announcements made by the Group during the half-year reporting period in accordance with the continuous disclosure requirements of the Corporations Act 2001.

The principal accounting policies adopted are consistent with those of the previous financial year and corresponding interim reporting period, unless otherwise stated.

#### Basis of Preparation

The condensed consolidated interim financial statements have been prepared on the basis of historical cost, except for the revaluation of certain financial assets and liabilities. All amounts are presented in Australian dollars, unless otherwise noted.

The accounting policies and methods of computation adopted in the preparation of the interim financial report for the half-year ended 31 December 2024 are consistent with those adopted and disclosed in the Group’s 2024 annual financial report for the financial year ended 30 June 2024.

The interim financial report of the Company and its controlled entities (the “Group”) for the half-year ended 31 December 2024 was authorised for release in accordance with a resolution of the Directors dated 12 March 2025.

#### *New and amended Accounting Standards and Interpretations adopted*

The consolidated entity has adopted all of the new or amended Accounting Standards and Interpretations issued by the Australian Accounting Standards Board (‘AASB’) that are mandatory for the current reporting period. The Directors have determined there is no material impact from the adoption of these new or amended standards.

Any new or amended Accounting Standards or Interpretations that are not yet mandatory have not been early adopted.

### 3. CRITICAL ACCOUNTING ESTIMATES AND JUDGEMENTS

In preparing these interim condensed consolidated financial statements, significant estimates and judgements made by management in applying the Company’s accounting policies and key sources of estimation uncertainty were the same as those that were applied to the consolidated financial statements as at and for the year ended 30 June 2024.

#### 4. OPERATING SEGMENTS

##### *Identification of reportable operating segments*

The company currently reports in two operating segments (2024: two), being exploration and evaluation operations related to lithium and gold commodities. These operating segments are based on the internal reports that are reviewed and used by the Board of Directors, who are identified as the Chief Operating Decision Makers ('CODM') in assessing performance and in determining the allocation of resources.

The board reviews financial information on the same basis as presented in the financial statements and has therefore determined the operating segments on this basis.

##### **Consolidated - 31 December 2024**

##### *Allocated against exploration assets*

Impairment expense

Subtotal

##### *Unallocated*

Other income

Corporate & administrative expenses

Employee benefits expense

Public relations & marketing expenses

Share based payments

Depreciation

Net finance income

**Loss before income tax expense from continuing operations**

Income tax expense

**Loss after income tax expense from continuing operations**

##### **Assets**

Exploration assets

Other Segment assets

**Total segment assets**

Other exploration assets

##### *Unallocated assets:*

Cash and cash equivalents

Trade and other receivables

Property, plant and equipment

Right-of-use assets

**Total Assets**

##### **Liabilities**

Segment liabilities

**Total segment liabilities**

##### *Unallocated liabilities:*

Trade and other payables

Lease liabilities

**Total Liabilities**

	Lithium \$	Gold \$	Total \$
	-	-	(195,340)
	-	-	(195,340)
	-	-	42,208
	-	-	(805,292)
	-	-	(1,356,977)
	-	-	(431,353)
	-	-	(5,166,305)
	-	-	(87,606)
	-	-	1,582,560
	-	-	(6,418,105)
	-	-	-
	-	-	(6,418,105)
	182,169,140	5,321,936	187,491,076
	4,500,385	-	4,500,385
	<b>186,669,525</b>	<b>5,321,936</b>	<b>191,991,461</b>
	-	-	198,783
	-	-	63,629,813
	-	-	374,113
	-	-	117,738
	-	-	465,583
	-	-	256,777,491
	1,031,715	-	1,031,715
	<b>1,031,715</b>	-	<b>1,031,715</b>
	-	-	1,849,349
	-	-	511,455
	-	-	3,392,519



**Consolidated - 31 December 2023**

*Allocated against other exploration assets*

Impairment expense

Subtotal

*Unallocated*

Other Income

Employee benefits expense

Corporate & administrative expenses

Public relations & marketing expenses

Share based payments

Depreciation

Net finance income

**Loss before income tax expense from continuing operations**

Income tax expense

**Loss after income tax expense from continuing operations**

**Consolidated - 30 June 2024**

**Assets**

Exploration assets

Other Segment assets

**Total segment assets**

Other Exploration Assets

*Unallocated assets:*

Cash and cash equivalents

Trade and other receivables

Property, plant and equipment

Right-of-use assets

**Total Assets**

**Liabilities**

Segment liabilities

**Total segment liabilities**

*Unallocated liabilities:*

Trade and other payables

Lease liabilities

**Total Liabilities**

	Lithium \$	Gold \$	Total \$
Impairment expense	-	-	(40,171)
Subtotal	-	-	(40,171)
Other Income	-	-	-
Employee benefits expense	-	-	(631,770)
Corporate & administrative expenses	-	-	(256,468)
Public relations & marketing expenses	-	-	(373,461)
Share based payments	-	-	(5,359,840)
Depreciation	-	-	(45,620)
Net finance income	-	-	462,383
<b>Loss before income tax expense from continuing operations</b>	-	-	<b>(6,244,947)</b>
Income tax expense	-	-	-
<b>Loss after income tax expense from continuing operations</b>	-	-	<b>(6,244,947)</b>
<b>Consolidated - 30 June 2024</b>			
<b>Assets</b>			
Exploration assets	173,305,920	5,282,124	178,588,044
Other Segment assets	5,118,048	-	5,118,048
<b>Total segment assets</b>	<b>178,423,968</b>	<b>5,282,124</b>	<b>183,706,092</b>
Other Exploration Assets	-	-	285,396
<i>Unallocated assets:</i>			
Cash and cash equivalents	-	-	77,182,268
Trade and other receivables	-	-	1,735,615
Property, plant and equipment	-	-	135,555
Right-of-use assets	-	-	525,019
<b>Total Assets</b>	-	-	<b>263,569,945</b>
<b>Liabilities</b>			
Segment liabilities	8,163,984	-	8,163,984
<b>Total segment liabilities</b>	<b>8,163,984</b>	-	<b>8,163,984</b>
<i>Unallocated liabilities:</i>			
Trade and other payables	-	-	2,288,157
Lease liabilities	-	-	559,546
<b>Total Liabilities</b>	-	-	<b>11,011,687</b>

**5. EXPENSES**

*Employee benefits expense*

Corporate salary, wages and bonuses

Superannuation expense

Payroll Taxes

Other Employee costs

**Total Employee benefits expense**

*Share based payments*

Performance Rights & Options - Directors & Key Management Personnel

Shares - Managing Director

Other vendors

**Total Share based payments**

	31-Dec-24 \$	31-Dec-23 \$
Corporate salary, wages and bonuses	1,096,685	144,548
Superannuation expense	86,187	73,105
Payroll Taxes	141,495	-
Other Employee costs	32,610	38,815
<b>Total Employee benefits expense</b>	<b>1,356,977</b>	<b>256,468</b>
Performance Rights & Options - Directors & Key Management Personnel	5,166,305	5,226,130
Shares - Managing Director	-	143,000
Other vendors	-	(9,290)
<b>Total Share based payments</b>	<b>5,166,305</b>	<b>5,359,840</b>



## 6. NET FINANCE INCOME

*Finance Income*

Interest income on term deposits held

*Finance Costs*

Interest expense on lease liabilities

Net foreign exchange gain/(loss)

**Net Finance income**

31-Dec-24	31-Dec-23
\$	\$
1,671,461	468,549
(87,698)	(3,834)
(1,203)	(2,332)
<b>1,582,560</b>	<b>462,383</b>

## 7. CASH AND CASH EQUIVALENTS

Cash at bank

Cash on deposit

**Total cash and cash equivalents**

31-Dec-24	30-Jun-24
\$	\$
18,619,813	22,172,268
45,010,000	55,010,000
<b>63,629,813</b>	<b>77,182,268</b>

## 8. TRADE AND OTHER RECEIVABLES

Government taxes receivable/(payable)

Other receivables

Trade receivables

**Total trade and other receivables**

31-Dec-24	30-Jun-24
\$	\$
(394,053)	976,743
761,344	752,051
6,822	6,821
<b>374,113</b>	<b>1,735,615</b>

## 9. EXPLORATION AND EVALUATION ASSETS

*Exploration and evaluation costs carried forward in respect of mining areas of interest*

Opening net book amount

Capitalised exploration and evaluation costs

Asset Acquisition - Tabba Tabba

Exploration costs written off during the period

**Total exploration and evaluation asset**

Note	31-Dec-24	30-Jun-24
	\$	\$
	178,873,440	5,953,964
	9,011,759	30,463,114
	-	142,498,064
	(195,340)	(41,702)
	<b>187,689,859</b>	<b>178,873,440</b>

*Reconciliation by Area of interest*

Tabba Tabba

Bolt Cutter

Mt Adrah

Other

**Total exploration and evaluation asset**

30-Jun-24	Acquisition costs	Additions	Disposals	Impairment	31-Dec-24
\$	\$	\$	\$	\$	\$
171,953,817	-	7,288,511	-	-	179,242,328
1,352,103	-	1,589,425	-	(14,716)	2,926,812
5,260,894	-	39,812	-	-	5,300,706
306,626	-	94,011	-	(180,624)	220,013
<b>178,873,440</b>	<b>-</b>	<b>9,011,759</b>	<b>-</b>	<b>(195,340)</b>	<b>187,689,859</b>

## 10. PROPERTY, PLANT AND EQUIPMENT

Consolidated	Computer Equipment \$	Motor Vehicle \$	Office Equipment \$	Office Improvement \$	Buildings \$	Exploration Equipment \$	Total \$
Balance at 1 July 2023	12,565	12,960	12,049	-	-	92,277	129,851
Additions	74,834	21,689	87,054	64,000	-	527,781	775,358
Disposals	-	(6,912)	(12,457)	-	-	(303)	(19,672)
Depreciation <sup>1</sup>	(16,910)	(6,285)	(17,502)	(11,832)	-	(89,782)	(142,311)
<b>Balance at 30 June 2024</b>	<b>70,489</b>	<b>21,452</b>	<b>69,144</b>	<b>52,168</b>	<b>-</b>	<b>529,973</b>	<b>743,226</b>
Cost	87,410	21,689	79,327	64,000	-	622,263	874,689
Accumulated Depreciation	(16,921)	(237)	(10,183)	(11,832)	-	(92,290)	(131,463)
<b>Net</b>	<b>70,489</b>	<b>21,452</b>	<b>69,144</b>	<b>52,168</b>	<b>-</b>	<b>529,973</b>	<b>743,226</b>
Balance at 1 July 2024	70,489	21,452	69,144	52,168	-	529,973	743,226
Additions	5,530	-	4,823	-	3,575,497	487,599	4,073,449
Disposals	-	-	-	-	-	-	-
Depreciation <sup>1</sup>	(15,178)	(1,367)	(13,755)	(10,754)	(86,411)	(71,087)	(198,552)
<b>Balance at 31 December 2024</b>	<b>60,841</b>	<b>20,085</b>	<b>60,212</b>	<b>41,414</b>	<b>3,489,086</b>	<b>946,485</b>	<b>4,618,123</b>
Cost	92,940	21,689	84,150	64,000	3,575,497	1,025,832	4,864,108
Accumulated Depreciation	(32,099)	(1,604)	(23,938)	(22,586)	(86,411)	(79,347)	(245,985)
<b>Net</b>	<b>60,841</b>	<b>20,085</b>	<b>60,212</b>	<b>41,414</b>	<b>3,489,086</b>	<b>946,485</b>	<b>4,618,123</b>

<sup>1</sup>Depreciation of \$170,382 (30 June 2024: \$108,993) related to exploration plant & equipment has been capitalised to exploration and evaluations assets. Depreciation of \$28,170 (30 June 2024: \$33,318) has been expensed to profit or loss.

## TABBA TABBA CAMP ACCOMODATION

On 31 October 2024, the Company announced the acquisition of camp accommodation and various equipment at Wildcat's Tabba Tabba Project.

Total Consideration for the purchase was as follows:

	Note	\$
Cash consideration		1,500,000
7,500,000 Consideration Shares issued to Topdrill (WA) Pty Ltd <sup>1</sup>	13	2,025,000
Other acquisition costs		172,653
<b>Total purchase consideration reflected as property, plant &amp; equipment</b>		<b>3,697,653</b>

<sup>1</sup>Consideration shares valued at \$0.27 per share using a 5 Day VWAP up to (and including) 1 October 2024, being the date control of camp assets transferred to the Company. As a result, the company derecognised Right-of-use assets and Lease liabilities associated with camp. Refer further to Note 11.

## 11. RIGHT-OF-USE ASSETS AND LEASE LIABILITIES

During the half-year period the Group leased its corporate office as well as camp facilities. The leases typically run for a period of 1-3 years with an option to renew the lease after that date. The Group assesses (at the lease commencement date) whether it is reasonably certain to exercise an extension option and this is factored into the lease liability recognised. The Group also leases various exploration equipment. These leases are short-term typically run on weekly/monthly hire periods. The Group has elected not to recognise right-of use assets and lease liabilities for these leases.

On 31 October 2024, the Company announced the acquisition of camp accommodation and various equipment at Wildcat's Tabba Tabba Project leading to the derecognition of associated right of use assets and lease liabilities.

	31-Dec-24 \$	30-Jun-24 \$
<b>Right-of-use assets</b>		
Opening balance	5,035,396	16,600
Additions - Office Building - Right-of-use	-	594,361
Less: Accumulated depreciation - Office Building - Right-of-use	(59,436)	(69,342)
Additions - Camp Facilities - Right-of-use	-	5,276,765
Less: Accumulated depreciation - Camp Facilities - Right-of-use	(659,596)	(782,988)
Derecognised - Camp Facilities - Right-of Use	(3,850,781)	-
<b>Total right of use assets</b>	<b>465,583</b>	<b>5,035,396</b>
<b>Lease Liabilities</b>		
Opening balance	4,520,276	18,161
Additions - Office Building - Right-of-use	-	594,361
Additions - Camp Facilities- Right-of-use	-	4,603,103
Less: Lease repayments	(687,714)	(812,927)
Add: Interest	87,698	117,578
Derecognised - Camp Facilities - Right-of Use	(3,408,805)	-
<b>Total lease liabilities</b>	<b>511,455</b>	<b>4,520,276</b>
<b>Classification</b>		
Lease liability - Current	107,482	2,367,841
Lease liability - Non-current	403,973	2,152,435
<b>Total lease liabilities</b>	<b>511,455</b>	<b>4,520,276</b>

## 12. TRADE AND OTHER PAYABLES

	31-Dec-24 \$	30-Jun-24 \$
Trade payables	1,348,300	4,360,181
Other payables and accruals	1,532,764	2,131,230
<b>Total Trade and other payables</b>	<b>2,881,064</b>	<b>6,491,411</b>

## 13. ISSUED SHARE CAPITAL

Ordinary shares fully paid

31-Dec-24		30-Jun-24	
No. Shares	\$	No. Shares	\$
1,332,284,503	261,662,639	1,206,564,298	225,296,632

*Movements in ordinary share capital*

	Note	Date	No. Shares	Issue price \$	Total \$
<b>Opening balance</b>		<b>01-Jul-23</b>	<b>665,514,327</b>		<b>43,626,063</b>
Consideration Shares - GAM		12-Oct-23	186,660,512	0.400	74,664,205
Success Fee Shares - Harvis		12-Oct-23	10,000,000	0.400	4,000,000
Placement to professional and sophisticated investors - Part 1		12-Oct-23	178,571,429	0.035	6,250,000
Placement via Director Participation - Part 2		17-Nov-23	21,428,571	0.035	750,000
Placement to professional and sophisticated investors		17-Nov-23	131,578,948	0.760	100,000,000
Consideration Shares - Tenement acquisition		17-Nov-23	294,118	0.255	75,000
Grant of Shares - Managing Director		22-Dec-23	200,000	0.715	143,000
Conversion of \$0.050 Options		Various	2,000,000	0.050	100,000
Conversion of \$0.066 Options		Various	1,090,218	0.066	71,954
Conversion of \$0.075 Options		08-Mar-24	1,500,000	0.075	112,500
Conversion of Options via Cashless exercise		08-Mar-24	7,726,175	-	-
Conversion of options reserve					132,863
Less: share issue costs					(4,628,953)
<b>Closing balance</b>		<b>30-Jun-24</b>	<b>1,206,564,298</b>		<b>225,296,632</b>
<b>Opening balance</b>		<b>01-Jul-24</b>	<b>1,206,564,298</b>		<b>225,296,632</b>
Conversion of Performance Rights		Various	97,220,205	0.3518 <sup>1</sup>	34,202,033
Consideration Shares - Camp Accommodation purchase	10	31-Oct-24	7,500,000	0.2700	2,025,000
Conversion of \$0.050 Options		23-Dec-24	3,000,000	0.0500	150,000
Issue of Loan Shares		23-Dec-24	18,000,000	-	-
Conversion of options reserve					85,460
Less: share issue costs					(96,486)
<b>Closing balance</b>		<b>31-Dec-24</b>	<b>1,332,284,503</b>		<b>261,662,639</b>

<sup>1</sup> Weighted average Fair value - individual fair values at grant date range from \$0.02-0.915 per security.

## 14. RESERVES

*Share-based payments reserve*

Opening balance

Movement during the year

Closing balance

31-Dec-24	30-Jun-24
\$	\$
70,660,876	564,600
(29,121,188)	70,096,276
<b>41,539,688</b>	<b>70,660,876</b>

## 15. ACCUMULATED LOSSES

Opening balance

Net loss for the half-year

Closing balance

31-Dec-24	30-Jun-24
\$	\$
(43,399,250)	(34,460,388)
(6,418,105)	(8,938,862)
<b>(49,817,355)</b>	<b>(43,399,250)</b>

## 16. COMMITMENTS AND CONTINGENCIES

**COMMITMENTS**

The Company is required to meet minimum committed expenditure requirements to maintain current rights of tenure to exploration licenses. These obligations may be subject to re-negotiation, may be farmed-out or may be relinquished and have not been provided for in the statement of financial position. In addition the company has also committed to various scopes of work which as at reporting date have yet to be incurred. A summary of aggregate commitments is as follows:

Exploration commitments - Within one year

Work order commitments - Within one year

Exploration commitments - Later than one year but not later than five years

Exploration commitments - More than five years

**Total Commitments**

31-Dec-24	30-Jun-24
\$	\$
1,323,438	1,577,895
804,083	1,389,408
3,532,702	1,120,074
2,954,206	487,302
<b>8,614,429</b>	<b>4,574,679</b>

**CONTINGENCIES**

the Tabba Tabba acquisition, the Company will:

- i. Grant to GAM a 0.75% gross revenue royalty with respect to the sale of lithium products extracted from the Tabba Tabba Project;
- ii. Grant to GAM a 1% gross revenue royalty with respect to the sale of tantalum products extracted from the Tabba Tabba Project ("Tantalum Royalty"); and
- iii. Assume GAM's obligations under an existing 1% net smelter royalty with respect to the sale of tantalum products extracted from the Tabba Tabba Project granted in favour of RCF Management LLC ("RCF" and "RCF Royalty"), (together, the "Royalties").

In addition, the company is required to pay certain vendors a 2% net smelter royalty of all net smelter returns received by Wildcat from commercial production on the Mount Adrah Tenements.

Other than the above, there are no other commitments or contingent liabilities that exist at the date of this report.

## 17. RELATED PARTIES

Refer to Note 18 for details regarding the issue of securities to Directors. There were no other material changes to related party transactions from that disclosed at 30 June 2024.

## 18. SHARE-BASED PAYMENTS

The terms, conditions and key assumptions used in valuing share-based payment arrangements granted over ordinary shares affecting remuneration of directors, other key management personnel and employees in this financial year or future reporting years are as follows:

### LOAN SHARES

On 19 December 2024, the company granted 18,000,000 loan shares to Directors & Executives under the terms of the Employee Securities Incentive Plan approved by shareholders, re-adopted at the AGM on 29 November 2024. The loan shares vested immediately on issue 23 December 2024. Refer further to Note 13 for the company's Loan shares policy.

*The valuation of each grant of loan shares was derived using a Black-Scholes valuation model, with the following underlying inputs and assumptions:*

	Director	Executive	Total
Grant date	19-Dec-24	19-Dec-24	
Issue date	23-Dec-24	23-Dec-24	
Vesting date	19-Dec-24	19-Dec-24	
Expiry date	23-Dec-31	23-Dec-31	
No. securities	10,000,000	8,000,000	18,000,000
Security entitlement	One share	One share	
Listed/unlisted	Unlisted	Unlisted	
Underlying security spot price	\$0.205	\$0.205	
Strike / exercise price	\$0.215	\$0.215	
Expected volatility	105.00%	105.00%	
Risk free rate	4.23%	4.23%	
Dividend Yield	Nil	Nil	
Value of Security	\$0.175	\$0.175	
<b>Total Value (\$)</b>	<b>1,750,000</b>	<b>1,400,000</b>	<b>3,150,000</b>
<b>Expense recognised during HY25 (\$)</b>	<b>1,750,000</b>	<b>1,400,000</b>	<b>3,150,000</b>

### LTI PERFORMANCE RIGHTS

On 27 September 2024 the company granted 4,098,400 unlisted performance rights (Rights 1) to employees under the terms of the Employee Securities Incentive Plan approved by shareholders, re-adopted 30 November 2022 at the AGM. On 29 November 2024 the company granted 3,105,520 unlisted performance rights (Rights 2) to directors under the terms of the Employee Securities Incentive Plan approved by shareholders, re-adopted 29 November 2024 at the AGM.

The performance rights were issued with the below vesting conditions:

- Continuous employment until 30 June 2027
- Performance against peer group for relative Total Shareholder Return (TSR) from 1 July 2024 to 30 June 2027.

The LTI scheme involves an annual grant of Performance Rights which vest after three (3) years based on the measurement of the performance of the underlying Wildcat share price. Performance rights granted in lieu of the Financial Year ending 30 June 2025 will be measured against a single performance hurdle, being relative Total Shareholder Return (TSR). TSR is calculated as the change in underlying share price of the company plus any dividends paid or capital returned. It is expressed as a % change from the 5-day VWAP of each company's share price ending 30 June 2024.



The LTI performance rights were issued using a hybrid employee share option model incorporating a Monte Carlo simulation with the following underlying inputs and assumptions:

	Rights 1	Rights 2	Total
Grant date	27-Sep-24	29-Nov-24	
Issue date	10-Oct-24	2-Dec-24	
Vesting date	30-Jun-27	30-Jun-27	
Expiry date	30-Jun-29	30-Jun-29	
No. securities	4,098,400	3,105,520 <sup>1</sup>	7,203,920
Security entitlement	one share	one share	
Listed/unlisted	Unlisted	Unlisted	
Underlying security spot price	\$0.270	\$0.240	
Strike / exercise price	\$Nil	\$Nil	
Expected volatility	110.00%	105.00%	
Risk free rate	3.52%	3.91%	
Dividend Yield	Nil	Nil	
Probability	100%	100%	
Value of Security	\$0.238	\$0.198	
<b>Total Value (\$)</b>	<b>975,419</b>	<b>614,893</b>	<b>1,590,312</b>
<b>Expense recognised during HY25 (\$)</b>	<b>159,784</b>	<b>103,325</b>	<b>263,109</b>

<sup>1</sup>103,080 performance rights were forfeited on employee resignation, resulting in \$Nil recognised in profit and loss related to issued rights for the period.

#### RECONCILIATION OF SHARE BASED PAYMENTS

Description	Grant date	31-Dec-24	31-Dec-23
		\$	\$
Credit for transfer of option premium	N/A	-	9,290
Vesting of Options - Director	16-Dec-21	-	25,101
Vesting of Options - Executive	12-Apr-22	-	19,637
Vesting of Performance Rights - Directors	14-Jul-23	-	2,946,530
Vesting of Performance Rights - Executive	18-Aug-23	-	1,792,434
Grant of Shares - Managing Director	21-Dec-23	-	143,000
Vesting of Options - Employees	25-Aug-23	12,964	29,059
Vesting of Options - Managing Director	7-Sep-23	243,465	409,304
Vesting of Options - Employees	5-Dec-23	33,534	4,065
Vesting of Performance Rights - Executive	25-Oct-23	490,426	-
Vesting of Performance Rights - Managing Director	21-Dec-23	577,752	-
Vesting of Options - Directors	22-May-24	65,039	-
Vesting of Performance Rights - Employees	28-May-24	278,271	-
Vesting of Performance Rights - Executive	20-Aug-24	51,745	-
Vesting of LTI Performance Rights - Employees	27-Sep-24	159,784	-
Vesting of LTI Performance Rights - Directors	29-Nov-24	103,325	-
Grant of Loan Shares - Director	19-Dec-24	1,750,000	-
Grant of Loan Shares - Executive	19-Dec-24	1,400,000	-
<b>Expense recognised for the period (\$)</b>		<b>5,166,305</b>	<b>5,359,840</b>

**CONVERTIBLE SECURITIES**

The Share-based payments reserve is made up of convertible securities, namely options and performance rights, granted at the discretion of the Board to align the interest of executives, employees, consultants and other vendors with those of shareholders. A summary of convertible securities as at 31 December 2024 are as follows:

**Options**

As at 31 December 2024, unissued shares of the Group under option are:

ASX	Number of Securities	Grant Date	Fair Value at Grant Date	Exercise Price	Number Vested & Exercisable	Expiry Date
AF	42,000,000	Various	\$0.014-\$0.370	Various	42,000,000	Various
AT	500,000	25-Aug-23	\$0.153	\$0.470	500,000	07-Sep-25
AU	250,000	05-Dec-23	\$0.298	\$0.950	250,000	12-Dec-25
AV	3,000,000	29-Nov-19	\$0.009	\$0.050	3,000,000	28-Dec-25
AY	3,000,000	29-Nov-19	\$0.007	\$0.075	3,000,000	28-Dec-25
AP	4,500,000	29-Nov-19	\$0.006	\$0.100	4,500,000	28-Dec-25
AQ	5,000,000	06-Sep-23	\$0.259	\$0.410	5,000,000	07-Sep-28
AR	500,000	22-May-24	\$0.345	\$0.800	-	01-Jun-29
<b>58,750,000</b>					<b>58,250,000</b>	

**Performance Rights**

As at 31 December 2024, unissued shares of the Group pursuant to performance rights issued to incentivise its Directors, employees and other vendors are:

ASX	Number of Securities	Grant Date	Fair Value at Grant Date	Number Vested & Exercisable	Expiry Date
AA	27,381,744	Various	\$0.238-\$0.745	-	Various
AX	25,000,000	06-Nov-23	\$0.915	25,000,000	07-Nov-27
<b>52,381,744</b>				<b>25,000,000</b>	

**19. SUBSEQUENT EVENTS**

In January 2025 the Company made an agreement with Challen-7 to withdraw their applications for two tenements proximal to Tabba Tabba in exchange for \$200,000 worth of fully paid Wildcat Shares calculated at a 5-day VWAP at completion of the deal (820,109 shares at \$0.24387). Wildcat established new 100% owned applications E45/7050 and E45/7051 (25km<sup>2</sup>) over the top of the Challen-7 tenement area and lodged further applications for miscellaneous licenses. These are located only 2km to the east of Tabba Tabba and are useful for infrastructure, potentially improving future mining economics relative to the existing general-purpose license (GG45/359), which is located approximately 4.5km from Tabba Tabba.

In January 2025 the Company issued 6,000,000 ordinary shares to directors on conversion of options.

There were no other subsequent events that required adjustment to or disclosure in the interim financial report.



## Directors' Declaration

The Directors of the Company declare that:

1. the interim financial statements and notes, are in accordance with the *Corporations Act 2001* and:
  - a) comply with Australian Accounting Standard AASB134 Interim financial reporting and the Corporations Regulations 2001; and
  - b) give a true and fair view of the Consolidated entity's financial position as at 31 December 2024 and its performance for the half-year ended on that date; and

in the Directors' opinion there are reasonable grounds to believe that the Company will be able to pay its debts as and when they become due and payable.

This declaration is made in accordance with a resolution of the Board of Directors, pursuant to s 303(5) of the Corporations Act.

Jeff Elliott  
Executive Chairman  
Dated 12 March 2025

## INDEPENDENT AUDITOR'S REVIEW REPORT TO THE MEMBERS OF WILDCAT RESOURCES LIMITED

### Conclusion

We have reviewed the accompanying half-year financial report of Wildcat Resources Limited ("the Company") and Controlled Entities ("the Consolidated Entity") which comprises the condensed consolidated statement of financial position as at 31 December 2024, the condensed consolidated statement of profit or loss and other comprehensive income, condensed consolidated statement of changes in equity and condensed consolidated statement of cash flows for the half-year ended on that date, a summary of material accounting policies and other selected explanatory notes, and the directors' declaration.

Based on our review, which is not an audit, we have not become aware of any matter that makes us believe that the half-year financial report of Wildcat Resources Limited and Controlled Entities does not comply with the *Corporations Act 2001* including:

- Giving a true and fair view of the Consolidated Entity's financial position as at 31 December 2024 and of its performance for the half-year ended on that date; and
- Complying with Accounting Standard AASB 134: *Interim Financial Reporting* and *Corporations Regulations 2001*.

### Basis for Conclusion

We conducted our review in accordance with ASRE 2410 *Review of a Financial Report Performed by the Independent Auditor of the Entity*. Our responsibilities are further described in the *Auditor's Responsibilities for the Review of the Financial Report* section of our report. We are independent of the Company in accordance with the auditor independence requirements of the *Corporations Act 2001* and the ethical requirements of the Accounting Professional and Ethical Standards Board's APES 110 *Code of Ethics for Professional Accountants* that are relevant to our audit of the annual financial report in Australia. We have also fulfilled our other ethical responsibilities in accordance with the Code.

We confirm that the independence declaration required by the *Corporations Act 2001* which has been given to the directors of the Company, would be in the same terms if given to the directors as at the time of this auditor's review report.

### Responsibility of the Directors for the Financial Report

The directors of the Company are responsible for the preparation of the half-year financial report that gives a true and fair view in accordance with Australian Accounting Standards and the *Corporations Act 2001* and for such control as the directors determine is necessary to enable the preparation of the half-year financial report that gives a true and fair view and is free from material misstatement, whether due to fraud or error.

### Auditor's Responsibility for the Review of the Financial Report

Our responsibility is to express a conclusion on the half-year financial report based on our review. ASRE 2410 requires us to conclude whether we have become aware of any matter that makes us believe that the half-year financial report is not in accordance with the *Corporations Act 2001* including giving a true and fair view of the Consolidated Entity's financial position as at 31 December 2024 and its performance for the half-year ended on that date, and complying with Accounting Standard AASB 134 *Interim Financial Reporting* and the *Corporations Regulations 2001*.

A review of a half-year financial report consists of making enquiries, primarily of persons responsible for financial and accounting matters, and applying analytical and other review procedures. A review is substantially less in scope than an audit conducted in accordance with Australian Auditing Standards and consequently does not enable us to obtain assurance that we would become aware of all significant matters that might be identified in an audit. Accordingly, we do not express an audit opinion.



**HALL CHADWICK WA AUDIT PTY LTD**



**D M BELL FCA**  
**Director**

Dated this 12<sup>th</sup> day of March 2025  
Perth, Western Australia