



**AVA RISK GROUP LIMITED
AND ITS CONTROLLED ENTITIES**

Appendix 4D AND
INTERIM CONSOLIDATED FINANCIAL REPORT
FOR THE HALF-YEAR ENDED 31 DECEMBER 2024
Lodged with the ASX under Listing Rule 4.2.A.3

ABN: 67 064 089 318
ASX CODE: AVA

Registered Office:
10, Hartnett Close, Mulgrave VIC 3170 Australia
www.theavagroup.com



For personal use only

AVA RISK GROUP LIMITED

ABN: 67 064 089 318

Table of Contents

ASX APPENDIX 4D

Results for announcement to the market	1
Other information	1

DIRECTORS' REPORT

Directors' Report	3
Auditor's Independence Declaration	6

INTERIM CONSOLIDATED FINANCIAL REPORT

Interim Consolidated Statement of Profit or Loss and Other Comprehensive Income	7
Interim Consolidated Statement of Financial Position	8
Interim Consolidated Statement of Changes in Equity	9
Interim Consolidated Statement of Cash Flows	10
Notes to the Interim consolidated half-year report	11

Directors' Declaration	20
Independent auditor's review report	21

For personal use only

AVA Risk Group Limited

ABN: 67 064 089 318

Details of the reporting period and the previous corresponding period

Reporting period	Half Year Ended	31 December 2024
Previous Corresponding Periods	Half Year Ended	31 December 2023
	Year Ended	30 June 2024

Results for announcement to the market

	Change	% movement	Amount of change \$000	2024 31 December \$000	2023 31 December \$000
Consolidated revenue from operations	up	20%	2,872	17,031	14,159
Profit after tax attributable to shareholders	up	99%	2,309	(23)	(2,332)
EBITDA*	up	254%	2,597	1,576	(1,021)

* Earnings from continuing operations before interest, tax, depreciation and amortisation (unaudited).

Dividends and Distributions**Current reporting period****Amount per share**

\$
nil**Previous corresponding period****Amount per share**

\$

Special dividend 0.0017

Record date 6 November 2023

Details of dividends/distribution reinvestment plan

The Company does not have a dividend reinvestment plan.

Net tangible assets per security

	2024 31 December cents	2024 30 June cents
<u>Net tangible asset backing per ordinary security</u>	<u>5.05c</u>	<u>4.94c</u>

Details of associates and joint venture entities

The Company did not have any associated entities or joint ventures during the period.

Other significant information

Refer to the Directors' Report for details on other significant matters and information regarding the Consolidated Entity.

Commentary on significant features of operating performance

Commentary on Results is included in the attached Directors' Report and the accompanying Group Financial Statements.

For personal use only

Directors' Report

The directors present their report together with the interim financial report of the consolidated entity consisting of AVA Risk Group Limited (the "Company") and its controlled entities ("AVA Risk Group") for the half-year ended 31 December 2024 and independent review report thereon.

Directors' Names

The names of the directors in office at any time during or since the end of the half-year are:

Name	Period of Directorship
D Cronin (Chairman)	Appointed 10 April 2018
M Stevens (Non-Executive Director)	Appointed 11 March 2015
M McGeever (Non-Executive Director)	Appointed 8 August 2018
M Maginnis (Executive Director)	Appointed 9 January 2023

The directors have been in office since the start of the financial period to the date of this report unless otherwise stated.

Review of operations

The operating and financial performance of the Company significantly improved during H1 FY2025. Since January 2023, AVA Risk Group has invested heavily in its commercial capability and technology in order to grow revenue and increase market share. The results for H1 FY2025 indicate that this strategy is providing a platform for continued improved performance. Highlights for H1 FY2025 include:

- Strong revenue growth of 20% on the prior year underpinned by improved performance in Detect, resulting in improved earnings performance and 20% growth in recurring service contracts.
- Stable and scalable cost base following the completion of the organisational restructure in FY2024. Increased revenue and improved gross margin has resulted in a \$2.6 million improvement in EBITDA generating \$1.7 million in the current period compared to a loss of \$0.9 million in the prior year.
- Expansion in strategically important industry verticals and key projects – sovereign border protection, airport perimeter detection, transportation.
- Strong sales order intake of \$16.3 million driven primarily by the Detect segment.
- Confirmed sales order backlog of \$7.6 million, including \$2.4 million in contracted annual recurring revenue. The order backlog consists of equipment orders and multi-year service contracts.

The Company is focused on developing its sales opportunity pipeline in key industry verticals and growing its recurring revenue base. Aura Ai-X, the Company's market leading, latest generation fibre sensing technology, has underpinned significant operating improvements in the Detect segment. During H1 FY2025 repeat orders for Aura Ai-X were fulfilled for protection of a critical European border, including the replacement of some competitor technology which had previously been installed. Airport perimeter detection is an emerging industry vertical and sales orders were fulfilled for the deployment of systems at Dubai International Airport and a major North American airport. The value of recurring service contracts grew by 20% to \$2.4 million during H1 FY2025 driven by increased system deployments.

Review of operations (continued)

The Company has deepened its relationship with key partners such as UGL, with which additional contract variations have been received to support the Sydney Metro project, including joint development opportunities with the Illuminate segment. Further progress was made with Telstra on developing applications of AVA's technology for the telecommunications sector and the Company remains confident that this will be a significant driver of future growth.

Detect segment revenue of \$12.1 million represents growth of 57% on the previous year. The improved performance is driven by completion of a number of key projects including the supply of equipment to a mine site in Chile and further deployment of additional systems for Eastern European border protection.

Revenue in the Access segment of \$2.0 million for H1 FY2025 is \$1.2 million lower than the previous year which included initial stocking orders of the Cobalt series locks for dormakaba in the U.S. Leveraging dormakaba's global distribution network remains critical to near term growth in the Access segment. In the Illuminate segment, the new "LoRa" product is enabling the seamless integration of a number of the Company's devices in a common solution. The complementary nature of Illuminate products with Detect is demonstrated by the development work being undertaken with UGL to provide solutions on the Sydney Metro project and by some Illuminate product trials undertaken with Telstra.

Financial performance for the first half significantly improved, driven by increased Detect revenue. Total revenue of \$17.0 million grew by 20% on the previous year (\$14.2 million for HY2024). Consolidated gross margin grew to 64%, up 3% on the prior year driven by an increase in higher margin Detect revenue. Operating costs have stabilised following completion of the restructure during FY2024 and were \$0.3 million lower than the prior year. The resulting EBITDA of \$1.7 million is \$2.6 million higher than the EBITDA loss of \$0.9 million in the previous year. The improved performance demonstrates the scalability of the cost base and leaves the Company well positioned to continue to grow earnings.

Net loss for the period was \$0.02 million (HY2024 was a net loss of \$2.3 million) driven by improved EBITDA. The Company had a cash balance at 31 December 2024 of \$4.7 million.

Technology and commercial capability are critical to the future growth of AVA Risk Group. During the first half of the year the Company continued to invest in the Aura platform to ensure it maintains its market leading status and delivers superior performance to customers. Growth catalysts exist in each operating segment and the Company is focussed on improving its financial performance through:

- Growth in sales order intake.
- Growth in sales order backlog.
- Increasing recurring revenue.
- High gross margins of 60% - 65%.
- Scalable cost base generating positive EBITDA.

Directors' Report

Events after the Balance date

There has been no matter or circumstance which has arisen since 31 December 2024 that has significantly affected or may significantly affect:

- a) the operations subsequent to 31 December 2024, of AVA Risk Group Limited, or
- b) the results of those operations, or
- c) the state of affairs, subsequent to 31 December 2024, of AVA Risk Group Limited.

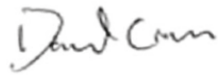
Rounding of amounts

In accordance with ASIC Corporations (Rounding in Financial/Directors' Reports) Instrument 2016/191, the amounts in the directors' report and in the financial report have been rounded to the nearest one thousand dollars, or in certain cases, to the nearest dollar (where indicated).

Auditor's independence declaration

A copy of the auditor's independence declaration as required under section 307C of the Corporations Act 2001 in relation to the review for the half-year is provided with this report.

This report is made in accordance with a resolution of directors.



David Cronin
Chairman
25 February 2025

DECLARATION OF INDEPENDENCE BY WAI AW TO THE DIRECTORS OF AVA RISK GROUP LIMITED

As lead auditor for the review of AVA Risk Group Limited for the half-year ended 31 December 2024, I declare that, to the best of my knowledge and belief, there have been:

1. No contraventions of the auditor independence requirements of the *Corporations Act 2001* in relation to the review; and
2. No contraventions of any applicable code of professional conduct in relation to the review.

This declaration is in respect of AVA Risk Group Limited and the entities it controlled during the period.



Wai Aw
Director

BDO Audit Pty Ltd

Melbourne, 25 February 2025

AVA Risk Group Limited

**Interim Consolidated Statement of Profit or Loss and Other Comprehensive
Income**

	Note	6 months ended	
		31 December 2024 \$'000	31 December 2023 \$'000
Revenue from contracts with customers	5	17,031	14,159
Other income		39	67
Total Revenue and other income		17,070	14,226
Cost of raw materials and consumables used		(6,065)	(5,534)
Employee benefit expenses		(5,333)	(6,156)
Research and development		(965)	(1,046)
Advertising and marketing		(149)	(189)
Travel and entertainment		(646)	(619)
Facilities and office		(495)	(357)
Compliance, legal, and administration		(951)	(690)
Impairment of receivables		(235)	(12)
Depreciation and amortisation expenses		(1,708)	(1,098)
Finance expense		(139)	(111)
Foreign exchange losses		(77)	(98)
Other expenses		(578)	(546)
Total Expenses		(17,341)	(16,456)
Loss before income tax		(271)	(2,230)
Income tax benefit (expense)		248	(102)
Loss after income tax for the period		(23)	(2,332)
Other comprehensive income for the period, net of tax			
<i>Items that may be reclassified subsequently to profit and loss</i>			
Exchange differences on translation of foreign operations, net of tax		731	(105)
Total other comprehensive income (loss) for the period		731	(105)
Loss for the period attributable to Equity holders of the parent company		(23)	(2,332)
Total comprehensive income (loss) for the period attributable to Equity holders of the parent company:		708	(2,437)
Earnings per share attributable to ordinary shareholders of AVA Risk Group			
		Cents	Cents
Basic loss per share	8	(0.01)	(0.91)
Diluted loss per share	8	(0.01)	(0.91)

The above Interim Consolidated Statement of Profit and Loss and Other Comprehensive Income should be read in conjunction with the accompanying notes.

AVA Risk Group Limited
Interim Consolidated Statement of Financial Position

	Note	As at 31 December 2024 \$'000	As at 30 June 2024 \$'000
ASSETS			
Current Assets			
Cash and cash equivalents	6	4,668	5,084
Trade and other receivables		8,718	7,360
Contract assets		1,779	1,651
Prepayments		1,008	738
Inventories		6,686	6,584
Total Current Assets		22,859	21,417
Non-Current Assets			
Plant and equipment		889	942
Intangible assets		12,852	12,798
Right of use assets		1,260	854
Deferred tax asset		104	46
Total Non-Current Assets		15,105	14,640
TOTAL ASSETS		37,964	36,057
LIABILITIES			
Current Liabilities			
Trade and other payables		2,930	2,930
Contract liabilities		436	394
Borrowings		1,983	1,952
Lease Liability		468	326
Provisions		1,318	1,267
Total Current Liabilities		7,135	6,869
Non-Current Liabilities			
Provisions		105	91
Borrowings		107	203
Lease liabilities		801	540
Contract liabilities		1,042	405
Total Non-Current Liabilities		2,055	1,239
TOTAL LIABILITIES		9,190	8,108
NET ASSETS		28,774	27,949
EQUITY			
Contributed Equity	7	57,931	57,932
Accumulated losses		(29,280)	(29,257)
Reserves		123	(726)
TOTAL EQUITY		28,774	27,949

The above Interim Consolidated statement of Financial Position should be read in conjunction with the accompanying notes.

For personal use only

AVA Risk Group Limited
Interim Consolidated Statement of Changes in Equity

	Contributed equity \$'000	Share-based payment Reserve \$'000	Foreign Exchange Translation Reserve \$'000	Other Equity Reserves \$'000	Accumulated Losses \$'000	Total Equity \$'000
At 1 July 2024	57,932	2,381	(60)	(3,047)	(29,257)	27,949
Loss for the period	-	-	-	-	(23)	(23)
Other comprehensive income	-	-	731	-	-	731
Total comprehensive income for the period	-	-	731	-	(23)	708
Transactions with owners in their capacity as owners						
Share issue costs	(1)	-	-	-	-	(1)
Share based payments	-	118	-	-	-	118
Total transactions with owners in their capacity as owners	(1)	118	-	-	-	117
Balance at 31 December 2024	57,931	2,499	671	(3,047)	(29,280)	28,774
At 1 July 2023	53,831	2,050	38	(3,047)	(23,618)	29,254
Loss for the period	-	-	-	-	(2,332)	(2,332)
Other comprehensive loss	-	-	(105)	-	-	(105)
Total comprehensive loss for the period	-	-	(105)	-	(2,332)	(2,437)
Transactions with owners in their capacity as owners						
Dividends/distributions	-	-	-	-	(435)	(435)
Share issue costs	(1)	-	-	-	-	(1)
Share based payments	-	208	-	-	-	208
Total transactions with owners in their capacity as owners	(1)	208	-	-	(435)	(228)
Balance at 31 December 2023	53,830	2,258	(67)	(3,047)	(26,385)	26,589

For personal use only

AVA Risk Group Limited
Interim Consolidated Statement of Cash Flows

For the half-year ended 31 December 2024	Note	6 months ended	
		31 December 2024 \$'000	31 December 2023 \$'000
Cash flow from operating activities			
Receipts from customers (inclusive of GST)		15,177	14,602
Payments to suppliers and employees (inclusive of GST)		(14,387)	(15,740)
Interest received		24	10
Tax refunded (paid)		394	(136)
Finance costs		(16)	(104)
Lease interest paid		(123)	(6)
Net cash flows generated from (used in) from operating activities		1,069	(1,374)
Cash flow from investing activities			
Payment for intangible assets		(1,142)	(1,266)
Payment for plant and equipment		(171)	(122)
Net cash flows used in investing activities		(1,313)	(1,388)
Cash flow from financing activities			
Share issue expense		(1)	(1)
Repayment of borrowings		(347)	(177)
Proceeds on short-term borrowings		368	-
Dividends paid		-	(435)
Payment of lease liabilities		(223)	(181)
Net cash flows used in financing activities		(203)	(794)
Net decrease in cash and cash equivalents		(447)	(3,556)
Net foreign exchange differences on cash		152	(35)
Cash and cash equivalents at beginning of period		3,468	3,887
Cash and cash equivalents at end of the period	6	3,173	296

For personal use only

1. Corporate information

The consolidated financial statements of AVA Risk Group Limited and its subsidiaries (collectively, "the Group") for the half-year ended 31 December 2024 were authorised for issue in accordance with a resolution of the directors on 25 February 2025. AVA Risk Group Limited ("the parent") is a limited company incorporated and domiciled in Australia and whose shares are publicly traded. The registered office is located at 10 Hartnett Close, Mulgrave, Victoria 3170, Australia.

The Group is principally engaged in sensing and access technology protecting high value assets and critical infrastructure.

2. Basis of preparation and changes to the Group's accounting policies

(a) Basis of preparation

This interim consolidated half-year financial report has been prepared in accordance with Australian Accounting Standard AASB 134 *Interim Financial Reporting*, as appropriate for for-profit entities, and the Corporations Act 2001.

This interim consolidated half-year financial report does not include all the notes of the type usually included in an annual financial report.

It is recommended that this half-year financial report be read in conjunction with the annual financial report for the year ended 30 June 2024 and any public announcements made by AVA Risk Group Limited during the half-year in accordance with any continuous disclosure obligations arising under the Corporations Act 2001.

The half-year financial report was authorised for issue by the directors as at the date of the directors' report.

(b) Going concern

The financial statements have been prepared on a going concern basis which assumes the Group will have sufficient cash to pay its debts as and when they become payable for a period of at least 12 months from the date the financial report was authorised for issue.

(c) Rounding amounts

In accordance with ASIC Corporations (Rounding in Financial/Directors' Reports) Instrument 2016/191, the amounts in the directors' report and in the financial report have been rounded to the nearest one thousand dollars, or in certain cases, to the nearest dollar (where indicated).

2. Basis of preparation and changes to the Group's accounting policies (continued)

(d) Critical accounting estimates and assumptions

The Group makes estimates and assumptions concerning the future. The resulting accounting estimates will, by definition, seldom equal the related actual results. The estimates and assumptions that have a significant risk of causing a material adjustment to the carrying amounts of assets and liabilities within the next financial year are discussed below.

(i) Impairment of tangible and intangibles assets

The Group determines whether tangible and intangible assets are tested at least on an annual basis to evaluate whether indicators of impairment exist in relation to the continued use of the asset by the consolidated entity.

The Group has three identifiable CGUs:

- Detect
- Access
- Illuminate

No impairments were recognised for the period (June 2024: \$1,545,000).

(ii) Capitalisation of development costs

The capitalisation of development costs required judgement to be applied. Management assesses and exercises judgment on expenditures that meet the definition of development.

(iii) Amortisation of intangible assets

Judgement is required to assess the useful economic life of intangible assets. Intangible assets, including capitalised development costs that have a finite life are amortised on a systematic basis over the expected life of the asset and cease at the earlier of the date that the asset is classified as held for sale and the date that the asset is derecognised.

3. Related party transactions

The Group purchased consulting services from Pierce Group Asia Pte Ltd a related entity through Chairman and Non-Executive Director, David Cronin, for \$137,800 (HY2024: \$142,500). Accounts payable balance at 31 December 2024 totals \$17,050 (30 June 2024: \$nil).

There have been no other related party transactions other than those between the Company and its subsidiaries during the half-year ended 31 December 2024.

For personal use only

AVA Risk Group Limited

Notes to the Interim Consolidated Financial Statements

31 December 2024

4. Segment information

(a) Description of segments

Operating segments are reported in a manner consistent with the internal reporting provided to the chief operating decision maker. The chief operating decision maker, who is responsible for allocating resources and assessing performance of the operating segments has been identified as the Board of Directors of AVA Risk Group Limited. The Group's segments were based on three separately identifiable products.

The Group operates in Detect, Access and Illuminate, which are its reportable segments. These divisions offer different products and services and are managed separately because they require different technology and marketing strategies.

The following summary describes the operations of each reportable segment:

Product type	Reportable segment	Operations
Technology	Detect	Manufactures and markets 'smart' fibre optic sensing systems for security and condition monitoring for a range of applications including perimeters, pipelines, conveyors, power cables and data networks.
	Access	Specialises in the development, manufacture and supply of high security biometric readers, security access control and electronic locking products.
	Illuminate	Specialises in the development and manufacture of illuminators, ANPR cameras and perimeter detectors.

(b) Reportable segments

31 December 2024	Detect \$'000	Access \$'000	Illuminate \$'000	Eliminations \$'000	Consolidated \$'000
Revenue and other income					
External customers	12,066	1,986	2,979	-	17,031
Intersegment revenue	358	7	-	(365)	-
Other income	11	4	-	-	15
Interest Income	13	11	-	-	24
Segment revenue and other income	12,448	2,008	2,979	(365)	17,070
EBITDA	2,512	(232)	(429)	(275)	1,576
Depreciation and amortisation	(1,243)	(265)	(200)	-	(1,708)
Finance costs	(23)	(5)	(111)	-	(139)
Income tax	-	103	145	-	248
Segment operating profit (loss)	1,246	(399)	(595)	(275)	(23)
Total assets	36,147	12,157	4,700	(15,040)	37,964
Total liabilities	5,206	615	3,373	(4)	9,190

AVA Risk Group Limited

Notes to the Interim Consolidated Financial Statements

31 December 2024

(b) Reportable segments (continued)

31 December 2023	Detect \$'000	Access \$'000	Illuminate \$'000	Eliminations \$'000	Consolidated \$'000
Revenue and other income					
External customers	7,798	3,186	3,175		14,159
Intersegment revenue	-	-	-	-	-
Other income	52	3	2	-	57
Interest Income	6	4	-	-	10
Segment revenue and other income	7,856	3,193	3,177	-	14,226
EBITDA	(686)	(71)	(320)	56	(1,021)
Depreciation and amortisation	(612)	(303)	(183)		(1,098)
Finance costs	(3)	-	(108)	-	(111)
Income tax	(20)	(117)	35		(102)
Segment operating loss	(1,321)	(491)	(576)	56	(2,332)
Total assets	29,915	11,199	6,778	(12,876)	35,016
Total liabilities	3,827	1,005	3,557	38	8,427

(c) Geographic information

	31 December 2024 \$'000	31 December 2023 \$'000
Australia	2,155	1,290
APAC (excl Australia)	504	1,947
Europe	6,617	4,452
India	54	296
MENA	1,559	439
United States of America	2,369	4,647
Rest of world	3,773	1,088
Total external revenue by region	17,031	14,159

(d) Non-current operating assets

	31 December 2024 \$'000	30 June 2024 \$'000
Australia	7,458	7,040
United Kingdom	6,757	6,667
Rest of world	786	887
Total non-current assets by region	15,001	14,594

Non-current assets for this purpose consist of property, plant and equipment, right-of-use assets, and intangible assets.

(e) Reconciliation of non-current assets

	31 December 2024 \$'000	30 June 2024 \$'000
Non-current operating assets by region	15,001	14,594
Deferred tax assets	104	46
Total non-current assets	15,105	14,640

For personal use only

AVA Risk Group Limited

Notes to the Interim Consolidated Financial Statements

31 December 2024

5. Revenue and other income

	Consolidated	
	31 December	31 December
	2024	2023
	\$'000	\$'000

(a) **Revenue from contracts with customers**

Revenue from sales of goods	15,184	12,937
Revenue from provision of services	1,847	1,222
Total revenue from contracts with customers	17,031	14,159

(b) **Other income**

Interest received	23	10
Other income	16	57
Total other income	39	67
Total other income	39	67
Total Revenues and other income	17,070	14,226

(c) **Disaggregation of revenue**

Timing of revenue recognition

Goods transferred at a point in time	15,184	12,937
Services transferred over time	1,847	1,222
Total revenue from contracts with customers	17,031	14,159

(d) **Performance obligations**

The Group holds contract liabilities in relation to services including extended warranty, support, commissioning and training which have been invoiced in advance with the services yet to be provided.

For personal use only

AVA Risk Group Limited

Notes to the Interim Consolidated Financial Statements

31 December 2024

6. Cash and short-term deposits

	31 December 2024 \$'000	30 June 2024 \$'000
Cash at banks and on hand	4,613	4,203
Short-term deposits	55	881
Total Cash	4,668	5,084

For the purpose of the statement of cash flows, cash and cash equivalents comprise the following:

	31 December 2024 \$'000	30 June 2024 \$'000
Cash at banks and on hand	4,613	4,203
Short-term deposits	55	881
Bank overdrafts	(1,495)	(1,616)
Cash and cash equivalents	3,173	3,468

Bank overdrafts

Bank overdrafts relate to existing banking facilities for working capital. At 31 December 2024, the Group had available \$1,327,013 (30 June 2024 \$1,114,000) of undrawn committed facilities.

7. Issued capital and reserves

	31 December 2024 \$'000	30 June 2024 \$'000

(a) Ordinary shares

Ordinary share capital, issued and fully paid	57,931	57,932
	57,931	57,932

(b) Movement in ordinary shares on issue

	Number of shares	\$'000
At 1 July 2024	289,520,722	57,932
Share issue:		
On exercise of Performance Share Rights	617,971	-
Share issue costs	-	(1)
At 31 December 2024	290,138,693	57,931

For personal use only

AVA Risk Group Limited

Notes to the Interim Consolidated Financial Statements

31 December 2024

8. Earnings per Share

The following reflects the income used in the basic and diluted loss per share computations:

Loss used in calculating earnings per share for basic and diluted	31 December 2024 \$'000	31 December 2023 \$'000
Loss after tax	(23)	(2,332)
Total	(23)	(2,332)

(a) Weighted average number of shares	31 December 2024 Number	31 December 2023 Number
Weighted average number of ordinary shares used as the denominator in calculating basic earnings per share	339,074,034	255,674,104
<i>Adjustments for calculation of diluted earnings per share</i>		
Dilutive share options / performance rights	7,247,302	4,128,188
Weighted average number of ordinary shares adjusted for the effect of dilution used as the denominator in calculating diluted earnings per share	346,321,336	259,802,292

(b) Earnings per share	31 December 2024 Cents	31 December 2023 Cents
Basic loss per share	(0.01)	(0.91)
Diluted loss per share	(0.01)	(0.91)

Since reporting date there have been no transactions involving ordinary shares or potential ordinary shares that would significantly change the number of ordinary shares or potential ordinary shares outstanding between the reporting date and the date of completion of these financial statements.

9. Commitments

At 31 December 2024, the Group did not have any material commitments (30 June 2024 \$nil).

AVA Risk Group Limited

Notes to the Interim Consolidated Financial Statements

31 December 2024

10. Share-based payments

(a) Expense arising from equity-settled share-based payment transactions

	Consolidated	
	31 December 2024	31 December 2023
	\$'000	\$'000
Performance Shares	118	208

(b) Performance Share Rights (PSRs)

i. Outstanding Performance Share Rights - Half Year ended 31 December 2024

	Number	WAEP
Outstanding 1 July 2024	4,922,691	\$nil
Granted during the period	6,350,000	\$nil
Exercised during the period	(617,971)	\$nil
Forfeited and other movement during the period	(2,314,617)	\$nil
Outstanding 31 December 2024	8,340,103	\$nil

ii. HY 2024 Grants

During the half year ended 31 December 2024, the Company granted 6,350,000 performance rights as part of remuneration to senior executives. The fair value of the PSRs was based on the Monte-Carlo pricing model.

For personal use only

11. Subsequent events

There has been no matter or circumstance which has arisen since 31 December 2024 that has significantly affected or may significantly affect:

- a) the operations subsequent to 31 December 2024, of AVA Risk Group Limited, or
- b) the results of those operations, or
- c) the state of affairs, subsequent to 31 December 2024, of AVA Risk Group Limited.

For personal use only

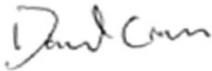
Directors' Declaration

In the Directors' opinion:

- (a) The directors declare that the interim consolidated financial report and notes set out on pages 3 to 18 are in accordance with the *Corporations Act 2001* including :
- (i) Complying with Australian Accounting Standard AASB 134 *Interim Financial Reporting* and the *Corporations Regulations 2001* , and other mandatory professional reporting requirements; and
 - (ii) Giving a true and fair view of the financial position of the consolidated entity as at 31 December 2024 and of its performance for the half-year ended on that date.
- (b) There are reasonable grounds to believe that the Consolidated Group will be able to pay its debts as and when they become due and payable.

This declaration is made in accordance with a resolution of the directors made pursuant to section 303(5)(a) of the *Corporations Act 2001*.

On behalf of the Directors.



David Cronin
Chairman
25 February 2025

INDEPENDENT AUDITOR'S REVIEW REPORT

To the members of AVA Risk Group Limited

Report on the Half-Year Financial Report

Conclusion

We have reviewed the half-year financial report of AVA Risk Group Limited (the Company) and its subsidiaries (the Group), which comprises the interim consolidated statement of financial position as at 31 December 2024, the interim consolidated statement of profit or loss and other comprehensive income, the interim consolidated statement of changes in equity and the interim consolidated statement of cash flows for the half-year ended on that date, material accounting policy information and other explanatory information, and the directors' declaration.

Based on our review, which is not an audit, we have not become aware of any matter that makes us believe that the accompanying half-year financial report of the Group does not comply with the *Corporations Act 2001* including:

- i. Giving a true and fair view of the Group's financial position as at 31 December 2024 and of its financial performance for the half-year ended on that date; and
- ii. Complying with Accounting Standard AASB 134 *Interim Financial Reporting and the Corporations Regulations 2001*.

Basis for conclusion

We conducted our review in accordance with ASRE 2410 *Review of a Financial Report Performed by the Independent Auditor of the Entity*. Our responsibilities are further described in the *Auditor's Responsibilities for the Review of the Financial Report* section of our report. We are independent of the Company in accordance with the auditor independence requirements of the *Corporations Act 2001* and the ethical requirements of the Accounting Professional and Ethical Standards Board's APES 110 *Code of Ethics for Professional Accountants (including Independence Standards)* (the Code) that are relevant to the audit of the annual financial report in Australia. We have also fulfilled our other ethical responsibilities in accordance with the Code.

We confirm that the independence declaration required by the *Corporations Act 2001* which has been given to the directors of the Company, would be the same terms if given to the directors as at the time of this auditor's review report.

Responsibility of the directors for the financial report


The directors of the Company are responsible for the preparation of the half-year financial report that gives a true and fair view in accordance with Australian Accounting Standards and the *Corporations Act 2001* and for such internal control as the directors determine is necessary to enable the preparation of the half-year financial report that gives a true and fair view and is free from material misstatement, whether due to fraud or error.

Auditor's responsibility for the review of the financial report

Our responsibility is to express a conclusion on the half-year financial report based on our review. ASRE 2410 requires us to conclude whether we have become aware of any matter that makes us believe that the half-year financial report is not in accordance with the *Corporations Act 2001* including giving a true and fair view of the Group's financial position as at 31 December 2024 and its financial performance for the half-year ended on that date and complying with Accounting Standard AASB 134 *Interim Financial Reporting* and the *Corporations Regulations 2001*.

A review of a half-year financial report consists of making enquiries, primarily of persons responsible for financial and accounting matters, and applying analytical and other review procedures. A review is substantially less in scope than an audit conducted in accordance with Australian Auditing Standards and consequently does not enable us to obtain assurance that we would become aware of all significant matters that might be identified in an audit. Accordingly, we do not express an audit opinion.

BDO Audit Pty Ltd

BDO


Wai Aw
Director

Melbourne, 25 February 2025