

QUARTERLY REPORT

For the 3 months ended 31 December 2024

Prodigy Gold 100% Projects

Tanami North Gold Project:

- Final assays were returned during the reporting period for the 17 hole Reverse Circulation drilling campaign at the Hyperion Project that was completed during the September Quarter. The program generated a series of significant intercepts including highlights:
 - Hyperion Lode
 - 25m @ 2.2g/t Au from 66m in hole HYRC24001
 - 33m @ 2.6g/t Au from 49m in hole HYRC24017A
 - Tethys Lode
 - 10m @ 15.9g/t Au from 177m in hole HYRC24004
 - 30m @ 2.9g/t Au from 31m in Hole HYRC24006
 - 13m @ 4.1g/t Au from 26m in Hole HYRC24013
 - Suess Lode
 - 4m @ 7.7g/t Au from 87m in hole HYRC24004
 - Two holes drilled down dip for metallurgical samples, yielded intercepts:
 - 99m @ 2.7g/t Au from 33m in hole HYRC24005 from the Hyperion Lode
 - 53m @ 2.9g/t Au from 49m in hole HYRC24009 from the Tethys Lode
- Samples from the Hyperion and Tethys Lodes at the Hyperion Gold Deposit were submitted to Independent Metallurgical Operations Pty Ltd (IMO) for metallurgical testwork.
- Results for the 6 hole Reverse Circulation drilling campaign at the Tregony Project during the September Quarter were returned during the reporting period, generating several notable intercepts including:
 - 21m @ 4.4g/t Au from 24m (TGRC24006) inc.
 - 1m @ 24.7g/t Au from 42m
 - 20m @ 1.3g/t Au from 88m (TGRC24004)
 - 13m @ 2.7g/t Au from 45m (TGRC24002) inc.
 - 2m @ 9.7g/t Au from 48m
- PhotonAssay results for selected samples from Hyperion and Tregony North were received, aligning well with the original fire assay results:
 - The high-grade intercept from the Tethys Lode in drill hole HYRC24004, originally reported as 10m @ 15.9g/t Au, matches well using both analytical techniques with the PhotonAssay intercept calculated at 10m @ 15.6g/t Au
- A Mineral Lease application was lodged covering the Hyperion Gold Deposit located on Exploration Licence EL9250.

Prodigy Gold JV Projects

Lake Mackay Project (IGO and IGO/Castile):

- No on-ground exploration works were completed on the Lake Mackay Project area during the quarter.

Tobruk & Monza Projects – Newmont JV

- Field activities reported over the Tobruk Project area during the reporting period included completion of airborne magnetic and ground gravity geophysical surveys.
- Work reported for the Monza Project area included field reconnaissance and the collection of five rock chip samples and the completion of a depth of cover analysis from the previously collected horizontal to vertical spectral ratio (HVSr) passive seismic survey.

Divestment Projects

- The sales agreement between Prodigy Gold and Stockton Mining expired during the reporting period . All tenements included in the agreement have now been returned to Prodigy Gold for management.

Management Commentary

Commenting on progress made during the December 2024 Quarter, Prodigy Gold Managing Director, Mark Edwards said:

“It has been a busy end to the year for Prodigy Gold, with all the results from the drilling completed in the September Quarter returned in the December Quarter, with outstanding results for the Hyperion Deposit key amongst those results reported. Two holes, which were drilled down dip for metallurgical sampling, have demonstrated the good continuity of the mineralisation at Hyperion. The results for both Hyperion and Tregony will be used to assist with the updating of the Mineral Resources for the deposits in early 2025. Drill planning is underway so the Company can be ready to commence work once the area is accessible after the Northern Australia wet season.

The drilling completed and reported was utilised to undertake further testwork with samples submitted for PhotonAssay and additional metallurgical testing. The PhotonAssay results have been returned highlighting the suitability of the more traditional Fire Assay technique. Work on the Hyperion metallurgy is now underway, with results expected in the first half of 2025.

Prodigy Gold was also excited to start the process of applying for a new Mineral Lease encompassing the Hyperion Deposit. The process will take some time to complete, requiring agreements with Traditional Owners via the Central Land Council as well as environmental approvals before the lease can be granted. This work will commence in early 2025 with the plan to simultaneously continue the development of the deposit and progress the approvals.

The Prodigy Gold team continues to develop the understanding of our key projects and looks forward to keeping all our shareholders informed about how this progresses during 2025.”

December Quarter Exploration Summary

Tanami North Project – 100% PRX

The Tregony and Hyperion Deposits are located within the 100% Prodigy Gold owned Tanami North Project area and are situated on the Suplejack Shear Zone (“SSZ”), which hosts several known gold mineral resources (Figure 1) such as:

- Hyperion Deposit – located approximately 18km north of Groundrush
- Tregony Deposit – located 11km to the east of the Suplejack Fault
- Groundrush Deposit¹ – located 42km to the south of Tregony
- Ripcord Deposit¹ – located 3km southeast of the Groundrush Deposit

¹ CTPJV – 50% Tanami Gold NL (“TAM”) : 50% Northern Star Resources Limited (“NST”)

- Crusade Deposit¹ – located 22km to the northeast of Tregony

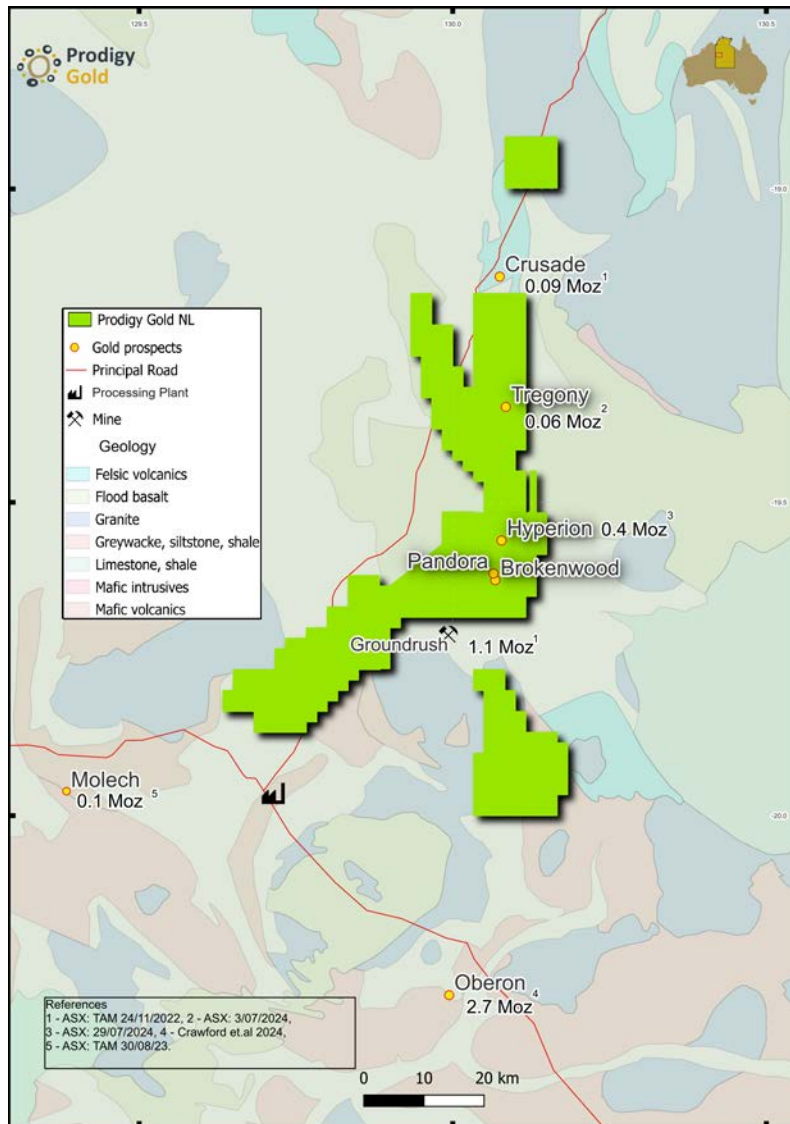


Figure 1 Tanami North Project area

Hyperion Drilling Results

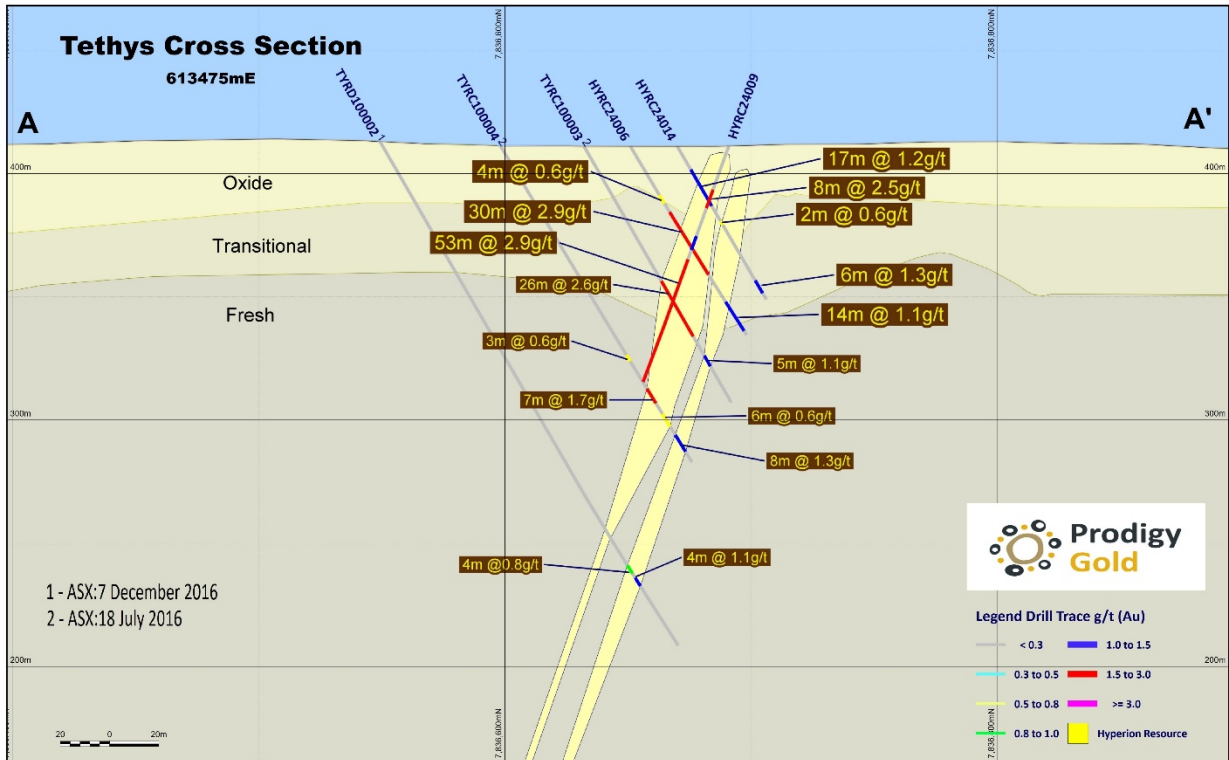
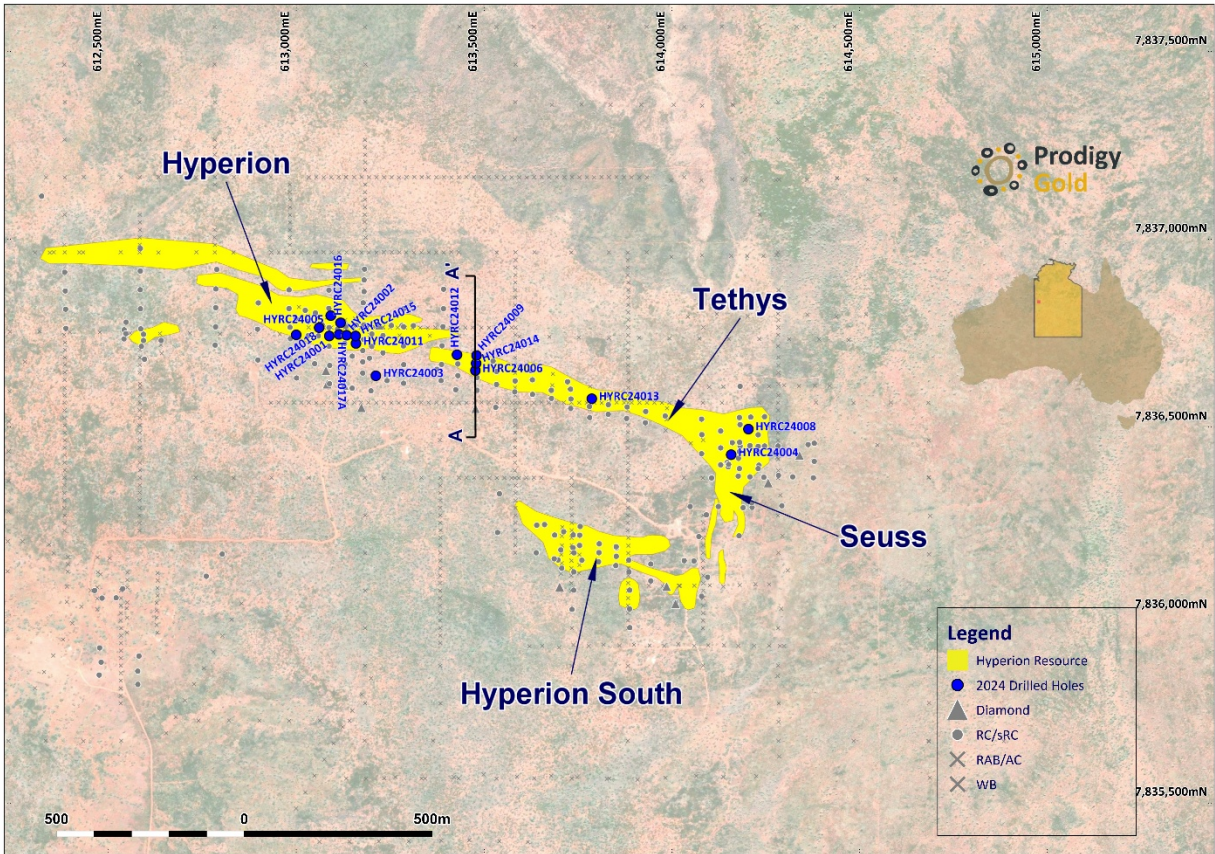
During the quarter Prodigy Gold reported all results from the 17 hole, 1,1770 metre Reverse Circulation (“RC”) drilling program completed at Hyperion² during the September Quarter³, covering the Hyperion, Tethys and Seuss Lodes. These results yield a series of significant intercepts that demonstrated a greater than 30 gram metre interval (grade times down hole width), including:

- 25 metres @ 2.2g/t Au from 66m in hole HYRC24001 (Estimated True Width – “ETW” 24.1m)
- 15 metres @ 3.1g/t Au from 152m in hole HYRC24003 (ETW 13.2m)
- 15 metres @ 2.1g/t Au from 48m in hole HYRC24004 (ETW 7.9m)
- 4 metres @ 7.7g/t Au from 87m in hole HYRC24004 (ETW 2.8m)
- 10 metres @ 15.9g/t Au from 177m in hole HYRC24004 (ETW 9.4m)
- 30 metres @ 2.9g/t Au from 31m in hole HYRC24006 (ETW 19.0m)
- 17 metres @ 2.9g/t Au from 67m in hole HYRC24011 (ETW 14.4m)
- 15 metres @ 2.2g/t Au from 50m in hole HYRC24012 (ETW 11.7m)
- 13 metres @ 4.1g/t Au from 26m in hole HYRC24013 (ETW 10.9m)
- 26 metres @ 1.6g/t Au from 41m in hole HYRC24016 (ETW 25.4m) and
- 33 metres @ 2.6g/t Au from 49m in hole HYRC24017A (ETW of 29.9m)

² ASX PRX: 22 October 2024

³ ASX PRX 2 September 2024

For personal use only



All intercepts received for the Hyperion drilling are reported in Table 1 and have been calculated at a lower cut-off grade of 0.5g/t Au using a minimum width of 2m and can include a maximum of 3m of contiguous lower grade material. No high-grade cut has been used in calculating the reported intercepts, with the highest individual sample grade returned within the campaign being 25.2g/t Au. For grade interval calculations, the intercepts show both down hole lengths and estimated true widths that were generated using cross-section analysis in Micromine software.

Table 1 Intercepts from the 2024 RC drilling at Hyperion for the 17 drill holes completed. Reported at 0.5g/t gold cut-off.

Hole_ID	m_From	Downhole Length (m)	Estimated True Width (m)	g/t (Au)	Gram x metres	Prospect
HYRC24001	66	25	24.1	2.2	55	Hyperion
HYRC24001	96	2	1.9	0.5	1	Hyperion
HYRC24002	42	3	2.8	0.7	2.1	Hyperion
HYRC24003	152	15	13.2	3.1	46.5	Hyperion
HYRC24004	29	12	7.2	0.8	9.6	Suess
HYRC24004	48	15	7.9	2.1	31.5	Suess
Including	53	2	1.1	10.8	21.6	Suess
HYRC24004	67	10	5.8	1.2	12	Suess
HYRC24004	87	4	2.8	7.7	30.8	Suess
Including	89	2	1.4	13.9	27.8	Suess
HYRC24004	120	2	1.4	1.0	2	Suess
HYRC24004	177	10	9.4	15.9	159	Tethys
HYRC24005	33	99	NA	2.7	267.3	Hyperion
Including	61	2	NA	13.0	26	Hyperion
and	102	3	NA	8.9	26.7	Hyperion
HYRC24006	23	4	2.5	0.6	2.4	Hyperion
HYRC24006	31	30	19.0	2.9	87	Tethys
Including	49	5	3.2	6.7	33.5	Tethys
HYRC24006	74	14	12.8	1.1	15.4	Tethys
HYRC24008	29	7	6.5	0.8	5.6	Suess
HYRC24009	19	8	NA	2.5	20	Tethys
Including	23	2	NA	7.6	15.2	Tethys
HYRC24009	39	6	NA	1.8	10.8	Tethys
HYRC24009	49	53	NA	2.9	153.7	Tethys
Including	52	10	NA	8.9	89	Tethys
HYRC24011	67	17	14.4	2.9	49.3	Hyperion
HYRC24011	91	7	6.6	0.7	4.9	Hyperion
HYRC24012	8	12	8.2	2.3	27.6	Tethys
HYRC24012	50	15	11.7	2.2	33	Tethys
HYRC24013	26	13	10.9	4.1	53.3	Tethys
Including	28	1	0.8	21.5	21.5	Tethys
HYRC24014	11	17	13.8	1.2	20.4	Tethys
Including	26	1	0.8	12.2	12.2	Tethys
HYRC24014	35	2	1.8	0.6	1.2	Tethys
HYRC24014	63	6	5.5	1.3	7.8	Tethys
HYRC24015	44	9	9.0	2.4	21.6	Hyperion
HYRC24015	60	12	10.4	1.8	21.6	Hyperion
HYRC24016	41	26	25.4	1.6	41.6	Hyperion
HYRC24016	72	7	6.7	0.9	6.3	Hyperion
HYRC24017A	49	33	29.9	2.6	85.8	Hyperion
HYRC24018	54	18	16.2	1.6	28.8	Hyperion
HYRC24018	90	3	2.7	0.6	1.8	Hyperion

Hyperion Deposit Metallurgical Testwork

Samples collected from two holes (HYRC24005 & HYRC24009) from the Hyperion and Tethys Lodes respectively, have been submitted to Independent Metallurgical Operations Pty Ltd (IMO) in Perth for metallurgical testwork⁴. The aim of the testwork program is to understand the suitability of the mineralised material for processing through a conventional Carbon-in-Leach ("CIL") processing facility. This will add to the metallurgical testwork completed earlier in 2024 on samples from the Suess Lode⁵. The planned testwork will cover crushing, grinding, recovery and reagent consumptions of the

⁴ ASX PRX: 14 November 2024

⁵ ASX PRX: 12 June 2024

mineralised samples from the oxide, transition and fresh material types. This type of information is critical when assessing the reasonable prospects for eventual economic extraction as required for reporting mineral resources under the 2012 Edition of the Australasian Code for Reporting of Exploration Results, Mineral Resources and Ore Reserves (the “2012 JORC Code”), and will add additional rigor to any future updated mineral resource of the Deposit.

No estimated true widths have been calculated for the two metallurgical holes which have reported intercepts of:

- 99m @ 2.7g/t Au from 33m in hole HYRC24005 inc.
 - 2m @ 13.0g/t Au from 61m; and
 - 3m @ 8.9g/t Au from 102m
- 53m @ 2.9g/t Au from 49m in hole HYRC24009 inc.
 - 10m @ 8.9g/t Au from 52m

Tregony Drilling Results

During the quarter Prodigy Gold reported all results from the 6 hole, 486 metre RC drilling program completed at Tregony⁶ during the September Quarter⁷, covering the Tregony North Lodes. These results generated several notable intercepts including:

- 21m @ 4.4g/t Au from 24m (TGRC24006) inc.
 - 1m @ 24.7g/t Au from 42m
- 20m @ 1.3g/t Au from 88m (TGRC24004)
- 13m @ 2.7g/t Au from 45m (TGRC24002) inc.
 - 2m @ 9.7g/t Au from 48m

The drilling at Tregony North was designed to follow-up the 8m @ 1.6g/t Au intercept received from TGRC23038 (99-107m) in the 2023 RC drilling program⁸.

Refer to Table 2 for full details of the results received and Figure 4 for hole locations. The intercepts listed are reported at a lower cut-off of 0.5g/t Au using a minimum width of 2m while including a maximum of 2m of contiguous lower grade material. No high-grade cut has been used in calculating these intercepts. No estimated true widths have been calculated as the mineralisation is understood to be dipping at around 45 degrees to the west so the holes roughly intercept mineralisation perpendicular to drilling.

Table 2 Results for 2024 Tregony RC drilling.

Hole_ID	From (m)	Downhole Length (m)	g/t Au
TGRC24001		NSI	
TGRC24002	45	13	2.7
inc.	48	2	9.7
TGRC24003		NSI	
TGRC24004	88	20	1.3
TGRC24004	112	2	3.4
TGRC24005		NSI	
TGRC24006	24	21	4.4
inc.	42	1	24.7

⁶ ASX PRX: 6 November 2024

⁷ ASX PRX 2 September 2024

⁸ ASX PRX: 29 January 2024

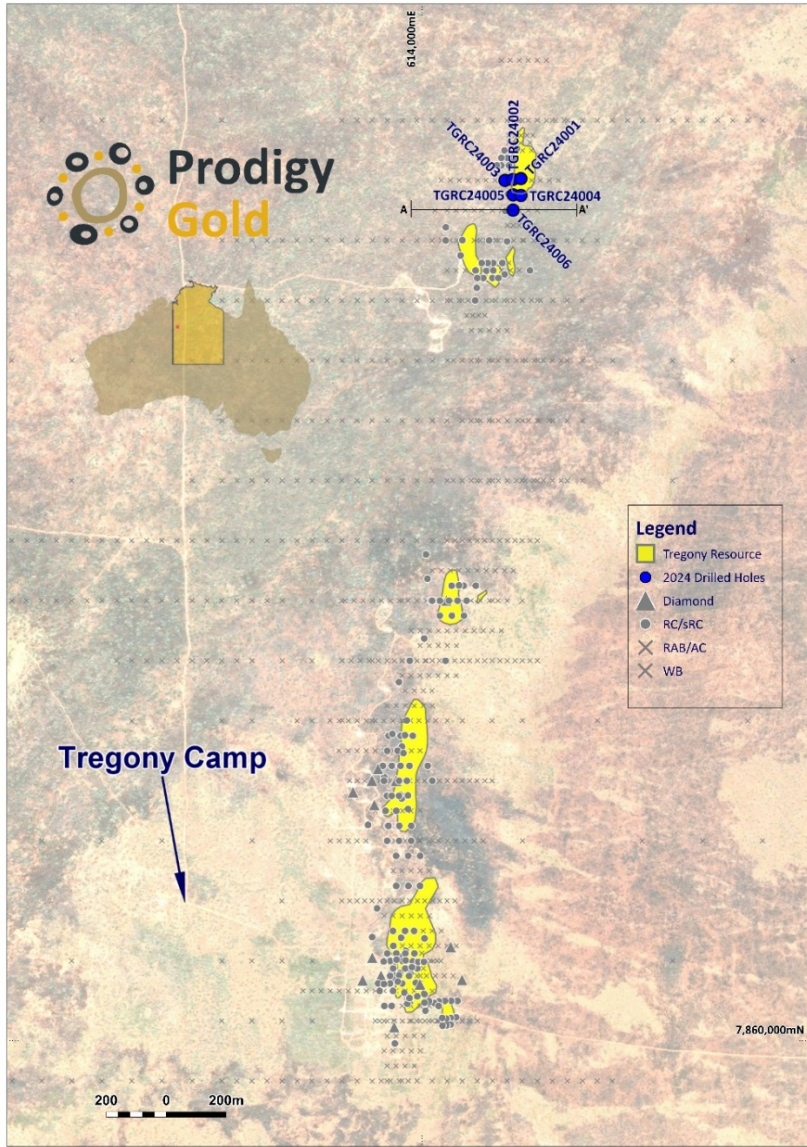


Figure 4 Location of Prodigy Gold's 2024 RC drilling program showing location of Tregony North holes.

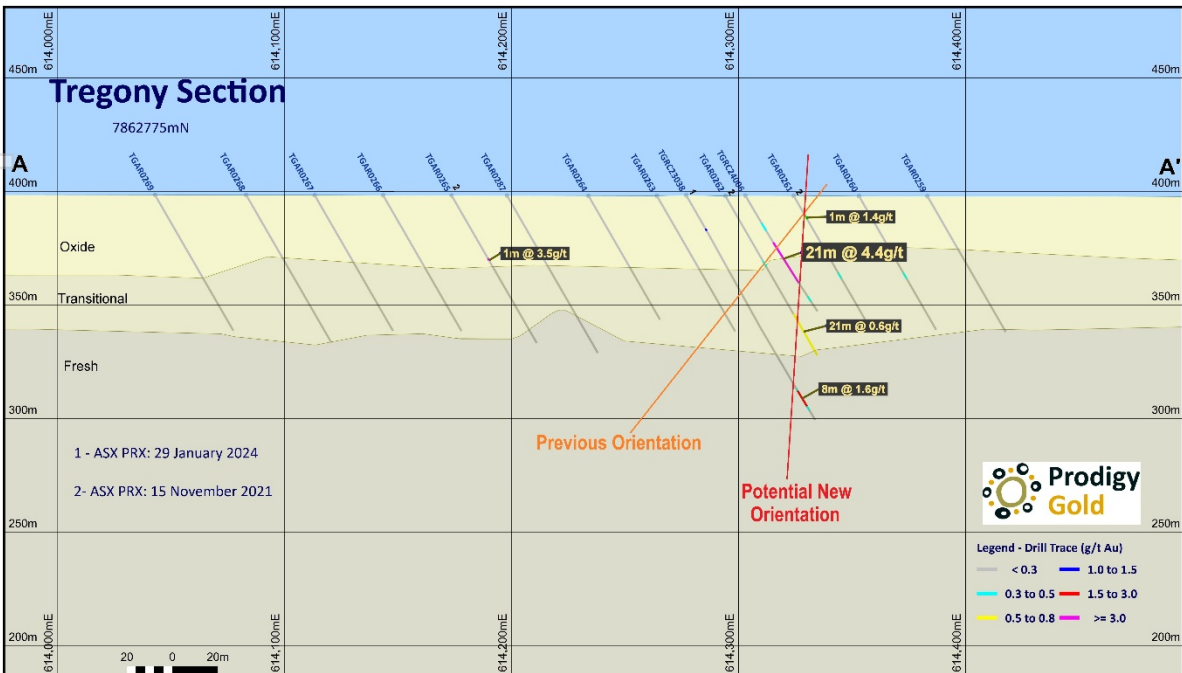


Figure 5 Section through TGR24006 showing previous and potential new mineralisation orientations – 7862775mN looking North

Brokenwood and Pandora Drilling Results

Two holes totalling 204m and three holes totalling 108m were completed at the Pandora and Brokenwood prospects respectively⁹ during the September Quarter (see Figure 6).

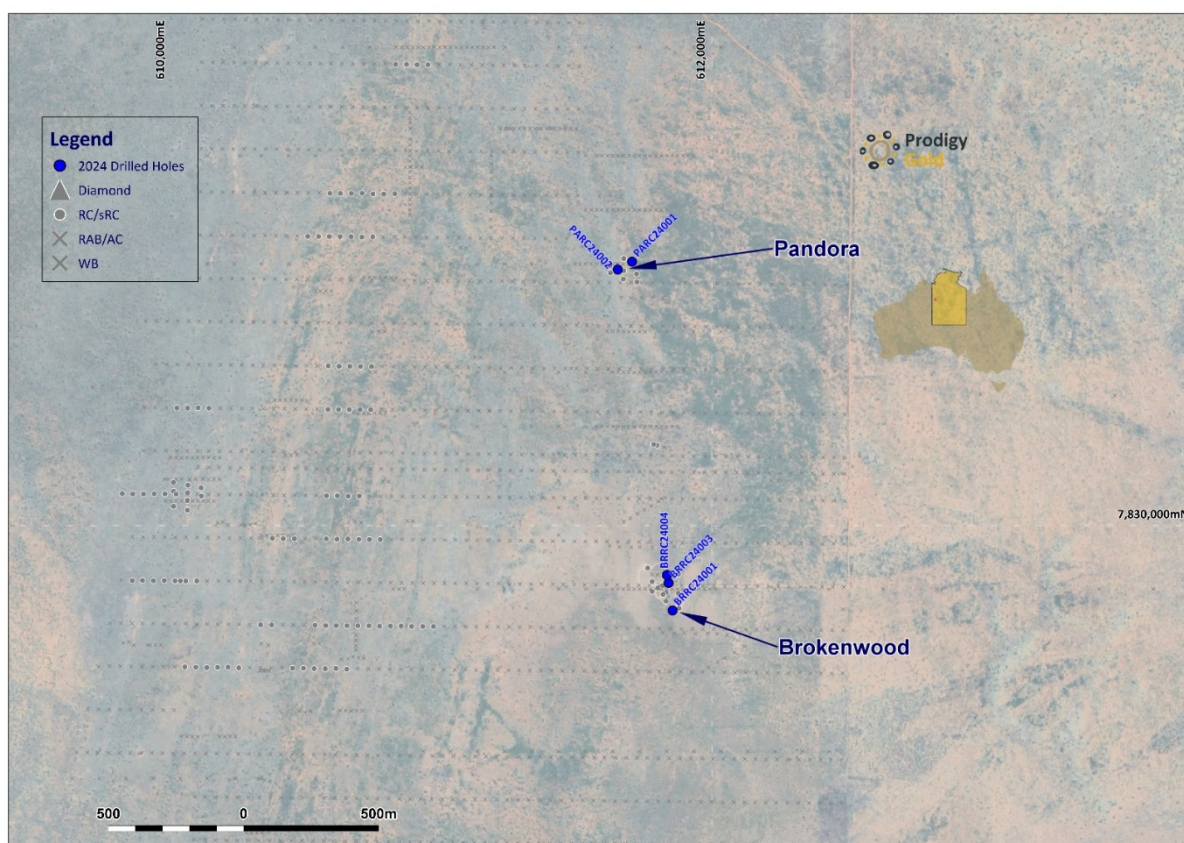


Figure 6 Location Prodigy Gold drilling at Pandora and Brokenwood

Minor significant results were returned during the reporting period from the 2024 drilling with three samples reporting $\geq 0.5\text{g/t Au}$ over 1 metre (Table 3). Prodigy Gold is currently reviewing the Pandora and Brokenwood drilling.

Table 3 Results for 2024 Pandora & Brokenwood RC drilling.

Hole_ID	From (m)	Downhole Length (m)	g/t Au
PARC24001	39	1	0.8
PARC24001	55	1	0.7
PARC24001	58	1	1.2
PARC24001	64	1	0.6
PARC24002	31	1	0.5
PARC24002	41	1	0.6
PARC24002	52	1	0.7
BRRC24001		NSI	
BRRC24003	21	1	0.5
BRRC24003	28	1	0.7
BRRC24004	33	1	0.5

NSI – No Significant Intercept

⁹ ASX PRX: 6 November 2024

PhotonAssay Check Assay Results

During the December Quarter, Prodigy Gold submitted thirty RC samples to the laboratory for Chrysos PhotonAssay™ (“PhotonAssay”) analysis to check higher grade results from the standard Fire Assay Technique. PhotonAssay is a method successfully used previously by the Company on the drilling completed in 2023¹⁰.

The results showed the PhotonAssay and Fire Assay techniques reporting significant gold grades with very good correlation between both sets of results (Table 4). This check analysis process provides Prodigy Gold the confidence that the reported higher grades are repeatable.

One intercept reported in hole HYRC24004¹¹ had 8 consecutive samples submitted for re-analysis using the PhotonAssay technique. The original reported Fire Assay intercept was 10m @ 15.9g/t Au and the PhotonAssay results, used to re-calculate the intercept, reported a very similar result with an intercept of 10m @ 15.6g/t Au. This represents a 2% difference between both techniques, which is typically an excellent result for higher grade zones in gold deposits.

Table 4 Sample details and assay results for samples reported in this announcement from Hyperion¹¹ and Tregony¹².

Hole_ID	Sample_No.	From (m)	To(m)	Fire Assay (g/t Au)	Photon (g/t Au)
HYRC24004 ¹¹	PG058291	54	55	15.4	15.0
HYRC24004 ¹¹	PG058328	89	90	11.6	11.1
HYRC24004 ¹¹	PG058329	90	91	16.2	16.0
HYRC24004 ¹¹	PG058421	177	178	14.7	14.1
HYRC24004 ¹¹	PG058422	178	179	23.4	24.3
HYRC24004 ¹¹	PG058423	179	180	19.7	19.4
HYRC24004 ¹¹	PG058424	180	181	25.2	24.6
HYRC24004 ¹¹	PG058425	181	182	16.5	15.6
HYRC24004 ¹¹	PG058426	182	183	18.5	17.4
HYRC24004 ¹¹	PG058427	183	184	24.4	23.6
HYRC24004 ¹¹	PG058428	184	185	10.7	11.0
HYRC24005 ¹¹	PG058963	61	62	13.8	13.7
HYRC24005 ¹¹	PG058964	62	63	12.1	12.1
HYRC24005 ¹¹	PG059006	102	103	10.8	10.0
HYRC24006 ¹¹	PG058846	40	41	12.7	12.4
HYRC24006 ¹¹	PG058853	47	48	18.0	19.4
HYRC24006 ¹¹	PG058857	51	52	10.3	9.7
HYRC24009 ¹¹	PG058569	23	24	11.8	11.6
HYRC24009 ¹¹	PG058601	53	54	9.4	8.9
HYRC24009 ¹¹	PG058603	55	56	9.9	10.0
HYRC24009 ¹¹	PG058605	57	58	9.7	9.1
HYRC24009 ¹¹	PG058608	60	61	15.2	14.9
HYRC24009 ¹¹	PG058609	61	62	14.4	15.2
HYRC24011 ¹¹	PG060155	71	72	10.2	9.9
HYRC24013 ¹¹	PG058491	28	29	21.5	19.8
HYRC24013 ¹¹	PG058492	29	30	9.6	8.4
HYRC24014 ¹¹	PG058755	26	27	12.2	12.1
HYRC24017A ¹¹	PG060212	53	54	12.8	11.5
TGRC24002 ¹²	PG061167	48	49	8.6	7.2
TGRC24002 ¹²	PG061168	49	50	10.8	8.4

Mineral Lease Application over Hyperion

Prodigy Gold has commenced the process of applying for a new Mineral Lease encompassing the Hyperion Deposit¹³. The application has been submitted to allow future development of the Hyperion Gold Deposit, which currently has an Indicated and Inferred Mineral Resource totaling 8.6Mt @ 1.5g/t Au for 407,000 ounces of gold¹⁴. Mineral Resources have been estimated on the assumption of an

¹⁰ ASX PRX: 21 March 2024

¹¹ ASX PRX: 22 October 2024

¹² ASX PRX: 6 November 2024

¹³ ASX PRX: 4 December 2024

¹⁴ ASX PRX: 29 July 2024

open pit mining operation, which will form the basis of future studies for the project. Drilling planned for the 2025 field season will be designed to improve the understanding of the potential for future underground mining of the Hyperion Deposit.

Metallurgical testwork completed on the Sues Lodes of the Deposit indicates recoveries of over 95% achieved on all material types¹⁵. Additional metallurgical testwork is currently underway¹⁶ on samples collected from the Hyperion and Tethys Lodes as part of the 2024 drilling campaign.

The new Mineral Lease application covers approximately 1,980Ha of EL9250, which fully encompasses the Hyperion Mineral Resource and space for the establishment of required site infrastructure including waste dumps, haul roads, workshops, camp and Run of Mine (ROM) stockpile pads.

Joint Venture Portfolio

Lake Mackay JV (IGO and IGO/Castile)

Prodigy Gold manages three Joint ventures for the Lake Mackay Project;

- Gold JV – 70% Prodigy Gold and 30% IGO
- Base Metal JV – 30% Prodigy Gold and 70% IGO
- Castile JV – Prodigy Gold 60%, IGO 26% and Castile 14%

No active exploration activities occurred during the December 2024 Quarter.

IGO have established a dataroom to determine if there are other parties interested in a joint venture or acquisition of the Project. While several companies are reviewing the data, nothing formal has been completed at this time.

Tobruk JV and Monza JV (Newmont)

Newmont has the right to earn up to 70% of Tobruk and 80% of Monza by sole funding exploration activities.

Field work reported for the December quarter comprised an airborne magnetic survey, as well as a detailed ground gravity program at the Tobruk Project and minor field reconnaissance and rock chip sampling at the Monza Project. Non-field work completed during the reporting period included the generation of further products of the depth of cover modelling and tenement reviews and reporting.

Tobruk

Works completed during the reporting period included:

- An airborne magnetic survey was conducted over a week during October 2024 by geophysical consultants Magspec Airborne Surveys. Around 640-line kilometres was captured over the JV titles.
- A detailed ground gravity program was undertaken by geophysical consultants Daishsat Geodetic Surveyors. A total of 688 gravity readings were collected.
- Tenement reviews also continued across the project area, resulting in Newmont relinquishing its rights under the JV to one Exploration Licence, and returning it to Prodigy Gold Management.

Monza

Work completed during the reporting period included:

- Minor field reconnaissance and rock chip sampling with the samples submitted for analysis with results pending.

¹⁵ ASX PRX: 12 June 2024

¹⁶ ASX PRX: 14 November 2024

- Consultant Resource Potentials were engaged to undertake depth to feature modelling during the reporting period on HVSR passive seismic data collected during the previous reporting period. Results for all areas have been returned and integrated into the depth of cover map.
- Results for the surface geochemical survey at the Dune prospect, located to the south of the Oberon Mineral Resource, and the survey completed over Anomaly 16 that were completed during the previous quarter remain outstanding.
- Tenement reviews also continued across the project area, resulting in Newmont relinquishing its rights under the JV to one Exploration Licence, and partial relinquishment to a second, returning them to Prodigy Gold Management.
- Renewal applications for seven of the eight granted Project Exploration Licences (ELs) were submitted.

Barrow Creek JV (Australasian Metals) - 10% PRX

No work was completed on the Barrow Creek Project during the reporting period.

Tanami West Exploration Tenements Divestment

The sales agreement with Stockton Mining Ltd (“Stockton”)¹⁷ covering 23 exploration titles expired during the reporting period¹⁸. Management of the Tanami West tenements has now returned to Prodigy Gold.

Environmental, Social and Governance

No significant incidents have been reported for this period.

Capital Raising

During August 2024, the Company issued a prospectus (Prospectus) for a non-renounceable entitlement offer to raise up to \$2.12 million (before expenses) (Entitlement Offer). Eligible Shareholders were offered the opportunity to subscribe for one (1) Share (New Share) for every two (2) Shares held. The issue price of New Shares under the Entitlement Offer was \$0.002 per New Share and Eligible Shareholders also received two (2) unquoted Attaching Options for every three (3) New Shares issued under the Entitlement Offer for nil additional consideration, having an exercise price of \$0.005 and expiry date of 30 November 2027.

The Entitlement Offer closed on 26 September 2024 and a total of 214,681,331 New Shares (raising \$429,363.27) and 143,120,754 Attaching Options were issued in early October 2024. Valid applications were also received by Netwealth Super, being an entity associated with Mr Mark Edwards, for 3,833,835 Shortfall Shares (raising \$7,667.67) and 2,555,890 Attaching Options, which were shareholder approved at the Company’s AGM held on 30 October 2024.

Subsequently the Directors engaged Ignite Equity Pty Ltd to place the remaining shortfall (Public Shortfall Offer) and firm bids for the remaining shortfall of 838,765,902 New Shares, not subscribed for pursuant to the Entitlement Offer and Shareholder Shortfall Offer, were received. The issue of these New Shares and Attaching Options occurred in several tranches and was fully completed on 5 November 2024 .

Capital Structure / Substantial Holder and Director Holding changes

At quarter end the Company had a total of 3,175,055,551 fully paid ordinary shares and 965,393,338 unlisted options on issue.

Following the participation in the Entitlement Offer both, Mark Edwards and Neale Edwards, lodged change of directors interest notices.

¹⁷ ASX: 30 November 2023

¹⁸ ASX: 26 November 2024

Prodigy Gold welcomed Ignite Equity Pty Ltd (and related entities) as a substantial holder of 5.6% of the Companies issued capital. Jetosea Pty Ltd further increased its holding to 15.04% and APAC Resources / Allied Property Investments reduced their holding to 29.55% of current shares on issue.

Cash Position

As at 31 December 2024, Prodigy Gold has A\$2.8 Million in available cash and has no debt.

Payments reported in the Appendix 5B under section 6.1 consist of remuneration paid to executive and non-executive directors of the Company, including PAYG and superannuation, on a cash basis.

Authorised for release by a resolution of Prodigy Gold's Board of Directors.

For further information contact:

Mark Edwards
Managing Director
+61 8 9423 9777

About Prodigy Gold NL

Prodigy Gold has a unique greenfields and brownfields exploration portfolio in the proven multi-million-ounce Tanami Gold Province hosting significant deposits such as Newmont Australia's Tanami operation and Oberon Deposit. Prodigy Gold is currently focused on the Tanami North Projects with further work required to understand the potential at the Buccaneer Project. The key strategic plan for Prodigy Gold over the coming 2 years includes:

- Advancing priority targets and further development of the Mineral Resources at the Tanami North Project;
- A mining options study on the Buccaneer and Old Pirate Mineral Resources to determine the next steps to advance the Twin Bonanza Project;
- Continue the process towards granting of the new Hyperion Mineral Lease;
- Systematic evaluation of all of Prodigy Gold targets to determine next steps with either further exploration, divestment or tenement relinquishment; and
- Support Joint Venture partners to expedite discovery on their projects.

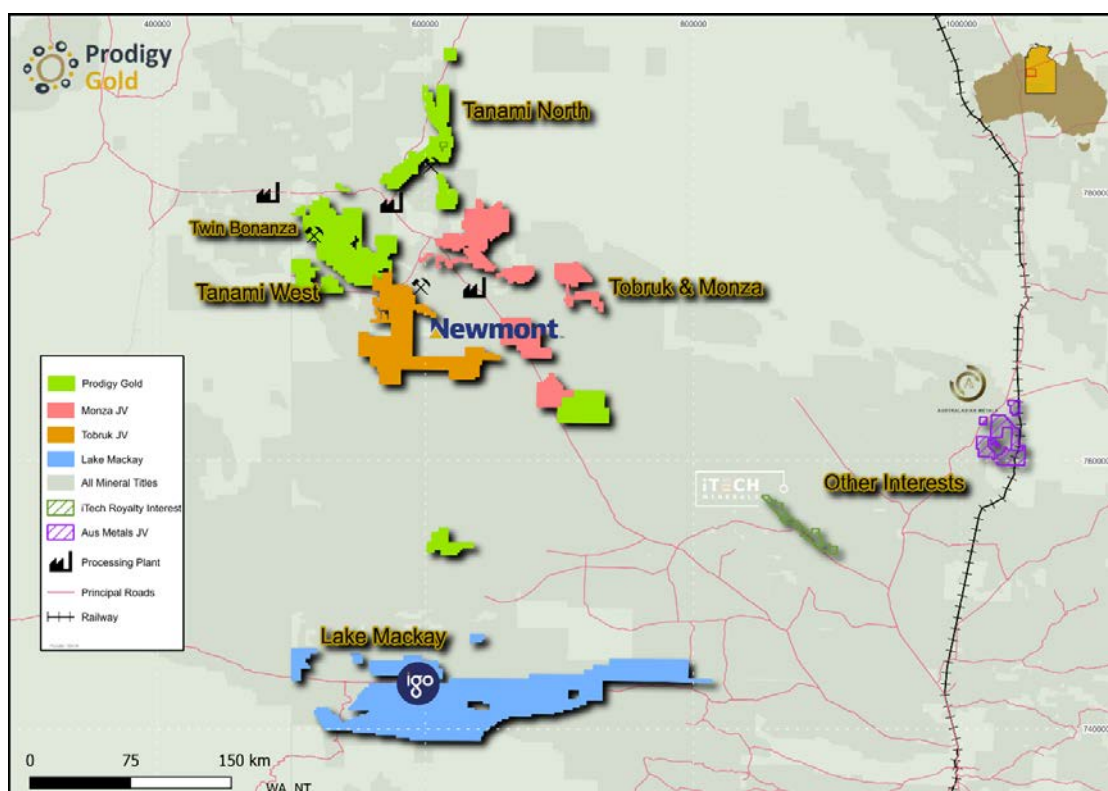


Figure 7 Prodigy Gold major project areas

Competent Person's Statement for Mineral Resources

The information in this announcement relating to Mineral Resources from Buccaneer, Tregony, Hyperion and Old Pirate is based on information reviewed and checked by Mr. Mark Edwards. Mr. Edwards is a Fellow of the Australasian Institute of Mining and Metallurgy (AusIMM – Membership number 220787) and Member of the Australasian Institute of Geoscientists (AIG – Membership number 3655) and has sufficient experience relevant to the style of mineralisation and type of deposits under consideration and to the activity he is undertaking to qualify as a Competent Person as defined in the 2012 Edition of the Australasian Code for Reporting of Exploration Results, Mineral Resources and Ore Reserves (the "2012 JORC Code"). Mr. Edwards is a full-time employee of the Company in the position of Managing Director and consents to the inclusion of the Mineral Resources in the form and context in which they appear. Mr. Edwards also visited each project site during July-2023.

The Company confirms that it is not aware of any new information or data that materially affects the Mineral Resources as reported on the 29 July 2024, 3 July 2024, 11 August 2023 and 19 August 2016, and the assumptions and technical parameters underpinning the estimates in the 29 July 2024, 3 July 2024, 11 August 2023 and 19 August 2016 releases continue to apply and have not materially changed.

The information in this report that relates to Mineral Resources for Hyperion was previously released to the ASX on the 29 July 2024 – Updated Mineral Resource for Hyperion Gold Deposit. This document can be found at www.asx.com.au (Stock Code: PRX) and at www.prodigygold.com.au. The 29 July 2024 release fairly represents data, geological modelling, grade estimation and Mineral Resource estimates completed by Mr. Mark Edwards who is a Fellow of the Australasian Institute of Mining and Metallurgy. At the time of the 29 July 2024 release Mr. Edwards was a full-time employee of Prodigy Gold. Mr. Edwards has previously provided written consent for the 29 July 2024 release.

The information in this report that relates to Mineral Resources for Tregony was previously released to the ASX on the 3 July 2024 – Updated Mineral Resource for Tregony Gold Deposit. This document can be found at www.asx.com.au (Stock Code: PRX) and at www.prodigygold.com.au. The 3 July 2024 release fairly represents data, geological modelling, grade estimation and Mineral Resource estimates completed by Mr. Mark Edwards who is a Fellow of the Australasian Institute of Mining and Metallurgy. At the time of the 3 July 2024 release Mr. Edwards was a full-time employee of Prodigy Gold. Mr. Edwards has previously provided written consent for the 3 July 2024 release.

The information in this report that relates to the Mineral Resources for Buccaneer was previously released to the ASX on the 11 August 2023 –Buccaneer Mineral Resource Update. This document can be found at www.asx.com.au (Stock Code: PRX) and at www.prodigygold.com.au. It fairly represents information compiled by Mr. Shaun Searle who is a Member of the Australasian Institute of Geoscientists and reviewed by Mr. Mark Edwards who is a Fellow of the Australasian Institute of Mining and Metallurgy. Mr. Edwards is the Mineral Resource Competent Person for this estimate. At this time of publication Mr. Edwards was a full-time employee of Prodigy Gold and Mr. Searle is a full-time employee of Ashmore Advisory Pty Ltd. Mr. Edwards and Mr Searle had previously provided written consent for the 11 August 2023 release.

The information in this report that relates to Mineral Resources for Old Pirate was previously released to the ASX on the 19 August 2016 – Old Pirate Updated Mineral Resource Estimate. This document can be found at www.asx.com.au (Stock Code: PRX) and at www.prodigygold.com.au. The 19 August 2016 release fairly represents information reviewed by Mr. David Williams, a Competent Person who is a Member of the Australasian Institute of Mining and Metallurgy. At the time of the 19 August 2016 release Mr. Williams was a full-time employee of CSA Global Pty Ltd. Mr. Williams has previously provided written consent for the 19 August 2016 release.

Competent Person's Statement for Exploration Results

The information in this report relating to exploration targets and exploration results is based on information reviewed and checked by Mr Mark Edwards, FAusIMM, MAIG. Mr. Edwards is a Fellow of the Australasian Institute of Mining and Metallurgy (AusIMM) and a Member of the Australasian Institute of Geoscientists (AIG). Mr Edwards is a full-time employee of Prodigy Gold NL and has sufficient experience which is relevant to the style of mineralisation and type of deposits under consideration and to the activity which he is undertaking to qualify as a Competent Person as defined in the 2012 edition of the "Australasian Code for Reporting Exploration Results, Mineral Resources and Ore Reserves". Mr Edwards consents to the inclusion in the documents of the matters based on this information in the form and context in which it appears.

The Company confirms that it is not aware of any new information or data that materially affects the information included in the original market announcement and, in the case of estimates of Mineral Resources that all material assumptions and technical parameters underpinning the estimates in the relevant market announcement continue to apply and have not materially changed. The Company confirms that the form and context in which the Competent Person's findings are presented have not been materially modified from the original market announcement.

Refer to previous Company ASX announcements for full resource estimation details, drill hole details, and intercept calculations. Prodigy Gold NL confirms that it is not aware of any new information or data that materially affects the information included in the original market announcement and that all material assumptions and technical parameters underpinning the estimates included in referenced previous market announcements continue to apply and have not materially changed.

The relevant announcements for the information in this report relate to previous ASX announcements relating to ASX Exploration Result and Exploration Targets are noted below:

Announcement Date	Announcement Title	Competent Person	At the time of release full-time employee of	Membership	Membership status
04.12.2024	Mineral Lease Application Lodged for Hyperion	Mr Mark Edwards	Prodigy Gold NL	AusIMM AIG	Fellow Member
26.11.2024	Expiry of Tenement Sale Agreement with Stockton	N/A			
14.11.2024	Exploration Update – Tanami North Project	Dr Andrew Dowling Mr Mark Edwards	IMO Pty Ltd Prodigy Gold NL	AusIMM AusIMM AIG	Fellow Fellow Member
06.11.2024	Final Results Received for Drilling Program at Tregony North	Mr Mark Edwards	Prodigy Gold NL	AusIMM AIG	Fellow Member
22.10.2024	Exceptional Drilling Results Returned from Hyperion Gold Deposit	Mr Mark Edwards	Prodigy Gold NL	AusIMM AIG	Fellow Member
02.09.2024	Drilling Commenced at Hyperion Gold Deposit	Mr Mark Edwards	Prodigy Gold NL	AusIMM AIG	Fellow Member
12.06.2024	Final Metallurgical Testwork Results for Hyperion Project	Dr Andrew Dowling Mr Mark Edwards	IMO Pty Ltd Prodigy Gold NL	AusIMM AusIMM AIG	Fellow Fellow Member
21.03.2024	Chryso PhotonAssay™ Technique Confirms High-Grade Brokenwood, Tregony and Hyperion Drill Results	Mr Mark Edwards	Prodigy Gold NL	AusIMM AIG	Fellow Member
29.01.2024	Further Positive Drilling Results from Tregony	Mr Mark Edwards	Prodigy Gold NL	AusIMM AIG	Fellow Member
30.11.2023	New Agreement with Stockton for Tanami Exploration Tenements	N/A			
30.08.2023 ASX:TAM	Mineral Resource Updates Completed for Gold Deposits in the Molech Area	Mr Graeme Thompson	MoJoe Mining Pty Ltd	AusIMM	Member
24.11.2022 ASX:TAM	Mineral Resource updates completed for five gold deposits on the Central Tanami Project Joint Venture Yields 1.5M ounces	Mr Graeme Thompson	MoJoe Mining Pty Ltd	AusIMM	Member
15.11.2021	Historic High Grades Confirm Potential of Tregony System	Mr Adriaan van Herk	Prodigy Gold NL	AIG	Member
07.12.2016	Exploration Update – Suplejack Drilling Results	Mr Matt Briggs	Prodigy Gold NL	AusIMM	Member
18.07.2016	Exploration Update – Suplejack Project	Mr Alwin van Roij	Prodigy Gold NL	AusIMM	Member

References

Crawford, A. F., Thedaud, N., Masurel, Q., & Maidment, D. W. (2024). Geology and regional setting of the Oberon gold deposit, Tanami Region. *Northern Territory Geological Survey AGES 2024 Conference* (pp. 83-87). Alice Springs: Northern Territory Geological Survey.

Appendix 5B

Mining exploration entity or oil and gas exploration entity quarterly cash flow report

Name of entity

Prodigy Gold NL

ABN

58 009 127 020

Quarter ended ("current quarter")

December 2024

Consolidated statement of cash flows	Current quarter \$A'000	Year to date (6 months) \$A'000
1. Cash flows from operating activities		
1.1 Receipts from customers (expenditure refunds from tenements under agreement)		
1.2 Payments for		
(a) exploration & evaluation	(663)	(1,141)
(b) development		
(c) production		
(d) staff costs	(162)	(317)
(e) administration and corporate costs	(58)	(187)
1.3 Dividends received (see note 3)		
1.4 Interest received	52	103
1.5 Interest and other costs of finance paid	(8)	(13)
1.6 Income taxes paid		
1.7 Government grants and tax incentives		
1.8 Other (provide details if material)		
1.9 Net cash from / (used in) operating activities	(839)	(1,555)
2. Cash flows from investing activities		
2.1 Payments to acquire or for:		
(a) entities		
(b) tenements		
(c) property, plant and equipment		
(d) exploration & evaluation		
(e) investments		
(f) other non-current assets		

Mining exploration entity or oil and gas exploration entity quarterly cash flow report

Consolidated statement of cash flows		Current quarter \$A'000	Year to date (6 months) \$A'000
2.2	Proceeds from the disposal of:		
	(a) entities		
	(b) tenements	-	100
	(c) property, plant and equipment		
	(d) investments		
	(e) other non-current assets		
2.3	Cash flows from loans to other entities		
2.4	Dividends received (see note 3)		
2.5	Other (provide details if material)		
2.6	Net cash from / (used in) investing activities	-	100

3.	Cash flows from financing activities		
3.1	Proceeds from issues of equity securities (excluding convertible debt securities)	2,115	2,115
3.2	Proceeds from issue of convertible debt securities		
3.3	Proceeds from exercise of options		
3.4	Transaction costs related to issues of equity securities or convertible debt securities	(114)	(152)
3.5	Proceeds from borrowings		
3.6	Repayment of borrowings		
3.7	Transaction costs related to loans and borrowings		
3.8	Dividends paid		
3.9	Other (cash bond for environmental guarantee)	9	(21)
3.10	Net cash from / (used in) financing activities	2,010	1,942

Mining exploration entity or oil and gas exploration entity quarterly cash flow report

4.	Net increase / (decrease) in cash and cash equivalents for the period		
4.1	Cash and cash equivalents at beginning of period	1,656	2,340
4.2	Net cash from / (used in) operating activities (item 1.9 above)	(839)	(1,555)
4.3	Net cash from / (used in) investing activities (item 2.6 above)	-	100
4.4	Net cash from / (used in) financing activities (item 3.10 above)	2,010	1,942
4.5	Effect of movement in exchange rates on cash held		
4.6	Cash and cash equivalents at end of period	2,827	2,827

5.	Reconciliation of cash and cash equivalents at the end of the quarter (as shown in the consolidated statement of cash flows) to the related items in the accounts	Current quarter \$A'000	Previous quarter \$A'000
5.1	Bank balances	2,827	1,656
5.2	Call deposits		
5.3	Bank overdrafts		
5.4	Other (provide details)		
5.5	Cash and cash equivalents at end of quarter (should equal item 4.6 above)	2,827	1,656

6.	Payments to related parties of the entity and their associates	Current quarter \$A'000
6.1	Aggregate amount of payments to related parties and their associates included in item 1 Director fees and salaries (incl. superannuation) on a cash basis	121
6.2	Aggregate amount of payments to related parties and their associates included in item 2	
<i>Note: if any amounts are shown in items 6.1 or 6.2, your quarterly activity report must include a description of, and an explanation for, such payments.</i>		

For personal use only

Mining exploration entity or oil and gas exploration entity quarterly cash flow report

7. Financing facilities	Total facility amount at quarter end \$A'000	Amount drawn at quarter end \$A'000
<i>Note: the term "facility" includes all forms of financing arrangements available to the entity. Add notes as necessary for an understanding of the sources of finance available to the entity.</i>		
7.1 Loan facilities	NIL	NIL
7.2 Credit standby arrangements		
7.3 Other (Guarantee Facility) ¹	2,381	2,381
7.4 Total financing facilities	2,381	2,381
7.5 Unused financing facilities available at quarter end		-
7.6 Include in the box below a description of each facility above, including the lender, interest rate, maturity date and whether it is secured or unsecured. If any additional financing facilities have been entered into or are proposed to be entered into after quarter end, include a note providing details of those facilities as well.		
¹ Prodigy Gold has guarantee facilities with the ANZ and CBA which do not require any security to be granted over the Company's assets. No interest is payable for the facilities as the funds drawn are fully cash-backed. Related fees are part of expenditure under point 1.5.		

8. Estimated cash available for future operating activities	\$A'000
8.1 Net cash from / (used in) operating activities (item 1.9)	(839)
8.2 (Payments for exploration & evaluation classified as investing activities) (item 2.1(d))	
8.3 Total relevant outgoings (item 8.1 + item 8.2)	(839)
8.4 Cash and cash equivalents at quarter end (item 4.6)	2,827
8.5 Unused finance facilities available at quarter end (item 7.5)	
8.6 Total available funding (item 8.4 + item 8.5)	2,827
8.7 Estimated quarters of funding available (item 8.6 divided by item 8.3)	3.4
<i>Note: if the entity has reported positive relevant outgoings (ie a net cash inflow) in item 8.3, answer item 8.7 as "N/A". Otherwise, a figure for the estimated quarters of funding available must be included in item 8.7.</i>	
8.8 If item 8.7 is less than 2 quarters, please provide answers to the following questions:	
8.8.1 Does the entity expect that it will continue to have the current level of net operating cash flows for the time being and, if not, why not?	
Answer:	
8.8.2 Has the entity taken any steps, or does it propose to take any steps, to raise further cash to fund its operations and, if so, what are those steps and how likely does it believe that they will be successful?	
Answer:	
8.8.3 Does the entity expect to be able to continue its operations and to meet its business objectives and, if so, on what basis?	
Answer:	
<i>Note: where item 8.7 is less than 2 quarters, all of questions 8.8.1, 8.8.2 and 8.8.3 above must be answered.</i>	

Compliance statement

- 1 This statement has been prepared in accordance with accounting standards and policies which comply with Listing Rule 19.11A.
- 2 This statement gives a true and fair view of the matters disclosed.

Date: 30 January 2025

Authorised by: The Board of Directors
(Name of body or officer authorising release – see note 4)

Notes

1. This quarterly cash flow report and the accompanying activity report provide a basis for informing the market about the entity's activities for the past quarter, how they have been financed and the effect this has had on its cash position. An entity that wishes to disclose additional information over and above the minimum required under the Listing Rules is encouraged to do so.
2. If this quarterly cash flow report has been prepared in accordance with Australian Accounting Standards, the definitions in, and provisions of, *AASB 6: Exploration for and Evaluation of Mineral Resources* and *AASB 107: Statement of Cash Flows* apply to this report. If this quarterly cash flow report has been prepared in accordance with other accounting standards agreed by ASX pursuant to Listing Rule 19.11A, the corresponding equivalent standards apply to this report.
3. Dividends received may be classified either as cash flows from operating activities or cash flows from investing activities, depending on the accounting policy of the entity.
4. If this report has been authorised for release to the market by your board of directors, you can insert here: "By the board". If it has been authorised for release to the market by a committee of your board of directors, you can insert here: "By the [name of board committee – eg Audit and Risk Committee]". If it has been authorised for release to the market by a disclosure committee, you can insert here: "By the Disclosure Committee".
5. If this report has been authorised for release to the market by your board of directors and you wish to hold yourself out as complying with recommendation 4.2 of the ASX Corporate Governance Council's *Corporate Governance Principles and Recommendations*, the board should have received a declaration from its CEO and CFO that, in their opinion, the financial records of the entity have been properly maintained, that this report complies with the appropriate accounting standards and gives a true and fair view of the cash flows of the entity, and that their opinion has been formed on the basis of a sound system of risk management and internal control which is operating effectively.

Summary of Mining Tenements as at 31 December 2024

Area of Interest	Tenement	Group's Interest	Tenement Status	Comments/Status Changes During the Quarter
NORTHERN TERRITORY				
TANAMI				
<i>Bluebush</i>	EL23659	100	granted	Returned to PRX management
	EL24436	100	granted	Returned to PRX management
	EL26610	100	granted	Returned to PRX management
	EL27127	100	granted	Returned to PRX management
	EL27589	100	granted	Returned to PRX management
	EL28327	100	granted	Returned to PRX management
	EL29860	100	granted	Returned to PRX management
	EL31288	100	granted	Returned to PRX management
	EL31290	100	granted	Returned to PRX management
	EL31291	100	granted	Returned to PRX management
	EL30944	100	application	Returned to PRX management
<i>Bonanza</i>	EL25194	100	granted	Returned to PRX management
	EL26608	100	granted	Returned to PRX management
	EL27378	100	granted	Returned to PRX management
	EL28322	100	granted	Returned to PRX management
	EL28324	100	granted	Returned to PRX management
	EL28325	100	granted	Returned to PRX management
	EL28328	100	granted	Returned to PRX management
	EL28394	100	granted	Returned to PRX management
	EL31289	100	granted	Returned to PRX management
	EL33724	100	granted	
	ML29822	100	granted	
		ML33459	100	granted
	EL30814	100	application	Returned to PRX management
<i>Hyperion</i>	EL9250	100	granted	
	EL27125	100	granted	
	EL27979	100	granted	
	EL31331	100	granted	
	EL31530	100	granted	
	EL32055	100	granted	
	EL26623	100	application	
	EL32056	100	application	
	EL33487	100	application	
	ML34047	100	application	New Mineral Lease application over EL9250
<i>Abroholos</i>	EL29833	100	application	
<i>Tobruk ⁽¹⁾</i>	EL25156	100	granted	
	EL25191	100	granted	
	EL25192	100	granted	
	EL28785	100	granted	
	EL29832	100	granted	
	EL29859	0	ceased	surrendered
	EL30270	100	application	
	EL30274	100	application	
	EL32057	100	application	
<i>Monza JV ⁽²⁾</i>	EL25845	100	granted	
	EL26590	100	granted	
	EL26591	100	granted	
	EL26613	100	granted	
	EL26615	100	granted	
	EL26618	100	granted	
	EL26620	0	ceased	surrendered

For personal use only

Area of Interest	Tenement	Group's Interest	Tenement Status	Status Changes During the Quarter
<i>Monza JV</i> ⁽²⁾	EL26673	100	granted	
	EL29834	100	application	
	EL30271	100	application	
	EL30272	100	application	
	EL30273	100	application	
	EL30283	100	application	
<i>Tanami Ngungaju JV</i> ⁽³⁾	EL26628	90	granted	Returned to PRX management
	EL29828	90	granted	Returned to PRX management
	EL26627	90	application	
LAKE MACKAY				
<i>Tekapo</i>	EL28682	100	application	
<i>Lake Mackay Gold JV</i> ⁽⁴⁾	EL25146	70	granted	IGO Limited
	EL31234	70	granted	IGO Limited
	EL31913	70	application	IGO Limited
<i>Castile JV</i> ⁽⁵⁾	EL31794	60	granted	Castile Resources Pty Ltd
<i>Warumpi</i> ⁽⁶⁾	EL24915	30	granted	
	EL30730	30	granted	
	EL30731	30	granted	
	EL31721	30	application	IGO Limited
	EL31722	30	application	IGO Limited
	EL32095	30	application	IGO Limited
	EL32096	30	application	IGO Limited
	EL32097	30	application	IGO Limited
	EL32098	30	application	IGO Limited
	EL32099	30	application	IGO Limited
	EL32100	30	application	IGO Limited
	EL32101	30	application	IGO Limited
	EL32102	30	application	IGO Limited
EL32103	30	Application	IGO Limited	
NORTH ARUNTA				
<i>Australasian Gold JV</i> ⁽⁷⁾	EL28515	10	granted	Australasian Metals Limited
	EL29724	10	granted	Australasian Metals Limited
	EL29725	10	granted	Australasian Metals Limited
	EL30470	10	granted	Australasian Metals Limited
	EL30507	10	granted	Australasian Metals Limited

- 1) Farm-in and Joint Venture Agreement with Newmont Exploration Pty Ltd earning up to a 70% interest in the tenements
- 2) Farm-in and Joint Venture Agreement with Newmont Exploration Pty Ltd earning up to an 80% interest in the tenements
- 3) Joint Venture with Ngungaju Lithium Operations Pty Ltd 10% / Prodigy Gold 90%
- 4) Joint Venture with Prodigy Gold 70% / IGO Limited 30%
- 5) Joint Venture between Castile Resources Pty Ltd (14%), IGO Limited (26%) and Prodigy Gold (60%)
- 6) Joint Venture with IGO Limited 70% / Prodigy Gold 30%
- 7) Joint Venture with Australasian Metals Limited 90% / Prodigy Gold 10%