



Annual Report

For the year ended 30 June 2024

Contents

	Page
Corporate Directory	3
Directors' Report	4
Auditor's Independence Report	15
Consolidated Entity Disclosure Statement	16
Directors Declaration	17
Statement of Comprehensive Income	18
Statement of Financial Position	19
Statement of Cash Flows	20
Statement of Changes in Equity	21
Notes to the Consolidated Financial Statements	22
Independent Audit Report	44
ASX Additional Information	49

ACN: 100 714 181

ASX Code: KRR

King River Resources Limited shares are listed on the Australian Stock Exchange (ASX)

DIRECTORS

Anthony Barton	(Chair)
Leonid Charuckj	(Director)
Greg MacMillan	(Director)

COMPANY SECRETARIES

Greg MacMillan
Kathrin Gerstmayr

REGISTERED OFFICE

254 Adelaide Tce
Perth WA 6000
Tel: (08) 9221 8055
Fax: (08) 9325 8088
Email: info@kingriverresources.com.au

SOLICITORS

Fairweather Corporate Lawyers
589 Stirling Highway
Cottesloe WA 6011

BANKERS

ANZ Banking Corporation
77 St George's Terrace
Perth WA 6000

SHARE REGISTER

Automic Group
Level 2, 267 St Georges Terrace
Perth WA 6000

AUDITORS

Ernst and Young
11 Mounts Bay Road
Perth WA 6000

INTERNET ADDRESS

www.kingriverresources.com.au

CORPORATE GOVERNANCE STATEMENT

www.kingriverresources.com.au/investors/corporate-governance/

Directors Report



The directors submit their report for King River Resources Limited ("King River" or "the Company") and its controlled entities for the year ended 30 June 2024.

DIRECTORS

The names and details of the Company's directors in office during the financial year and until the date of this report are as follows below. The directors were in office for the entire period unless otherwise stated. No director has served as a director of any other ASX Listed Company in the past 3 years unless mentioned below.

Anthony Barton

Chair

Appointed 21 May 2007

Mr Barton has been involved in founding and growing a number of successful listed public companies. He has extensive experience in capital markets, corporate finance, funds management and venture capital and has had advisory roles in the incorporation and listing of many Australian based resource companies.

Mr Barton is the founding Executive Chairman of the boutique investment bank Australian Heritage Group. He is a graduate of the Royal Melbourne Institute of Technology with a Bachelor of Business (Accountancy) degree and has in excess of 40 years of commercial experience having also acted in senior executive and director capacities for two leading Australian stockbroking firms.

Leonid Charuckyj

Director

Appointed 13 December 2011

Mr. Charuckyj (B.E. and M.Eng-Sc. Melbourne University) has had extensive experience over a broad range of technical, engineering, management and corporate roles including senior positions in government, public and private industry both in Australia and overseas. His focus has been on the environmental, pollution control and waste management industries and on the energy and mining industries amongst others.

This has included such diverse roles as representing Australia as an expert engineering advisor in the Middle East, developing and commercialising new technologies (both in the public company arena and for major international groups), and managing all aspects of an industrial minerals development from mine and processing to product development and marketing.

Gregory MacMillan

Director - Appointed 2 July 2014

Joint Company Secretary - Appointed 9 August 2012

Mr. MacMillan has wide ranging corporate, financial, capital markets and commercial experience in excess of 35 years. Mr MacMillan has held the positions of director, company secretary, chief financial officer, and corporate finance executive in numerous companies across the finance, mining and commercial sectors. He holds a Bachelor of Business degree, is a Certified Practising Accountant and a Chartered Company Secretary.

COMPANY SECRETARY

Kathrin Gerstmayr

Joint Company Secretary

Appointed 4 April 2019

Ms. Gerstmayr commenced her career working for a chartered accounting and business advisory firm as tax manager, before moving into senior finance roles in a variety of industries. She holds a Bachelor of Commerce degree (Professional Accounting and Marketing Management), Graduate Diploma of Applied Finance and Graduate Diploma of Financial Planning. Ms Gerstmayr, is a member of CPA Australia and the Governance Institute of Australia.

CORPORATE STRUCTURE

King River is a company limited by shares that is incorporated and domiciled in Australia. King River has fully owned subsidiaries:

- Treasure Creek Pty Ltd
- Kimberley Gold Pty Ltd
- Whitewater Minerals Pty Ltd
- High Purity Metals Pty Ltd

The Group has prepared a consolidated financial report incorporating the entities that it controlled during the financial year.

NATURE OF OPERATIONS AND PRINCIPAL ACTIVITIES

King River has a portfolio of 100% owned tenements covering approximately 6,641 square kilometres in the Tennant Creek region of the Northern Territory, and a portfolio of 100% owned tenements covering approximately 351 square kilometres, in the East Kimberley region in Western Australia. The principal activities of the entities within the Group during the year was the ongoing exploration and geophysical activities in Tennant Creek.

OPERATIONS REPORT

Gold Project

King River continued exploration at its Tennant Creek and Mount Remarkable Gold Projects.

Tennant Creek

The Tennant Creek Project is located to the East, Southeast and South of the very rich historic goldfields of Tennant Creek comprising gold and copper exploration leases. The Tennant Creek tenements are held by King River's 100% subsidiary Treasure Creek Pty Ltd and there are 18 tenements covering 6,641 square kms and is very prospective for gold and copper.

Mt Remarkable

The Mt Remarkable Project is located 200km southwest of Kununurra in the East Kimberley, Western Australia. The Mt Remarkable tenements are held by King River's 100% subsidiary Whitewater Minerals Pty Ltd and cover the prospective Whitewater Volcanic rocks that extend 200km along a NE-SW strike south of the Speewah Dome. Mt Remarkable covers 4 tenements totalling 351 square kms and is prospective for gold and copper.

Tennant Creek Exploration and Drill Program

The primary focus of King River during the 2024 financial year was the exploration and drill program for Iron Oxide Copper-Gold (IOCG) targets at the Langrenus Prospect and gold targets at the Kurundi Prospect (Figure 1) within the Tennant East Project area (KRR ASX releases 4 June 2024 and 28 June 2024).

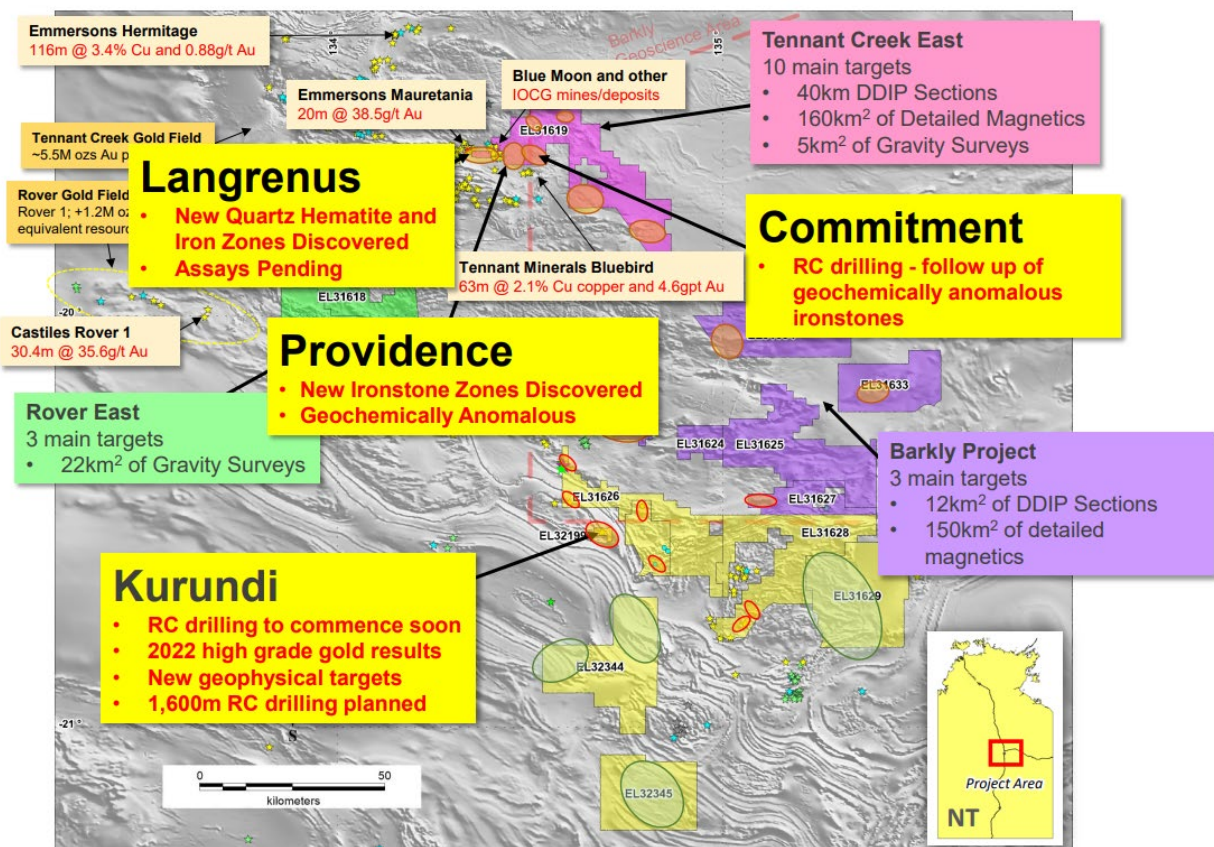


Figure 1: King River tenements in Tennant Creek: main project areas and main target zones (coloured ellipses) identified from the 2023 Geophysical Exploration Program.

During the 2024 financial year King River announced a \$2 million drill budget to follow up on targets generated from the 2023 geophysics program targeting prospective IOCG areas at Rover East, Tennant East, Barkly and Kurundi, including multiple

targets along strike of geophysical and geological trends associated with other known significant deposits of high-grade Copper and Gold including Rover, Bluebird and Mauretania (KRR ASX releases 8 March 2023, 31 May 2023 and 11 October 2023). A total of 10,800 metres in 61 holes were planned at 13 prospects.

Drilling was planned to commence in late February 2024 but was postponed due to heavy rains after cyclone Lincoln and Meagan that damaged access roads and created very damp group conditions for heavy drill equipment.

ENVIRONMENTAL REGULATION AND PERFORMANCE

The consolidated entity's environmental obligations are regulated under both State and Federal law. All environmental performance obligations are monitored by the Board and subjected from time to time to Government agency audits and site inspections. The consolidated entity has a policy of at least complying with, but in most cases exceeding, its statutory environmental performance obligations. No environmental breaches have occurred or have been notified by any Government agencies during the year ended 30 June 2024.

MATERIAL RISK OVERVIEW

King River's exploration activities has associated inherent risks, and the Board is unable to provide assurance of the expected results. Due to the speculative nature of the undertaking, the material business risks and how these risks are managed by the Company are outlined below.

Exploration and operational risk

The Company is in the early stages of exploration and there can be no assurance that the exploration programme will result in the discovery of an economic mineable reserve or resource. The exploration activities on existing tenements may prove to be unsuccessful and this may result in the reduction in the project value, a diminution in cash reserves and possible relinquishment of the respective tenements or exploration licences.

The Company's future exploration activities may be affected by a range of factors including, but not limited to, maintaining the title of tenements, and obtaining all consent and approvals necessary, geological conditions, adverse weather, changes in government policies or legislation that affect mining and exploration activities, and unforeseen operational difficulties outside the control of the Company. The Company manages this risk by conducting exploration activities during times of expected favourable seasonal weather patterns, extensive planning and engaging qualified professionals and contractors to complete the work.

Future capital raising

The development of the Company's projects may require additional funding in the future. While previous capital raises have been well-supported, there can be no assurance of the availability of future capital or favourable financing options if and when required. Any additional capital raising may be dilutive to shareholders. If the Company is unable to obtain additional funding as needed, it may be required to reduce the scope of its exploration activities.

Global economic and financial conditions

The Company and resources industry are impacted by global economic and financial conditions. There are a number of factors that can impact the devaluations and volatility in global and domestic equity, commodity, foreign exchange and precious metal markets, including global geopolitical tensions and inflationary economic environments. A slowdown in the financial markets or other economic conditions may adversely affect the Company's share price, exploration plans and ability to fund activities.

Climate risk

There are a number of climate-related factors that may significantly change the industry in which the Company operates, including market changes related to climate change mitigation and new or expanding regulations associated with the transition to a lower-carbon economy. Climate change may cause certain environment and physical risks that cannot be anticipated by the Company, including events such as increased severity of weather patterns, extreme weather events and longer-term physical risks such as shifting climate patterns. While the Company endeavours to manage these risks and limit any consequential impacts, there can be no guarantee that the Group will not be impacted by these occurrences.

LIKELY DEVELOPMENTS AND EXPECTED RESULTS

The consolidated entity's primary focus is the ongoing drilling program at Tennant Creek and exploration of the Company's Gold project at Treasure Creek and Mt Remarkable. The Gold projects exploration results will be reviewed, and an update will be provided in due course.

Directors Report



CAPITAL STRUCTURE

As at the date of this report the Company had 1,528,220,751 (2023: 1,553,524,947) fully paid ordinary shares. There are no unlisted or listed options over ordinary shares on issue (2023: nil). There are 125,000 performance rights (2023: nil) subject to vesting conditions on issue. Details of the terms of the performance rights and options are outlined in Note 19 of the consolidated financial statements.

REVIEW OF CONSOLIDATED FINANCIAL CONDITION

The consolidated entity recorded an operating profit after income tax of \$2,074,303 (2023: \$3,686,732 profit). There was no dividend declared or paid during the year. As at 30 June 2024 the Group had a net current asset surplus of \$7,629,676 (2023: \$10,364,809 surplus).

CASH FROM OPERATIONS

The net cash outflow used for operating activities was \$372,742 (2023: \$329,981 outflow). The cash balance at year end was \$3,935,830 (2023: \$3,145,977).

EARNINGS/(LOSS) PER SHARE	2024	2023	2022	2021	2020
Basic and diluted earnings/(loss) per share (cents)	0.13	0.24	(0.20)	(0.06)	(0.09)
Share price	0.014	0.007	0.020	0.026	0.033

SIGNIFICANT CHANGES IN THE STATE OF AFFAIRS

Receivable for Sale of Speewah Project

King River Resources Ltd signed a binding term sheet on 17 February 2023 with ASX listed resources company Tivan Limited (ASX: TVN) ("Tivan") by which Tivan acquired 100% of the issued capital of Speewah Mining Pty Ltd, the owner of the Speewah Vanadium-Titanium-Iron Project ("Speewah Project") in the East Kimberley region of North Western Australia. The consideration comprised \$10 million in Tivan shares (100 million shares at a deemed issue price of \$0.10 per share) ("Shares") and \$10 million in staged cash payments.

King River received cash payments totalling \$5 million (in April 2023 and July 2023) and been issued 100 million Tivan Shares (April 2023) which are subject to voluntary escrow until 17 February 2025. The remaining cash payment of \$5 million owing to King River was payable by 17 February 2024.

On 12 February 2024 King River reached an agreement with Tivan to restructure the terms of Tivan's final \$5 million payment owing for the acquisition of the Speewah Project.

King River and Tivan agreed to a restructure of the remaining payment as follows:

- The total amount payable by Tivan on 12 February 2024 was \$5 million.
- Tivan will make payment of \$1 million to King River upon completion of a capital raising by Tivan during Q1 2024. Should Tivan's Q1 2024 capital raisings exceed \$5 million, Tivan will make payment of an additional amount to King River of 50% of the amount raised above \$5 million.
- Tivan will make payment of \$1 million to King River upon completing any capital raising post Q1 2024. Should a post Q1 2024 capital raising, in aggregate with Q1 2024 capital raisings, exceed \$5 million, Tivan will make payment of an additional amount to King River of 50% of the amount raised above \$5 million.
- At 17 February 2025, any balance of the \$5 million still owing to King River will become due and payable.

In addition, Tivan also agreed with King River that if the value of the 100 million shares held by King River is less than \$10 million on 17 February 2025, calculated on the basis of Tivan's preceding 30 day volume weighted average price ("VWAP"), then the Tivan shall issue to King River such additional number of Tivan shares at that VWAP which when combined with the existing 100 million Shares is valued at a total of \$10 million. If Tivan's VWAP at 17 February 2025 equals \$0.10 or more, no additional shares will be issued to King River. If any additional shares are required to be issued, the Company shall comply with any relevant requirements under the ASX Listing Rules and Corporations Act 2001.

On 27 March 2024, King River received a cash payment of \$1 million in accordance with the restructured payments terms detailed above. As at 30 June 2024 the deferred cash consideration of \$4 million for the sale of Speewah Project remains owing to King River, plus any Tivan shares to be issued at 17 February 2025. This deferred consideration is secured by a general security deed over the issued capital of Speewah Mining Pty Ltd.

On 8 July 2024, King River received a cash payment of \$1.6 million in accordance with the restructured payments terms detailed above. As the date of this report the deferred cash consideration of \$2.4 million for the sale of Speewah Project remains owing to

Directors Report



King River, plus any Tivan shares to be issued at 17 February 2025. This deferred consideration is secured by a general security deed over the issued capital of Speewah Mining Pty Ltd.

On-Market Share Buy-Back

On 10 July 2023 the Company commenced an on-market share buy-back of up to 10% of its ordinary shares over the next 12 months. The Company has set the maximum number of shares proposed to be bought back of approximately 155,352,495 ordinary shares, being 10% of the lowest number of ordinary shares issued during the previous 12 months. Pursuant to the Corporations Act 2001 (Cth), companies are permitted to buy-back up to 10% of the lowest number of voting shares on issue during the previous 12 months, without requiring shareholder approval.

The number of shares purchased, the purchase price, and timing of the Buy-back will be subject to the Company's prevailing market conditions, share price and other considerations including unforeseen circumstances. The Company reserves the right to vary the terms, suspend or terminate the buy-back at any time, subject to and in accordance with applicable legal requirements.

During the year ended 30 June 2024, 25,304,196 King River ordinary shares were bought back on-market at an aggregate consideration (before expenses) of \$227,433, an average of \$0.0089 per share. All shares bought back during the year have subsequently been cancelled on 26 June 2024.

There were no other significant changes made to the Company's state of affairs during the financial year.

SIGNIFICANT EVENTS AFTER THE BALANCE DATE

On 5 July 2024 the Company announced it has extended the time period to complete its existing on-market share buy-back of up to 155,352,495 ordinary shares by 12 months, until 24 July 2025.

On 8 July 2024 the Company received a cash payment of \$1.6million in accordance with the restructured payment terms detailed above, for the acquisition of the Speewah Project by Tivan. The balance of deferred consideration of \$2.4million for the sale of Speewah Project, plus any additional Tivan shares to be issued at 17 February 2025, remains owing to King River as at the date of this report and is to be paid by 17 February 2025. The Company's cash position on 8 July 2024 was \$5,281,296.

There were no other significant events following the balance date that affected the Company's equity or state of affairs.

INTERESTS IN THE SHARES AND PERFORMANCE RIGHTS OF THE COMPANY

As at the date of this report, the direct and indirect interests of the directors in the shares of the Company were:

		Ordinary Shares	Performance Rights Over Ordinary Shares ¹
Anthony Barton	Chairman	104,660,157	25,000,000
Leonid Charuckij	Director	18,162,121	25,000,000
Greg MacMillan	Director	35,468,109	25,000,000
Total		158,290,387	75,000,000

¹ During the 2024 financial year, King River issued 75,000,000 performance rights to Directors as approved at the 2023 Annual General Meeting held on 16 November 2023. The performance rights are subject to vesting conditions and will expire on the earlier of the performance rights lapsing and being forfeited or 3 years from issue date. The performance rights did not vest during the year ended 30 June 2024. Please refer to Note 19 Share Based Payments of the financial statements.

LOAN PLAN SHARES

As at the date of this report, there are 10,000,000 loan plan shares issued to Chief Geologist.

Date Shares Granted	Limited Recourse Loan Term End Date	Fair Value per Shares at Grant	Number of Shares	Escrowed
14-August- 2019	14-Aug-2026	\$0.0254	10,000,000	-
			10,000,000	-

On 14 August 2019 the Company issued 10,000,000 Loan Plan Shares to the Chief Geologist at the market price of 3.2 cents per share. The shares have been funded by a limited recourse loan from the Company with a varied loan repayment date of 14 August 2026 and zero interest rate, the loan is repayable at the end of the term or from the proceeds of any shares sold. In the event that any shares sold are less than 3.2 cents the Company will only recoup the value of the shares sold at the respective price in repayment of the loan, or part thereof.

Directors Report



The Loan Plan Shares were provided at no cost to the recipient. The Loan Plan Shares have been accounted for as an in-substance option award. The fair value of the equity instrument granted was estimated as at the date of grant using the Black and Scholes model taking into account the terms and conditions upon which the shares were granted. Please refer to Note 19 Share Based Payments of the financial statements.

SHARES UNDER OPTION

As at the date of this report, there were no unissued ordinary shares under granted options.

SHARES ISSUED ON EXERCISE OF OPTIONS

During or since the end of the financial year, there were no shares issued on options exercised.

INDEMNIFICATION AND INSURANCE OF DIRECTORS AND OFFICERS

The Company has entered into Director and Officer Protection Deeds ("D&O Deed") with each Director and the Company Secretary ("Officers"). Under the D&O Deed, the Company indemnifies the Officers to the maximum extent permitted by law and the Constitution against legal proceedings, damage, loss, liability, cost, charge, expense, outgoing or payment (including legal expenses on a solicitor/client basis) suffered, paid or incurred by the officers in connection with the Officers being an officer of the Company, the employment of the officer with the Company or a breach by the Company of its obligations under the D&O Deed.

Also pursuant to the D&O Deed, the Company must insure the Officers against liability and provide access to all board papers relevant to defending any claim brought against the Officers in their capacity as officers of the Company. The Company has paid insurance premiums in respect of liability for any current and future directors, Company secretary, executives and employees of the Company. This amount is payable in total, and no specific amount is included in the directors' remuneration. The Directors have not included details of the premium paid in respect of the Directors' and Officers' liability and legal expenses' insurance contracts, as such disclosure is prohibited under the terms of the contract.

ROUNDING

The amounts contained in this report and in the financial report have been rounded to the nearest dollar.

REMUNERATION REPORT (AUDITED)

This report details the nature and amount of remuneration for each director of King River Resources Limited, and for the executives in accordance with the requirements of the *Corporations Act 2001* and its Regulations. For the purposes of this report, key management personnel (KMP) of the Company and the Group are defined as those persons having authority and responsibility for planning, directing and controlling the major activities of the Group, directly or indirectly, including any director (whether executive or otherwise) of the Company.

For the purposes of this report, the term "executive" encompasses the chief executive and senior executives of the Company.

Details of key management personnel

(i) Directors	
A Barton	Executive Chairman
L Charuckyj	Non-Executive Director
G MacMillan	Executive Director / Company Secretary

Other than as detailed above there are no other Key Management Personnel of the Company.

1. Remuneration Committee

The Remuneration Committee of the Board of Directors of King River is responsible for determining and reviewing compensation arrangements for the directors and executives. The Remuneration Committee assesses the appropriateness of the nature and amount of emoluments of such officers on a periodic basis by reference to relevant employment market conditions with the overall objective of ensuring maximum stakeholder benefit from the retention of a high-quality board and executive team. Such officers are given the opportunity to receive their base emolument in a variety of forms including cash and fringe benefits such expense payment plans. It is intended that the manner of payment chosen will be optimal for the recipient without creating undue cost for the Company.

2. Use of Independent Remuneration Consultants

During the year ended 30 June 2024 no external remuneration consultants were engaged to assist the Group in any capacity.

3. Remuneration Policy

The Company's remuneration policies are reflected in the Charter of the Remuneration Committee. It is the Company's objective to provide maximum stakeholder benefit from the retention of high-quality Board and executive team by remunerating directors and key executives fairly and appropriately with reference to relevant employment market conditions.

The Company's remuneration policy is to establish competitive remuneration (including performance incentives) consistent with long term development and success, to ensure remuneration is fair and reasonable (taking into account all relevant factors, and within appropriate controls or limits), that all remuneration packages are reviewed annually or on an ongoing basis in accordance with management's remuneration packages, and that retirement benefits or termination payments (other than notice periods) will not be provided or agreed other than in exceptional circumstances.

It is the Company's objective that the remuneration policy aligns with achievement of strategic objectives and creation of long-term value for shareholders. The Company assesses each employee annually based upon the individual performance in carrying out the agreed responsibilities of the employee which have been developed in consideration of the Company's long-term goals. The performance incentive component is reflected as part of the increase in salary and the issue of equity-based compensation for each employee on an annual basis.

The Company has a formal policy to prohibit executives from entering into arrangements to protect the value of unvested long term incentive awards. The Company performance related payments and long-term incentive awards are under ongoing review and will be included when deemed appropriate given the Company position and performance at the time.

The table below sets out summary information about the Group's results and movements in shareholders wealth for the five years to 30 June 2024:

Description	30-Jun-24	30-Jun-23	30-Jun-22	30-Jun-21	30-Jun-20*
Revenue and other income	\$2,774,751	\$9,148,156	\$2,324	\$6,094	\$1,764
Net profit/(loss) before tax	\$2,074,303	\$7,459,879	(\$3,062,768)	(\$968,842)	(\$1,115,536)
Net profit/(loss) after tax	\$2,074,303	\$3,686,732	(\$3,062,768)	(\$968,842)	(\$1,115,536)
Share price at end of year	\$0.014	\$0.007	\$0.020	\$0.026	\$0.032
Market capitalisation	\$21.40m	\$10.87m	\$31.07m	\$40.39m	\$39.96m
Basic earnings/(loss) cents per share	0.13	0.24	(0.20)	(0.06)	(0.09)
Diluted earnings/(loss) cents per share	0.13	0.24	(0.20)	(0.06)	(0.09)

*Comparatives have not been adjusted for the changes due to the adoption of AASB 16 in 2020.

The Group realised a net profit after tax during the years ended 30 June 2023 and 30 June 2024, as a result of the sale of the Speewah Project and the restructured payment terms. During the year ended 30 June 2024, the disposal of the Speewah Project derived a net profit before tax on sale of asset of \$2,400,000 (2023: \$8,614,950).

4. Non Executive Director Remuneration

4.1 Fixed Remuneration

The aggregate remuneration of non executive directors will not exceed the maximum approved amount of \$150,000, excluding share-based remuneration, approved at Annual General Meeting on 24 April 2007. The board seeks to set aggregate remuneration at a level which provides the Company with the ability to attract and retain directors of the highest calibre, whilst incurring a cost which is acceptable by shareholders. The amount of aggregate remuneration sought to be approved by shareholders and the manner in which it is apportioned amongst directors is reviewed annually. The board considers fees paid to non executive directors of comparable companies when undertaking the annual review as well as additional time commitment of directors who serve on one or more sub committees and assistance to the Company with new investment opportunities. Each of the non executive directors during the financial year received a salary of \$40,000 per annum plus statutory superannuation guarantee where superannuation is paid. Remuneration of non executive directors for the year ended 30 June 2024 is disclosed in Table 1 under the remuneration section of this report.

4.2 Variable Remuneration – Short Term Incentives

Non executive directors do not receive performance based bonuses or additional remuneration for their membership of subsidiary boards or committees.

4.3 Variable Remuneration – Long Term Incentives

The Board has the discretion to make awards on an annual basis subject to the Company and individual performance.

King River's variable remuneration during the 2024 financial year comprised a one-off issue of performance rights to Directors subject to vesting conditions, as approved by shareholders at the 2023 Annual General Meeting held on 16 November 2023. The Performance Rights will vest upon the Company's 20-day volume weighted average share price achieving \$0.05 or higher at any time in the 3 years after the date of issue of the performance rights. Vesting of awards is conditional on continuity of office or engagement with King River. The performance rights were issued to recognise and reward Key Management Personnel for their ongoing commitment and contribution to the Company, and to align these rewards to creation of shareholder wealth over time and ensure long term retention.

5. Executive Director Remuneration

The Company aims to reward executives with a level and mix of remuneration commensurate with their position and responsibilities within the company so as to:

- reward executives for Company and individual performance;
- align the interests of executives with those of shareholders;
- link reward with the strategic goals and performance of the company; and
- ensure total remuneration is competitive by market standards.

Executive remuneration comprises of

- base pay and benefits; and
- long term incentives through equity based compensation.

From time to time, the Company reviews the structure and composition of variable remuneration to ensure it remains relevant and market competitive.

5.1 Fixed Remuneration

Base pay and benefits

The director fees is structured as a total employment cost package that may be delivered as combination of cash and salary sacrifice superannuation at the executive's discretion.

Executives directors are paid in line with the Non-Executive Director Remuneration detailed at 4.1 Fixed Remuneration. Reference is made to industry benchmarks to ensure that the base pay is set to reflect the market for a comparable role. Base pay is reviewed annually, to ensure the executive's pay is competitive with comparable positions of responsibility. There is no guaranteed base pay increases for any executive director contract.

Each of the executive directors during the financial year received a salary of \$40,000 per annum plus statutory superannuation guarantee where superannuation is paid. Remuneration of executive directors for the year ended 30 June 2024 is disclosed in Table 1 under the remuneration section of this report.

5.2 Variable Remuneration – Short Term Incentives

During the financial year the Company had no contractual obligations to provide short term incentives to the Key Management Personnel of the Company.

5.3 Variable Remuneration – Long Term Incentives

The Board has the discretion to make awards on an annual basis subject to the Company and individual performance.

King River's variable remuneration during the 2024 financial year comprised a one-off issue of performance rights to Directors subject to vesting conditions, as approved by shareholders at the 2023 Annual General Meeting held on 16 November 2023. The Performance Rights will vest upon the Company's 20-day volume weighted average share price achieving \$0.05 or higher at any time in the 3 years after the date of issue of the performance rights. Vesting of awards is conditional on continuity of office or engagement with King River. The performance rights were issued to recognise and reward Key Management Personnel for their ongoing commitment and contribution to the Company, and to align these rewards to creation of shareholder wealth over time and ensure long term retention.

Directors Report

6. Remuneration of Key Management Personnel of the Company

Details of the remuneration of each director of King River and the consolidated entity for the year ended 30 June 2024 are set out in the following tables.

Table 1: Remuneration for the year ended 30 June 2024

30 June 2024 Directors	Short Term Salary & Fees	Post-Employment Superannuation	Share Based Payments Performance Rights ¹	Total	Performance Based Remuneration as % of Total
	\$	\$	\$	\$	\$
A Barton	40,000	4,400	42,498	86,898	49%
L Charuckyj	40,000	4,400	42,498	86,898	49%
G MacMillan	40,000	4,400	42,498	86,898	49%
Total¹	120,000	13,200	127,494	260,694	49%

¹ During the year ended 30 June 2024 the Company issued 75,000,000 performance rights to directors, as approved by shareholders at the 2023 Annual General Meeting held on 16 November 2023. The performance rights issued to Directors will vest upon the Company's 20-day volume weighted average share price achieving \$0.05 or higher at any time in the 3 years after the date of issue of the performance rights. Vesting of awards is conditional on continuity of office or engagement with King River.

Premium for Director's liability insurance is not included in remuneration table.

Table 2: Remuneration for the year ended 30 June 2023

30 June 2023 Directors	Short Term Salary & Fees	Post-Employment Superannuation	Share Based Payments Options	Total	Performance Based Remuneration as % of Total
	\$	\$	\$	\$	\$
A Barton	40,000	4,200	-	44,200	-
L Charuckyj	40,000	4,200	-	44,200	-
G MacMillan	40,000	4,200	-	44,200	-
Total¹	120,000	12,600	-	132,600	-

¹Premium for Director's liability insurance is not included in remuneration table.

6.1 Equity Based Compensation – Options 2024

During the year, no unlisted options were issued to key management personnel or executives as an alternate remuneration to cash.

6.2. Equity Based Compensation – Shares 2024

Table 1: Shareholdings of Key Management Personnel during the year ended 30 June 2024

	Balance 1 July 2023	Granted as Remuneration	On Exercise of Options	Net Change Other	Balance 30 June 2024
30 June 2024	Ord	Ord	Ord	Ord	Ord
Directors					
A Barton	104,660,157	-	-	-	104,660,157
L Charuckyj	18,162,121	-	-	-	18,162,121
G MacMillan	35,468,109	-	-	-	35,468,109
Total	158,290,387	-	-	-	158,290,387

During the year, no shares were issued to key management personnel as an alternate remuneration to cash.

Directors Report

6.3 Equity Based Compensation – Performance Rights 2024

Table 2: Performance Rights of Key Management Personnel during the year ended 30 June 2024

	Balance 1 July 2023 PR	Granted as Remuneration PR	On Exercise of Rights PR	Net Change Other PR	Balance 30 June 2024 PR
30 June 2024					
Directors					
A Barton ¹	-	25,000,000	-	-	25,000,000
L Charuckyj ²	-	25,000,000	-	-	25,000,000
G MacMillan ³	-	25,000,000	-	-	25,000,000
Total	-	75,000,000	-	-	75,000,000

The Company issued 75,000,000 Performance Rights to Directors as approved at the Annual General Meeting held on 16 November 2023. The details of the Performance Rights to Directors resolution are included in the Notice of Meeting of the Annual General Meeting dated 13 October 2023, available on the ASX Company Announcement Platform and the Company's website <https://kingriverresources.com.au/investors/>. The performance rights issued to Directors will vest upon the Company's 20-day volume weighted average share price achieving \$0.05 or higher at any time in the 3 years after the date of issue of the performance rights. Vesting of awards is conditional on continuity of office or engagement with King River.

The Performance Rights were issued at no cost to the recipients. The fair value of the equity instrument granted was estimated at \$0.0082 per right as at the date of grant. During the year ended 30 June 2024, no performance rights were converted or cancelled and none of the milestones were met during the period. Please refer to Note 19 Share Based Payments of the financial statements.

6.4 Related Party Transactions

Australian Heritage Group Pty Ltd ("AHG"), a company in which Mr Anthony Barton is a Director and shareholder, and Mr Greg MacMillan, a Director, Shareholder and the Company Secretary, have entered into an occupancy and administration agreement with King River in respect of providing occupancy and administration services commencing March 2009. The total value of the occupancy and administration services provided by AHG during the year was \$4,909 (2023: \$4,909).

AHG was engaged to provide management and corporate services in relation to the sale of Speewah Project for a management fee of 1% on the proceeds value, resulting in management fee invoiced of \$176,000 plus GST during the year ended 30 June 2023. The management fee of 1% applicable to the cash consideration is payable when King River receives each tranche payment from Tivan Ltd. During the year ended 30 June 2024 King River paid \$35,000 plus GST to AHG towards the amount payable.

As at 30th June 2024, there is \$44,450 (2023: \$82,950) outstanding to pay AHG. All services provided by companies associated with directors were provided on commercial terms.

6.5 Voting and comments made at the company's 2023 Annual General Meeting ('AGM')

At the 2023 AGM, 96.16% of the votes received supported the adoption of the remuneration report for the year ended 30 June 2023. The company did not receive any specific feedback at the AGM regarding its remuneration practices.

End of Remuneration Report

DIRECTORS' MEETINGS

The number of meetings of directors (including meetings of committees of directors) held during the year and the number of meetings attended by each director was as follows:

	Directors Meetings
Number of Meetings Held	4
Number of Meetings Attended	
Anthony Barton	4
Leonid Charuckyj	4
Greg MacMillan	4

1. During the year the Directors approved 9 circular resolutions which were signed by all Directors of the Company.
2. All committees of directors are made up of the full Board. Reference to meeting refers to meeting conducted specifically to deal with the particular business of that Committee.

Directors Report

COMMITTEE MEMBERSHIP

The role of the Audit, Remuneration and Nomination Committees is carried out by the full Board in accordance with the appropriate charters. The Board considers that no efficiencies or benefits would be gained by establishing separate committees.

CORPORATE GOVERNANCE

In recognising the need for the highest standards of corporate behaviour and accountability, the directors of King River support and have adhered to the principles of corporate governance. The Company's corporate governance statement is located on the Company website www.kingriverresources.com.au/investors/corporate-governance/.

INDEMNIFICATION OF AUDITORS

To the extent permitted by law and professional regulations, the Company has agreed to indemnify its auditors, Ernst & Young, as part of the terms of its audit engagement agreement against claims by third parties arising from the audit (for an unspecified amount). No payment has been made to indemnify Ernst & Young during or since the financial year.


AUDITOR INDEPENDENCE

Section 370C of the Corporation Act 2001 requires our auditors, Ernst & Young, to provide the directors of the Company with an Independence Declaration in relation to the audit of the consolidated financial report. This Independence Declaration is disclosed on page 15 of this report and forms part of this directors' report for the year ended 30 June 2024.

NON AUDIT SERVICES

The Company's auditors, Ernst & Young, provided no non audit services during the year ended 30 June 2024.

Signed in accordance with a resolution of the directors.



Mr Greg MacMillan
Director

20 September 2024



Building a better
working world

Ernst & Young
11 Mounts Bay Road
Perth WA 6000 Australia
GPO Box M939 Perth WA 6843

Tel: +61 8 9429 2222
Fax: +61 8 9429 2436
ey.com/au

Auditor's Independence Declaration to the Directors of King River Resources Limited

As lead auditor for the audit of the financial report of King River Resources Limited for the financial year ended 30 June 2024, I declare to the best of my knowledge and belief, there have been:

- a) No contraventions of the auditor independence requirements of the *Corporations Act 2001* in relation to the audit;
- b) No contraventions of any applicable code of professional conduct in relation to the audit; and
- c) No non-audit services provided that contravene any applicable code of professional conduct in relation to the audit.

This declaration is in respect of King River Resources Limited and the entities it controlled during the financial year.

Ernst & Young

Timothy Dachs
Partner
20 September 2024

Consolidated Entity Disclosure Statement



King River Resources Limited is a company limited by shares that is incorporated and domiciled in Australia. King River has fully owned subsidiaries. The Group has prepared a consolidated financial report incorporating the entities that it controlled during the financial year.

	Entity Type	Country of tax Residence	Country of Incorporation	% Equity Interest	
				2024	2023
King River Resources Limited	Body corporate	Australia	Australia		
Treasure Creek Pty Ltd	Body corporate	Australia	Australia	100	100
Kimberley Gold Pty Ltd	Body corporate	Australia	Australia	100	100
Whitewater Minerals Pty Ltd	Body corporate	Australia	Australia	100	100
High Purity Metals Pty Ltd	Body corporate	Australia	Australia	100	100

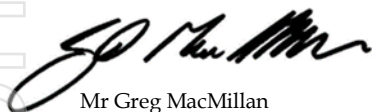
Directors' Declaration

In accordance with a resolution of the directors of King River Resources Limited, I state that:

In the opinion of the directors:

- (a) the financial statements and notes of the consolidated entity are in accordance with the *Corporations Act 2001*, including:
- (i) giving a true and fair view of the consolidated entity's financial position as at 30 June 2024 and of its performance for the year ended on that date; and
 - (ii) complying with Australian Accounting Standards (including the Australian Accounting Interpretations) and the *Corporations Regulations 2001*;
- (b) the financial statements and notes also comply with International Financial Reporting Standards as disclosed in Note 2(a);
- (c) there are reasonable grounds to believe that the Company will be able to pay its debts as and when they become due and payable;
- (d) the consolidated entity disclosure statement required by section 295(3A) of the *Corporations Act* is true and correct
- (e) this declaration has been made after receiving the declarations required to be made to the Directors in accordance with section 295A of the *Corporations Act 2001* for the financial year ending 30 June 2024.

On behalf of the Board



Mr Greg MacMillan
Director

20 September 2024

Statement of Comprehensive Income

FOR THE YEAR ENDED 30 JUNE 2024



	Notes	Consolidated	
		2024 \$	2023 \$
Revenue	6(a)	91,990	249
Other income	6(b)	2,691,711	9,147,907
HPA project development		-	(130,915)
Directors' and employee benefits expenses	6(c)	(158,156)	(155,392)
Compliance costs		(199,515)	(229,136)
Depreciation expense	6(c)	(30,312)	(41,396)
Finance costs		(4,273)	(3,074)
Insurance expense		(53,381)	(54,140)
Net fair value gain/(loss) on financial assets	12	288,000	(200,000)
Other administration expenses	6(c)	(355,737)	(277,702)
Share-based payments	19	(196,024)	(21,872)
Write-off of capitalised exploration expense	6(d)	-	(574,650)
Profit before income tax		2,074,303	7,459,879
Income tax – non-cash derecognition of deferred tax asset	7	-	(3,773,147)
Net profit for the year after tax		2,074,303	3,686,732
Other Comprehensive Income		-	-
Total Comprehensive Profit for the Year		2,074,303	3,686,732
Total Comprehensive Profit for the Year is attributable to:			
Owners of King River Resources Limited		2,074,303	3,686,732
		2,074,303	3,686,732
Loss per share			
Basic earnings per share (cents per share)	9	0.13	0.24
Diluted earnings per share (cents per share)	9	0.13	0.24

The above statement of other comprehensive income should be read in conjunction with the accompanying notes

Statement of Financial Position

AS AT 30 JUNE 2024



	Notes	Consolidated	
		2024	2023
		\$	\$
Assets			
Current Assets			
Cash and cash equivalents	10(a)	3,935,830	3,145,977
Other receivables	10(b)	4,074,072	7,580,509
Other current assets	10(c)	62,329	51,355
Total Current Assets		8,072,231	10,777,841
Non-Current Assets			
Capitalised exploration expenditure	11	9,684,876	7,638,295
Financial Assets at fair value through profit or loss	12	10,088,000	7,400,000
Plant and Equipment	13	63,381	14,756
Right of use asset	14	59,551	80,575
Total Non-Current Assets		19,895,808	15,133,626
Total Assets		27,968,039	25,911,467
Liabilities			
Current Liabilities			
Trade and other payables	15	422,432	390,849
Lease liabilities	16	20,123	22,183
Total Current Liabilities		442,555	413,032
Non-Current Liabilities			
Lease liabilities	16	43,196	59,041
Total Non-Current Liabilities		43,196	59,041
Total Liabilities		485,751	472,073
Net Assets		27,482,288	25,439,394
Equity			
Issued capital	17(a)	49,180,808	49,408,241
Reserves	17(b)	2,159,612	1,963,588
Accumulated losses		(23,858,132)	(25,932,435)
Total Equity		27,482,288	25,439,394

The above statement of financial position should be read in conjunction with the accompanying notes.

Statement of Cash Flows

FOR THE YEAR ENDED 30 JUNE 2024



		Consolidated	
		2024	2023
	Notes	\$	\$
Cash Flows from Operating Activities			
Interest received		91,990	249
Research & Development tax incentive received		282,761	532,957
Payments for HPA project development		-	(166,230)
Payments to suppliers and employees		(747,090)	(693,883)
Interest and other finance costs paid		(4,273)	(3,074)
Refund of security deposit		3,870	-
Net cash used in operating activities	10(a)	(372,742)	(329,981)
Cash Flows from Investing Activities			
Proceeds from sale of Speewah Project	6(b)	3,500,000	2,500,000
Payments for transaction costs associated to sale of Speewah Project	6(b)	(35,000)	(112,142)
Government grants received		-	100,000
Research & Development tax incentive received		78,600	248,740
Payment for exploration and evaluation		(2,037,414)	(2,150,754)
Payment for acquisition of tenement		(30,000)	-
Payment for property, plant & equipment		(57,913)	(4,500)
Net cash from investing activities		1,418,273	581,344
Cash Flows from Financing Activities			
Consideration paid on-market share buy-back		(227,433)	-
Repayment of principal portion of lease liabilities		(28,245)	(50,781)
Net cash used in financing activities		(255,678)	(50,781)
Net increase in cash and cash equivalents		789,853	200,582
Cash and cash equivalents at beginning of year		3,145,977	2,945,395
Cash and Cash Equivalents at end of year	10(a)	3,935,830	3,145,977

The above statement of cash flows should be read in conjunction with the accompanying notes.

Statement of Changes in Equity

FOR THE YEAR ENDED 30 JUNE 2024



	Notes	Issued Capital Note 17(a)	Equity Benefits Reserve Note 17(b)	Accumulated Losses	Total Equity
Consolidated		\$	\$	\$	\$
At 1 July 2023		49,408,241	1,963,588	(25,932,435)	25,439,394
Profit for the year		-	-	2,074,303	2,074,303
Total comprehensive income for the year		-	-	2,074,303	2,074,303
Transaction with owners in their capacity as owners:					
Cancellation of shares under share buy-back		(227,433)	-	-	(227,433)
Performance rights issued to Directors		-	127,494	-	127,494
Performance rights issued to senior management		-	68,530	-	68,530
Balance at 30 June 2024		49,180,808	2,159,612	(23,858,132)	27,482,288
At 1 July 2022		49,408,241	1,941,716	(29,619,167)	21,730,790
Profit for the year		-	-	3,686,732	3,686,732
Total comprehensive income for the year		-	-	3,686,732	3,686,732
Transaction with owners in their capacity as owners:					
Loan Plan Shares – issued 14 August 2019	19(a)	-	21,872	-	21,872
Balance at 30 June 2023		49,408,241	1,963,588	(25,932,435)	25,439,394

The above statement of changes in equity should be read in conjunction with the accompanying notes.

Notes to the Consolidated Financial Statements

FOR THE YEAR ENDED 30 JUNE 2024



1. CORPORATE INFORMATION

King River Resources ("King River" or "the Company") is a Company domiciled in Australia and publicly listed on the Australian Stock Exchange (ASX). The Company was incorporated on 28 May 2002. The address of the Company's registered office is 254 Adelaide Tce, Perth WA 6000. The consolidated financial statements as at and for the year ended 30 June 2024 comprise the Company and its subsidiaries (the "Group"). The nature of the operations and principal activities of the Group are described in the Directors' Report.

The consolidated financial report was authorised for issue by the directors on the 20 September 2024 in accordance with a resolution of the directors.

2. BASIS OF PREPARATION

(a) Statement of compliance

The financial report is a general purpose financial report which has been prepared in accordance with Australian Accounting Standards (AAS's) and other authoritative pronouncements issued by the Australian Accounting Standards Board, and the *Corporations Act 2001*. The consolidated financial report also complies with International Financial Reporting Standards (IFRS's) and interpretations adopted by the International Accounting Standards Board (IASB).

(b) Basis of measurement

The financial report has been prepared under the historical cost convention, except for, where applicable, the revaluation of financial assets and liabilities at fair value through profit or loss.

(c) Functional and presentation currency

These consolidated financial statements are presented in Australian dollars, which is the Company's functional currency.

(d) Use of estimates and judgements

The preparation of financial statements in conformity requires management to make judgements, estimates and assumptions that affect the application of accounting policies and the reported amounts of assets, liabilities, income and expenses. Actual results may differ from these estimates.

Estimates and underlying assumptions are reviewed on an ongoing basis. Revisions to accounting estimates are recognised in the period in which the estimates are revised and in any future periods affected.

(e) Going Concern Basis of Preparation

The Group incurred a net profit after income tax of \$2,074,303 for the year ended 30 June 2024 (2023: profit of \$3,686,732) and had a net cash inflow from operating and investing activities of \$1,045,531 (2023: \$251,363 inflow). As at 30 June 2024 the Group had cash and cash equivalents of \$3,935,830 (2023: \$3,145,977) and a net current asset surplus of \$7,629,676 (2023: \$10,364,809 surplus).

The directors are satisfied that at the date of signing of the financial report, there are reasonable grounds to believe that the Group will be able to continue to pay its debts as and when they fall due and that it is appropriate for the financial statements to be prepared on a going concern basis.

(f) Changes in accounting policies

From 1 July 2023 the Group has adopted all new and amended Accounting Standards and Interpretations, mandatory for annual periods beginning 1 July 2023. The application of these new and amended Accounting Standards and Interpretations' did not have a material impact on the financial position or performance of the Group.

Australian Accounting Standards and Interpretations that have recently been issued or amended but are not yet effective, have not been adopted by the Group for the annual reporting period ended 30 June 2024. Management are of the view that these standards and amendments will not have a significant impact of the financial statements.

3. MATERIAL ACCOUNTING POLICIES

(a) Principles of Consolidation

The consolidated financial statements incorporate the assets and liabilities of all subsidiaries of King River Resources Limited ('company' or 'parent entity') as at 30 June 2024 and the results of all subsidiaries for the year then ended. King River Resources Limited and its subsidiaries together are referred to in these financial statements as the 'Group' or 'consolidated entity'.

Subsidiaries are all those entities over which the consolidated entity has control. The consolidated entity controls an entity when the consolidated entity is exposed to, or has rights to, variable returns from its involvement with the entity and has the ability to

3. MATERIAL ACCOUNTING POLICIES continued

(a) Principles of Consolidation continued

affect those returns through its power to direct the activities of the entity. Subsidiaries are fully consolidated from the date on which control is transferred to the consolidated entity. They are de-consolidated from the date that control ceases.

Intercompany transactions, balances and unrealised gains on transactions between entities in the consolidated entity are eliminated. Unrealised losses are also eliminated unless the transaction provides evidence of the impairment of the asset transferred. Accounting policies of subsidiaries have been changed where necessary to ensure consistency with the policies adopted by the consolidated entity.

The acquisition of subsidiaries is accounted for using the acquisition method of accounting. A change in ownership interest, without the loss of control, is accounted for as an equity transaction, where the difference between the consideration transferred and the book value of the share of the non-controlling interest acquired is recognised directly in equity attributable to the parent.

Non-controlling interest in the results and equity of subsidiaries are shown separately in the statement of profit or loss and other comprehensive income, statement of financial position and statement of changes in equity of the consolidated entity. Losses incurred by the consolidated entity are attributed to the non-controlling interest in full, even if that results in a deficit balance.

Where the consolidated entity loses control over a subsidiary, it derecognises the assets including goodwill, liabilities and non-controlling interest in the subsidiary together with any cumulative translation differences recognised in equity. The consolidated entity recognises the fair value of the consideration received and the fair value of any investment retained together with any gain or loss in profit or loss.

(b) Income Tax and Other Taxes

Current tax assets and liabilities for the current and prior periods are measured at the amount expected to be recovered from or paid to the taxation authorities based on the current period's taxable income. The tax rates and tax laws used to compute the amounts are those that are enacted or substantively enacted by the balance sheet date. Deferred income tax is provided for on all temporary differences at balance date between the tax base of assets and liabilities and their carrying amounts for financial reporting purposes.

Deferred income tax liabilities are recognised for all taxable temporary differences except when the deferred income tax liability arises from the initial recognition of goodwill or of an asset or liability in a transaction that is not a business combination and that,

- at the time of the transaction, affects neither the accounting profit nor taxable profit or loss; or
- when the taxable temporary difference is associated with investments in subsidiaries, associates or interests in joint ventures, and the timing of the reversal of the temporary difference can be controlled and it is probable that the temporary difference will not reverse in the foreseeable future.

Deferred income tax assets are recognised for all deductible temporary differences, carry-forward of unused tax assets and unused tax losses, to the extent that it is probable that taxable profit will be available against which the deductible temporary differences and the carry-forward of unused tax credits and unused tax losses can be utilised, except:

- when the deferred income tax asset relating to the deductible temporary difference arises from the initial recognition of an asset or liability in a transaction that is not a business combination and, at the time of the transaction, affects neither the accounting profit nor taxable profit or loss; or
- when the deductible temporary difference is associated with investments in subsidiaries, associates or interests in joint ventures, in which case a deferred tax asset is only recognised to the extent that it is probable that the temporary difference will reverse in the foreseeable future and taxable profit will be available against which the temporary difference can be utilised.

The carrying amount of deferred income tax assets is reviewed at each financial year end and reduced to the extent that it is no longer probable that sufficient taxable profit will be available to allow all or part of the deferred income tax asset to be utilised.

Unrecognised deferred income tax assets are reassessed at each balance sheet date and are recognised to the extent that it has become probable that future taxable profit will allow the deferred tax asset to be recovered.

Deferred income tax assets and deferred tax liabilities are measured at the tax rates that are expected to apply to the year when the asset is realised or the liability is settled, based on tax rates (and tax laws) that have been enacted or substantively enacted at the balance date.

Deferred tax assets and deferred tax liabilities are offset only if a legally enforceable right exists to set off current tax assets against current tax liabilities and the deferred tax assets and liabilities relate to the same taxable entity and the same taxation authority.

Tax consolidation legislation

The Company and its' subsidiary have formed a tax consolidated group.

3. MATERIAL ACCOUNTING POLICIES continued

(b) Income Tax and Other Taxes continued

The head entity, King River and the subsidiary in the tax consolidated group continue to account for their own current and deferred tax amounts. The Group has applied the group allocation approach in determining the appropriate amount of current taxes and deferred taxes to allocate to members of the tax consolidated group.

In addition to its own current and deferred tax amounts, King River also recognises the current tax liabilities (or assets) and the deferred tax assets arising from unused tax losses and unused tax credits assumed from controlled entities in the tax consolidated group.

(c) Financial Instruments

A financial instrument is any contract that gives rise to a financial asset of one entity and a financial liability or equity instrument of another entity.

Financial assets

Initial recognition and measurement

On initial recognition a financial asset is classified and measured at:

- a. Amortised cost;
- b. Fair Value through Other Comprehensive Income (FVOCI) – debt investment;
- c. FVOCI – equity investment; or
- d. Fair Value through Profit or Loss (FVTPL)

The classification of financial assets is generally based on the business model in which a financial asset is managed and its contractual cash flow characteristics. A financial asset (unless it is a trade receivable without a significant financing component that is initially measured at the transaction price) is initially measured at fair value plus, for an item not at FVTPL, transaction costs that are directly attributable to its acquisition.

In order for a financial asset to be classified and measured at amortised cost, it needs to give rise to cash flows that are 'solely payments of principal and interest (SPPI)' on the principal amount outstanding. This assessment is referred to as the SPPI test and is performed at an instrument level.

Financial assets at amortised cost (debt instruments)

This category is the most relevant to the Group. For financial assets measured at amortised cost, these assets are subsequently measured using the effective interest method. The amortised cost is reduced by impairment losses.

Interest income and impairment are recognised in profit or loss. Any gain or loss on derecognition is recognised in profit or loss.

The Group's financial assets consist of cash and cash equivalents and other receivables.

Financial assets at fair value through profit or loss

Financial assets not measured at amortised cost are classified as financial assets at fair value through profit or loss. This category of financial asset includes equity investments. Fair value movements are recognised in profit or loss.

Impairment of financial assets

In relation to the financial assets carried at amortised cost, an expected credit loss model is applied. For short term receivables, the Group does not track changes in credit risk, but instead recognises a loss allowance based on lifetime ECLs at each reporting date. The Group has established a provision matrix that is based on its historical credit loss experience, adjusted for forward-looking factors specific to the debtors and the economic environment. ECLs are based on the difference between the contractual cash flows due in accordance with the contract and all the cash flows that the Group expects to receive, discounted at an approximation of the original EIR. The expected cash flows will include cash flows from the sale of collateral held or other credit enhancements that are integral to the contractual terms.

The Group considers a financial asset in default when internal or external information indicates that the Group is unlikely to receive the outstanding contractual amounts in full. A financial asset is written off when there is no reasonable expectation of recovering the contractual cash flows.

Financial liabilities

Initial recognition and measurement

All financial liabilities are recognised initially at fair value and, in the case of loans and borrowings and payables, net of directly attributable transaction costs. The Group's financial liabilities include trade and other payables and loans and borrowings.

3. MATERIAL ACCOUNTING POLICIES continued

(c) Financial Instruments continued

After initial recognition, interest-bearing loans and borrowings are subsequently measured at amortised cost using the EIR method. Gains and losses are recognised in profit or loss when the liabilities are derecognised as well as through the EIR amortisation process.

Trade and other payables are designated as other financial liabilities and are measured at amortised cost.

Derecognition

A financial liability is derecognised when the obligation under the liability is discharged or cancelled or expires. When an existing financial liability is replaced by another from the same lender on substantially different terms, or the terms of an existing liability are substantially modified, such an exchange or modification is treated as the derecognition of the original liability and the recognition of a new liability. The difference in the respective carrying amounts is recognised in the statement of profit or loss.

(d) Shares in controlled entities

Investments in controlled entities are measured at cost in the separate financial statements of the Parent. The Company assesses whether it is necessary to recognise any impairment loss in the investment in subsidiaries following any significant changes in the underlying assets or operations of the relevant subsidiary.

(e) Exploration and Evaluation Expenditure

Expenditure on exploration and evaluation is accounted for in accordance with the 'area of interest' method.

Exploration and evaluation expenditure is capitalised provided the rights to tenure of the area of interest is current and either:

- the exploration and evaluation activities are expected to be recouped through successful development and exploitation of the area of interest or, alternatively, by its sale; or
- exploration and evaluation activities in the area of interest have not at the reporting date reached a stage that permits a reasonable assessment of the existence or otherwise of economically recoverable reserves, and active and significant operations in, or relating to, the area of interest is continuing.

When the technical feasibility and commercial viability of extracting a mineral resource have been demonstrated then any capitalised exploration and evaluation expenditure is reclassified as capitalised mine development. Prior to reclassification, capitalised exploration and evaluation expenditure is assessed for impairment.

Impairment

The carrying value of capitalised exploration and evaluation expenditure is assessed for impairment at the cash generating unit level whenever facts and circumstances suggest that the carrying amount of the asset may exceed its recoverable amount.

An impairment exists when the carrying amount of an asset or cash-generating unit exceeds its estimated recoverable amount. One or more of the following facts and circumstances indicate that an entity should test exploration and evaluation assets for impairment: (a) the period for which the entity has the right to explore in the specific area has expired during the period or will expire in the near future, and is not expected to be renewed; (b) substantive expenditure on further exploration for and evaluation of mineral resources in the specific area is neither budgeted nor planned; (c) exploration for and evaluation of mineral resources in the specific area have not led to the discovery of commercially viable quantities of mineral resources and the entity has decided to discontinue such activities in the specific area; (d) sufficient data exist to indicate that, although a development in the specific area is likely to proceed, the carrying amount of the exploration and evaluation asset is unlikely to be recovered in full from successful development or by sale. In any such case, or similar cases, the entity shall perform an impairment test. Any impairment loss is recognised as an expense.

(f) Research and development costs

Research costs are expensed as incurred. Development expenditure on an individual project are recognised as an intangible asset when the Group can demonstrate:

- The technical feasibility of completing the intangible asset so that the asset will be available for use or sale
- Its intention to complete and its ability and intention to use or sell the asset
- How the asset will generate future economic benefits
- The availability of resources to complete the asset
- The ability to measure reliably the expenditure during the development

Following initial recognition of the development expenditure as an asset, the asset is carried at cost less any accumulated amortisation and accumulated impairment losses. Amortisation of the asset begins when development is complete, and the asset

3. MATERIAL ACCOUNTING POLICIES continued

(f) Research and development costs continued

is available for use. It is amortised over the period of expected future benefit. Amortisation is recorded in cost of sales. During the period of development, the asset is tested for impairment annually.

(g) Trade and other payables

These amounts represent liabilities for goods and services provided to the consolidated entity prior to the end of the financial year and which are unpaid. Due to their short-term nature, they are measured at amortised cost and are not discounted. The amounts are unsecured and are usually paid within 30 days of recognition.

(h) Goods and Services Tax ("GST")

Revenues, expenses and assets are recognised net of the amount of GST, except where the amount of GST incurred is not recoverable from the Australian Taxation Office. In these circumstances the GST is recognised as part of the cost of acquisition of the asset or as part of an item of the expense. Receivables and payables in the balance sheet are shown inclusive of GST.

Cash flows are presented in the cash flow statement on a gross basis, except for the GST component of investing and financing activities, which are disclosed as operating cash flows.

Commitments and contingencies are disclosed net of the amount of GST recoverable from, or payable to, the taxation authority.

(i) Share Based Payment Transactions

Equity settled transactions

The Group provides benefits to directors and employees (including senior executives) of the Group in the form of share based payments, whereby employees render services in exchange for shares or rights over shares (equity settled transactions).

The cost of these equity settled transactions with employees is measured by reference to the fair value of the equity instruments at the date at which they are granted. The fair value of shares is determined by the price on grant date and of options using the Black & Scholes model, further details of which are given in Note 19. In valuing equity settled transactions, no account is taken of any performance conditions, other than conditions linked to the price of the shares of King River (market conditions) if applicable.

The cost of equity settled transactions is recognised, together with a corresponding increase in equity, over the period in which the performance and/or service conditions are fulfilled, ending on the date on which the relevant employees become fully entitled to the award (the vesting period).

The cumulative expense recognised for equity-settled transactions at each reporting date until vesting date reflects:

- (i) the extent to which the vesting period has expired; and
- (ii) the Group's best estimate of the number of equity instruments that will ultimately vest.

No adjustment is made for the likelihood of market performance conditions being met as the effect of these conditions is included in the determination of fair value at grant date. The income statement charge or credit for a period represents the movement in cumulative expense recognised as at the beginning and end of that period.

No expense is recognised for awards that do not ultimately vest, except for awards where vesting is only conditional upon a market condition.

If the terms of an equity settled award are modified, as a minimum an expense is recognised as if the terms had not been modified. In addition, an expense is recognised for any modification that increases the total fair value of the share based payment arrangement, or is otherwise beneficial to the employee, as measured at the date of modification. If an equity settled award is cancelled, it is treated as if it had vested on the date of cancellation, and any expense not yet recognised for the award is recognised immediately. However, if a new award is substituted for the cancelled award and designated as a replacement award on the date that it is granted, the cancelled and new awards are treated as if they were a modification of the original award, as described in the previous paragraph. The dilutive effect, if any, of outstanding options is reflected as additional share dilution in the computation of diluted earnings per share.

(j) Employee Benefits

Wages, salaries and annual leave

Liabilities for wages and salaries, including non-monetary benefits and annual leave expected to be settled within 12 months of the reporting date are recognised in other payables in respect of employees' services up to the reporting date. They are measured at the amounts expected to be paid when the liabilities are settled.

3. MATERIAL ACCOUNTING POLICIES continued

(j) Employee Benefits continued

Other long-term employee benefits

The liability for annual and long service leave is recognised in the provision for employee benefits and measured as the present value of expected future payments to be made in respect of services provided by employees up to the reporting date using the projected unit credit method. Consideration is given to expected future wage and salary levels, experience of employee, departures, and period of service. Expected future payments are discounted using market yields at the reporting date on high quality corporate bonds with terms to maturity and currencies that match, as closely as possible, the estimated future cash outflows.

(k) Contributed Equity

Ordinary shares are classified as equity. Incremental costs directly attributable to the issue of new shares or options are shown in equity as a deduction, net of tax, from the proceeds.

(l) Earnings Per Share

Basic earnings per share is calculated as net profit attributable to members of the parent, adjusted to exclude any costs of servicing equity (other than dividends), divided by the weighted average number of ordinary shares, adjusted for any bonus element.

Diluted earnings per share is calculated as net profit attributable to members of the parent, adjusted for:

- costs of servicing equity (other than dividends);
- the after tax effect of dividends and interest associated with dilutive potential ordinary shares that have been recognised as expenses; and
- other non discretionary changes in revenues or expenses during the period that would result from the dilution of potential ordinary shares;

divided by the weighted average number of ordinary shares and dilutive potential ordinary shares, adjusted for any bonus element. Losses have an anti-dilutive effect. Therefore, the basic and diluted earnings for the current and prior period have remained the same.

(m) Government grants

Government grants are recognised where there is reasonable assurance that the grant will be received, and all attached conditions will be complied with. When the grant relates to an expense item, it is recognised as income on a systematic basis over the periods that the related costs, for which it is intended to compensate, are expensed. When the grant relates to an asset, it is offset against the related asset.

4. SIGNIFICANT ACCOUNTING JUDGEMENTS, ESTIMATES AND ASSUMPTIONS

(a) Significant accounting judgements

In the process of applying the Group's accounting policies, management has made the following judgements, apart from those involving estimations, which have the most significant effect on the amounts recognised in the consolidated financial statements:

(i) Research and development tax incentives

As the research and development tax incentive only relates to specific types of expenditure incurred and is directly settled in cash, the Group has determined that this incentive should be accounted for as a government grant. As such the research and development tax incentive is recognised when there is reasonable assurance that the incentive rebate will be received. Management judgement is required to assess that the incentive meets the recognition criteria and in determining the measurement of the incentive including the assessment of the eligibility and appropriateness of the apportionment of eligible expenses based on research and development activities undertaken by the consolidated entity and taking into consideration relevant legislative requirements.

Further, the Research and Development Tax Incentive program in Australia is a self-assessment regime and there is a four year period from the date of lodgement where the claim may be subject to a review the Australian Taxation Office or Ausindustry, with any amounts overclaimed being potentially subject to full repayment with interest and penalties.

(b) Significant accounting estimates and assumptions

The carrying amounts of certain assets and liabilities are often determined based on estimates and assumptions of future events and are reviewed on an ongoing basis. Revisions to accounting estimates are recognised in the period in which the estimates are revised and in any future periods affected. The key estimates and assumptions that have a significant risk of causing a material adjustment to the carrying amounts of certain assets and liabilities with the next annual reporting period are:

Notes to the Consolidated Financial Statements

FOR THE YEAR ENDED 30 JUNE 2024



4. SIGNIFICANT ACCOUNTING JUDGEMENTS, ESTIMATES AND ASSUMPTIONS continued

(b) Significant accounting estimates and assumptions continued

(i) Determination of mineral resources and ore reserves

The Group's policy for estimating its mineral resources and ore reserves requires that the Australian Code for Reporting of Exploration Results, Mineral Resources and Ore Reserves 2004 (the 'JORC code') be used as a minimum standard.

The information on mineral resources and ore reserves were prepared by or under the supervision of Competent Persons as defined in the JORC code. The amounts presented are based on the mineral resources and ore reserves determined under the JORC code. There are numerous uncertainties inherent in estimating mineral resources and ore reserves and assumptions that are valid at the time of estimation may change significantly when new information becomes available.

(ii) Share based payment transactions

The Group measures the cost of equity settled transactions with employees and suppliers by reference to the fair value of the equity instrument at the date at which they are granted. The expense recognised is based on an assessment of the probability of the vesting. Changes in the probability of vesting would have no impact on the carrying amounts of the assets and liabilities within the next annual reporting period but may impact income and expenses.

(iii) Impairment of capitalised exploration and evaluation expenditure

The future recoverability of capitalised exploration and evaluation expenditure is dependent on a number of factors, including whether the Group decides to exploit the related lease itself or, if not, whether it successfully recovers the related exploration and evaluation asset through sale. To the extent that capitalised exploration and evaluation expenditure is determined not to be recoverable in the future, profits and net assets will be reduced in the period in which this determination is made. In addition, exploration and evaluation expenditure is capitalised if activities in the area of interest have not yet reached a stage that permits a reasonable assessment of the existence or otherwise of economically recoverable reserves. To the extent it is determined in the future that this capitalised expenditure should be written off, profits and net assets will be reduced in the period in which this determination is made.

5. PARENT ENTITY INFORMATION

	Parent	
	2024	2023
	\$	\$
Current Assets ¹	7,716,248	10,358,967
Non-current Assets	10,151,208	7,486,331
Total Assets	17,867,456	17,845,298
Current Liabilities	140,828	168,394
Non-current Liabilities	43,196	59,041
Total Liabilities	184,024	227,435
Contributed Equity	49,180,808	49,408,241
Accumulated Losses	(33,656,988)	(33,753,966)
Option Reserve	2,159,612	1,963,588
Total Equity	17,683,432	17,617,863
Profit for the year	96,978	15,267,178
Total Comprehensive Profit/(loss) for the year	96,978	15,267,178

¹Loan receivables from the subsidiaries of King River have been written down to fair value in the parent entity information and recorded in profit and loss.

Guarantees

As a condition of the *Corporations Instrument 2016/785*, King River Resources Limited, Treasure Creek Pty Ltd, Kimberley Gold Pty Ltd, Whitewater Minerals Pty Ltd and High Purity Metals Ltd (The "Closed Group") have entered into a deed of cross guarantee. The effect of the deed is that King River Resources Limited has guaranteed to pay any deficiency in the event of winding up of the controlled entity or if it does not meet its obligations under the terms of overdrafts, loans, leases or other liabilities subject to the guarantee. The controlled entity has also given a similar guarantee in the event that King River Resources Limited is wound up or if it does not meet its obligations under the terms of overdrafts, loans, leases or other liabilities subject to the guarantee.

Notes to the Consolidated Financial Statements

FOR THE YEAR ENDED 30 JUNE 2024



	Consolidated	
	2024	2023
	\$	\$
6. REVENUES AND EXPENSES		
(a) Interest Revenue		
Interest revenue calculated using the effective interest rate method	91,990	249
(b) Other Income		
Net profit on sale of asset – Speewah Project	2,400,000 ²	8,614,950 ¹
Research & Development Tax Incentive	282,761	532,957
Shire rates refunded	8,950 ³	-
	2,691,711	9,147,907

¹King River Resources Ltd signed a binding term sheet on 17 February 2023 with ASX listed resources company Tivan Limited (ASX: TVN) ("Tivan") by which Tivan acquired 100% of the issued capital of Speewah Mining Pty Ltd, the owner of the Speewah Vanadium-Titanium-Iron Project ("Speewah Project") in the East Kimberley region of North Western Australia. The sale transaction was completed on 11 April 2023.

² On 12 February 2024 King River reached an agreement with Tivan to restructure the terms of Tivan's final \$5 million payment for the acquisition of the Speewah Project owing at the time and if the value of the 100 million Shares held by King River is less than \$10 million on 17 February 2025, calculated on the basis of Tivan's preceding 30 day volume weighted average price ("VWAP"), then Tivan shall issue to King River such additional number of Tivan shares at that VWAP which when combined with the existing 100 million Shares is valued at a total of \$10 million. If Tivan's VWAP at 17 February 2025 equals \$0.10 or more, no additional shares will be issued to King River. The variation to payment terms pertaining to the share consideration is accounted as a gain of \$2.4 million during the year ended 30 June 2024, being the difference between the guaranteed \$10 million share value at 17 February 2025 and the share consideration at the time of the original share issued 11 April 2023.

³ Refund received on shire rates paid on tenements surrendered in 2023 financial year.

Reconciliation of net profit on sale of asset – Speewah Project

	Consolidated	
	2024	2023
	\$	\$
Sale consideration pursuant to Binding Term Sheet		
Fair Value of cash consideration receivable	-	10,000,000 ¹
Share consideration: 100m ordinary shares in Tivan Ltd at 7.6cents	-	7,600,000 ²
	-	17,600,000
Gain realised on the contract variation on 12 February 2024:	2,400,000 ³	
Less cost base:		
Carrying value of Speewah tenements	-	(12,577,157)
Deferred tax liability adjustment relating to Speewah tenements	-	3,773,147
Cash at bank Speewah Mining Pty Ltd	-	-
Other transaction costs	-	(181,040)
Net profit on sale of asset – Speewah Project	2,400,000	8,614,950

¹King River received \$2.5 million cash and 100 million ordinary fully paid shares in Tivan Ltd on 11 April 2023. The deferred cash consideration of \$7.5 million was recognised as receivable at 30 June 2023 (see note 10). On 27 July 2023 King River received the cash payment of \$2.5 million and 27 March 2024 received \$1million cash payment towards the deferred sale consideration owing. The \$4,000,000 (2023: \$7,500,000) is the deferred cash consideration for the sale of the Speewah Project to Tivan Limited and remains owing to King River as at 30 June 2024.

²The closing share price of 7.6 cents on 31 March 2023 when the King River General Meeting was held approving the sale, satisfying the final condition precedent. The shares are subject to a voluntary escrow for a two-year period from 16 February 2023.

³On 12 February 2024 King River reached an agreement with Tivan to restructure the terms of Tivan's final \$5 million payment for the acquisition of the Speewah Project owing at the time. The variation to payment terms pertaining to the share consideration is accounted as a gain of \$2.4 million during the year ended 30 June 2024, being the difference between the guaranteed \$10 million share value at 17 February 2025 and the share consideration at the time of the original share issued 11 April 2023.

Notes to the Consolidated Financial Statements

FOR THE YEAR ENDED 30 JUNE 2024



6. REVENUES AND EXPENSES continued

	Consolidated	
	2024	2023
	\$	\$
(c) Expenses		
Depreciation expenses:		
depreciation – right of use asset	(21,024)	(37,068)
depreciation – plant and equipment	(9,288)	(4,328)
	<u>(30,312)</u>	<u>(41,396)</u>
Directors' and employee benefits expenses (excluding sharebased payments):		
director fees	(120,000)	(120,000)
wages other	(22,483)	(20,626)
superannuation contribution	(15,673)	(14,766)
	<u>(158,156)</u>	<u>(155,392)</u>
Other administration expenses:		
Administration and bookkeeping fees	(114,840)	(110,368)
Media and investor relations	(33,247)	(13,937)
Office expenses	(61,760)	(59,596)
Short term lease expenses	(56,047)	(55,623)
Other expenses	(18,378)	(38,178)
Payroll tax	(71,465) ¹	-
	<u>(355,737)</u>	<u>(277,702)</u>

¹ Payroll tax expense in relation to the performance rights issued to directors and senior management. Refer to Note 19 Share Based Payments.

	Consolidated	
	2024	2023
	\$	\$
(d) Write-off Capitalised Exploration Costs		
Speewah E80/4468	-	(27,655)
Whitewater E80/5177	-	(220,343)
Whitewater E80/5194	-	(125,538)
Whitewater E80/5195	-	(83,999)
Whitewater E80/5196	-	(110,949)
Whitewater E80/5329	-	(6,166)
	<u>-</u>	<u>(574,650)</u>

During the 2024 financial year, there were no expiry or surrender of tenement licences. The total capitalised tenement costs in the amount of \$574,650 incurred were written off in the 2023 financial year.

Notes to the Consolidated Financial Statements

FOR THE YEAR ENDED 30 JUNE 2024



	Consolidated	
	2024	2023
	\$	\$
7. INCOME TAX		
(a) The components of tax comprise:		
<i>Current income tax</i>		
Current income tax expense / (benefit)	-	-
<i>Deferred income tax</i>		
Relating to the origination and reversal of temporary differences	-	-
Deferred tax asset derecognised	-	3,773,147 ¹
Total income tax as reported in the profit or loss	-	3,773,147

¹ Non-cash derecognition of deferred tax asset following disposal of Speewah Mining Pty Ltd (see note 6(b)).

(b) The prima facie tax on profit from ordinary activities before income tax is reconciled to the income tax as follows:

Profit/ (Loss) Before Income Tax	2,074,303	7,459,879
Prima facie tax payable on profit from ordinary activities before income tax at 30% (2022: 30%)	622,291	2,237,964
Add:		
Tax Effect of:		
Non-assessable/ deductible items	(43,189)	2,471,311
Movement in deferred tax assets not brought to account	(622,206)	(1,245,614)
Adjustment relating to prior period not brought to account	43,104	309,486
Deferred tax asset derecognised	-	3,773,147

Deferred Tax Assets and Liabilities

	30 June 2023	Movement	30 June 2024
Deferred Tax Assets (DTA)			
Capital raising costs	82,577	(29,326)	53,251
Tax losses	5,069,326	104,522	5,173,848
Other	24,367	(5,371)	18,996
Financial Assets	60,000	(86,400)	(26,400)
Accrued expenses	15,840	1,290	17,130
	5,252,110	(15,285)	5,236,825
Deferred Tax Liabilities (DTL)			
Exploration	(2,291,489)	(613,974)	(2,905,463)
Fixed Assets	(622)	1,080	458
Other	(26,763)	5,973	(20,790)
	(2,318,874)	(606,921)	(2,925,795)
Net Deferred assets/ liabilities not recognised	2,933,236	(622,206)	2,311,030

The Company and its subsidiary form a tax consolidated group. The consolidated financial statements have been prepared on this basis of the formation of a consolidated group. The above DTA amounts are not recognised in the accounts on the basis the Company does not meet the DTA recognition test due to the absence of forecasted future taxable profits.

8. SEGMENT REPORTING

Segment information is presented in respect of the Group's Directors and internal reporting. The Chief Operating Decision Makers are the Board of Directors of the Group. The accounting policies applied for internal reporting purposes are consistent with those applied in the preparation of the financial statements.

Segment results, assets and liabilities include items directly attributable to a segment as well as those that can be allocated on a reasonable basis. Unallocated items comprise mainly corporate assets and head office expenses, and income tax assets and liabilities. The corporate and administrative functions based in Australia are considered incidental to Consolidated Entity's exploration activities. The Group's interest income is all earned in Australia.

Notes to the Consolidated Financial Statements

FOR THE YEAR ENDED 30 JUNE 2024



8. SEGMENT REPORTING continued

For the year ended 30 June 2024, the group had one segment being Exploration and Evaluation activities of its gold projects in Australia (Western Australia and Northern Territory). These activities were undertaken by Treasure Creek Pty Ltd and Whitewater Minerals Pty Ltd.

	2024				
	ARC HPA Project \$	Exploration and Evaluation \$	Total Segments \$	Adjustment or Unallocated items \$	Consolidated \$
Revenue					
Interest revenue	-	-	-	91,990	91,990
Total revenue	-	-	-	91,990	91,990
Other income					
R&D Tax Incentive	81,055	-	81,055	201,706	282,761 ¹
Shire rates refunded	-	8,950	8,950	-	8,950
Net profit on disposal of Speewah	-	-	-	2,400,000 ²	2,400,000
Net fair value gain on investment				288,000	288,000
Total other income	81,055	8,950	90,005	2,889,706	2,979,711
Expenses					
Depreciation and amortisation	-	(7,189)	(7,189)	(23,123)	(30,312)
Finance costs	-	-	-	(4,273)	(4,273)
Other costs	(726)	(874)	(1,600)	(961,213)	(962,813)
Total Expenses	(726)	(8,063)	(8,789)	(988,609)	(997,398)
Reportable segment result before tax	80,329	887	81,216	1,993,087	2,074,303
Reportable segment assets	718	10,099,865	10,100,583	-	10,100,583
Cash and cash equivalent				3,687,847	3,687,847
Ordinary shares				10,088,000	10,088,000
Other receivables				4,010,366	4,010,366
Other assets				81,243	81,243
Total assets	718	10,099,865	10,100,583	17,867,456	27,968,039
Reportable segment liabilities	-	(301,727)	(301,727)	-	(301,727)
Trade and other payables				(120,705)	(120,705)
Lease liability				(63,319)	(63,319)
Total liabilities	-	(301,727)	(301,727)	(184,024)	(485,751)

¹2023 Research & Development incentive of \$282,761 recognised as other income during the year ended 30 June 2024 is attributable to the eligible expenditure incurred in the year ended 30 June 2023.

² Net profit on the disposal of Speewah Project refer to Note 6(b) Other Income.

Notes to the Consolidated Financial Statements

FOR THE YEAR ENDED 30 JUNE 2024



8. SEGMENT REPORTING continued

For the year ended 30 June 2023, the group had two segments being:

- ARC High Purity Alumina ('HPA') Project to develop the ARC HPA process and precursor compound for the production of HPA. This was undertaken by High Purity Metals Pty Ltd and was placed on hold during the 2023 financial year; and
- Exploration and evaluation activities of its gold projects in Australia (Western Australia and Northern Territory). These activities were undertaken by Treasure Creek Pty Ltd, Whitewater Minerals Pty Ltd and Speewah Mining Pty Ltd.

	2023				
	ARC HPA Project \$	Exploration and Evaluation \$	Total Segments \$	Adjustment or Unallocated items \$	Consolidated \$
Revenue					
Interest revenue	-	3	3	246	249
Total revenue	-	3	3	246	249
Other income					
R&D Tax Incentive	532,957 ¹	-	532,957	-	532,957
Net profit on disposal of asset	-	8,614,950 ²	8,614,950	-	8,614,950
Total other income	532,957	8,614,950	9,147,907	-	9,147,907
Expenses					
Depreciation and amortisation	-	(3,075)	(3,075)	(38,321)	(41,396)
Finance costs	-	-	-	(3,074)	(3,074)
HPA development costs	(130,915)	-	(130,915)	-	(130,915)
Write-off of capitalised exploration expense	-	(574,650)	(574,650)	-	(574,650)
Net fair value loss on investment	-	-	-	(200,000)	(200,000)
Other costs	(1,324)	(1,438)	(2,762)	(735,480)	(738,242)
Total Expenses	(132,239)	(579,163)	(711,402)	(976,875)	(1,688,277)
Reportable segment result before tax	400,718	8,035,787	8,436,505	(976,629)	7,459,630
Reportable segment assets	644	8,065,525	8,066,169	-	8,066,169
Cash and cash equivalent				2,816,132	2,816,132
Ordinary shares				7,400,000	7,400,000
Other receivables				7,522,047	7,522,047
Other assets				107,119	107,119
Total assets	644	8,065,525	8,066,169	17,845,298	25,911,467
Reportable segment liabilities	-	(244,638)	(244,638)	-	(244,638)
Trade and other payables				(146,211)	(146,211)
Lease liability				(81,224)	(81,224)
Total liabilities	-	(244,638)	(244,638)	(227,435)	(472,073)

¹2022 Research & Development incentive of \$532,957 received during the year ended 30 June 2023 and is attributable to the eligible expenditure incurred in the year ended 30 June 2022.

² Net profit on the disposal of Speewah Project refer to Note 6(b) Other Income.

Notes to the Consolidated Financial Statements

FOR THE YEAR ENDED 30 JUNE 2024



	Consolidated	
	2024	2023
	\$	\$
9. EARNINGS PER SHARE		
Earnings used in calculation of basic and diluted earnings per share	2,074,303	3,686,732
	Number	Number
Weighted average number of ordinary shares for the purposes of basic earnings per share	1,553,316,967	1,553,524,947
Effect of dilution - share options	-	-
Weighted average number of ordinary shares adjusted for effect of dilution	1,553,316,967	1,553,524,947

As at 30 June 2024 the Company has 10,000,000 Loan Plan Shares accounted for as in-substance options (June 2023: 10,000,000), and 125,000,000 performance rights (June 2023: nil) on issue. These performance rights are not included in diluted earnings per share calculation as the issue of the shares are contingent on certain vesting conditions. There have been no other transactions involving ordinary shares or potential ordinary shares subsequent to the balance date that would significantly change the number of ordinary shares or potential ordinary shares outstanding for the reporting period.

	Consolidated	
	2024	2023
	\$	\$
10. CURRENT ASSETS		
(a) Cash and cash equivalents balance		
Cash at bank and on hand	1,871,077	3,145,977
Short-term deposits	2,064,753 ¹	-
	3,935,830	3,145,977

Cash at bank earns interest at floating rates based on daily bank deposit rates.

¹ Term deposit has an investment term of 3 months.

Reconciliation of net loss after tax to net cash flows from operations		
Profit for the year	2,074,303	7,459,879
Share-based payments	196,024	21,872
Depreciation	30,312	41,396
Capitalised exploration expenditure written off	(8,950)	574,650
Net fair value (gain) /loss through Profit & Loss	(288,000)	200,000
Net gain on sale of asset	(2,400,000)	(8,614,950)
Decrease in assets:		
- Receivables and other current assets	2,396	173,529
Increase/(decrease) in liabilities:		
- Trade and other current payables	21,173	(186,357)
Net Cash flow used in Operating Activities	(372,742)	(329,981)
(b) Other Receivables		
GST & Fuel Tax Credits receivable	74,072	80,509
Other receivables ²	4,000,000	7,500,000
	4,074,072	7,580,509

² The \$4,000,000 (2023: \$7,500,000) is the deferred cash consideration for the sale of the Speewah Project to Tivan Limited and is measured at amortised cost with nil loss allowance based on lifetime ECLs at the reporting date. On 8 July 2024 King River received \$1.6 million cash and the balance of the deferred consideration of \$2.4 million remains owing to King River and is due to be paid by 17 February 2025 in accordance with the agreement payment restructure. In addition, if the value of the 100 million Tivan shares held by King River is less than \$10 million on 17 February 2025, calculated on the basis of Tivan's preceding 30-day volume weighted average price ("VWAP"), then Tivan shall issue to King River such additional shares at that VWAP which when combined with the existing 100 million shares is valued at a total of \$10million. This deferred consideration is secured by a general security deed over the issued capital of Speewah Mining Pty Ltd, the owner of the Speewah Vanadium-Titanium-Iron Project.

Notes to the Consolidated Financial Statements

FOR THE YEAR ENDED 30 JUNE 2024



10. CURRENT ASSETS continued	Consolidated	
	2024	2023
	\$	\$
(c) Other current assets		
Prepayments	9,750	8,633
Security deposit	44,294	30,567
Security deposit – bank ¹	8,285	12,155
	<u>62,329</u>	<u>51,355</u>

¹The bank security deposits of \$8,285 is the bank accounts in the name of King River for security of the lease bank guarantee.

Allowance for impairment loss

Other receivables which are non-interest bearing and are neither past due nor materially impaired at 30 June 2024 and 30 June 2023.

Fair value

Due to the short-term nature of the other receivables, their carrying value approximates their fair value.

11. CAPITALISED EXPLORATION EXPENDITURE	Consolidated	
	2024	2023
	\$	\$
At Cost		
Balance at beginning of the year	7,638,295	19,023,605
Expenditure incurred	2,142,446	2,106,146
Capitalised Tenement costs written off	-	(574,650) ¹
Research & Development Incentive Received	(78,600)	(248,740)
Government Grants and Fuel Tax Credits	(17,265)	(90,909)
Disposal of asset – Speewah Project	-	(12,577,157) ²
Total Capitalised Exploration Expenditure	<u>9,684,876</u>	<u>7,638,295</u>

¹ Please refer to Note 6. Revenue and Expenses (d).

² Please refer to Note 6. Revenue and Expenses (b)

The recoupment of costs carried forward in relation to areas of interest in the exploration and evaluation phases are dependent on the successful development and commercial exploitation or sale of the respective areas.

12. FINANCIAL ASSET AT FAIR VALUE THROUGH PROFIT & LOSS	Consolidated	
	2024	2023
	\$	\$
Listed ordinary shares - designated at fair value through profit or loss	10,000,000 ^{1,2}	7,400,000
Listed options - designated at fair value through profit or loss ⁴	88,000 ⁴	-
	<u>10,088,000</u>	<u>7,400,000</u>
<i>Reconciliation</i>		
Opening fair value	7,400,000	-
Additions	2,400,000 ²	7,600,000 ¹
Gain/(Loss) on fair value remeasurement	288,000 ³	(200,000) ³
Closing fair value	<u>10,088,000</u>	<u>7,400,000</u>

¹100 million fully paid ordinary shares in Tivan Ltd at \$0.076, being the quoted share price on 31 March 2023 when shareholder approval for the sale of Speewah Project was received. The shares were issued pursuant to the Binding Term sheet and are subject to a voluntary escrow for a two-year period from 16 February 2023.

² On 12 February 2024 King River has agreed with Tivan that if the value of the 100 million Shares held by King River is less than \$10 million on 17 February 2025, calculated on the basis of Tivan's preceding 30-day volume weighted average price ("VWAP"), then Tivan shall issue to King River such additional number of Tivan shares at that VWAP which when combined with the

Notes to the Consolidated Financial Statements

FOR THE YEAR ENDED 30 JUNE 2024



12. FINANCIAL ASSET AT FAIR VALUE THROUGH PROFIT & LOSS continued

existing 100 million shares is valued at a guaranteed total of \$10 million at 17 February 2025. If Tivan's VWAP at 17 February 2025 equals \$0.10 or more, no additional shares will be issued to King River. The variation to payment terms pertaining to the share value is accounted as a gain of \$2.4 million during the year ended 30 June 2024, being the difference between the guaranteed \$10 million share value at 17 February 2025 and the share consideration at the time of the original share issued 11 April 2023.

³The fair value measurement is based on Level 1: Quoted prices (unadjusted) in an active market for identical assets or liabilities that the entity can access at the measurement date being 30 June 2024 and 30 June 2023 respectively.

⁴On 21 December 2023 King River received 4,000,000 listed options in Tivan Limited, the options have an exercise price of \$0.30 and an expiry date of 30 June 2026. King River received the options pursuant to a bonus options issue by Tivan to its shareholders. The options had a market price of \$0.022 each as at 30 June 2024.

	Consolidated	
	2024	2023
	\$	\$
13. PLANT AND EQUIPMENT		
Gross carrying amount – at cost	163,401	105,489
Accumulated depreciation	(100,020)	(90,733)
Net carrying amount	63,381	14,756
At beginning of year, net carrying amount	14,756	14,584
Acquired	57,913	4,500
Disposals	-	-
Depreciation charge for the year	(9,288)	(4,328)
At end of year, net carrying amount	63,381	14,756

The useful life of the assets was estimated between 2 and 20 years for 2024 and 2023.

14. RIGHT OF USE ASSET

Leased warehouse storage	59,551	80,575
	59,551	80,575

15. TRADE AND OTHER PAYABLES

Trade payables	364,035	333,502
Accruals	57,100	52,800
Other payables	1,297	4,547
	422,432	390,849

Trade payables and other creditors are non-interest bearing and are normally settled on 30-day terms. Due to the short-term nature of these payables, their carrying value approximates their fair value.

16. LEASE LIABILITIES

Leased warehouse storage – current	20,123	22,183
Leased warehouse storage – non-current	43,196	59,041
	63,319	81,224

17. CONTRIBUTED EQUITY AND RESERVES

(a) Contributed Equity – Consolidated

	2024	
	Number	\$
Issued capital at beginning of year as at 1 July 2023	1,553,524,947¹	49,408,241
Fully paid ordinary shares carry one vote per share and carry the right to dividends		
Movements in ordinary shares on issue		
Cancellation of share pursuant to an on-market buy-back	(25,304,196)	(227,433)
Issued capital at end of year as at 30 June 2024	1,528,220,751¹	49,180,808

Notes to the Consolidated Financial Statements

FOR THE YEAR ENDED 30 JUNE 2024



17. CONTRIBUTED EQUITY AND RESERVES continued

(a) Contributed Equity – Consolidated continued

¹ Number of shares is inclusive of the 10,000,000 Loan Plan Shares accounted for as in-substance options. Refer to Note 19(b) Loan Plan Shares.

There were no options issued or expired during the year ended 30 June 2024. Refer note 19(b) Summaries of Options and Performance Rights.

	2023	
	Number	\$
Issued capital at beginning of year as at 1 July 2022	1,553,524,947¹	49,408,241
Fully paid ordinary shares carry one vote per share and carry the right to dividends		
Movements in ordinary shares on issue	-	-
Issued capital at end of year as at 30 June 2023	1,553,524,947¹	49,408,241

¹ Number of shares is inclusive of the 10,000,000 Loan Plan Shares accounted for as in-substance options. Refer to Note 19(b) Loan Plan Shares.

	Number	Exercise Price
Listed Options on Issue as at 1 July 2022	152,443,342	6 cents
Issued	-	-
Expired	(152,443,342)	-
Listed Options on Issue as at 30 June 2023	-	-

Each option has an exercise price of \$0.06 and expiry date of 31 July 2022.

	Number	Exercise Price
Unlisted Options on Issue as at 1 July 2022	7,000,000	6 cents
Issued	-	-
Expired	(7,000,000)	-
Options on Issue as at 30 June 2023	-	-

Refer note 19 (b) Summaries of Options Granted.

Terms and conditions of contributed equity

Ordinary shares

Ordinary shares have the right to receive dividends as declared and, in the event of winding up the Company, to participate in the proceeds from the sale of all surplus assets in proportion to the number of and amounts paid up on shares held. On a show of hands, every holder of ordinary shares present at a meeting in person or by proxy is entitled to one vote, and upon a poll each share is entitled to one vote.

As per the *Corporations Act 2001* the Company does not have authorised capital and ordinary shares do not have a par value.

17(b) Reserves

	Equity Benefits Reserve
	\$
Reserves	
At 30 June 2022	1,941,716
Share – based payments	21,872
At 30 June 2023	1,963,588
Share – based payments	196,024
At 30 June 2024	2,159,612

Nature and Purpose of Equity Benefits Reserve

This reserve is used to record the value of equity benefits provided to directors, employees and external service providers as part of their fees and remuneration.

Notes to the Consolidated Financial Statements

FOR THE YEAR ENDED 30 JUNE 2024



	Consolidated	
	2024	2023
	\$	\$

18. COMMITMENTS

Exploration Expenditure Commitment

Within 1 year

715,757	873,800
---------	---------

In order to maintain the Company's interest in mining tenements, the Company is committed to meet the minimum expenditure conditions under which the tenements were granted. These amounts change annually and are also based on whether term of extensions are granted for each tenement.

19. SHARE BASED PAYMENTS

(a) Recognised share-based payment expenses

The share-based payment expense for the year ended 30 June 2024 is \$196,024 (2023: \$21,872) for the consolidated entity.

Performance Rights

During the year ended 30 June 2024 the Company issued 125,000,000 performance rights to directors and senior management.

Senior management

The Company issued 50,000,000 performance rights to senior management within the Company's existing placement capacity under ASX Listing Rule 7.1 and did not require shareholder approval. The performance rights issued to senior management have the following vesting conditions and is conditional on continuity of employment or engagement with King River:

	Number
The Performance Rights will vest upon:	40,000,000
(a) the Company completing 15,000 metres of drilling within 24 months of the date of issue of the Performance Rights; and	
(b) the Company's 20-day volume weighted average share price achieving \$0.03 or higher at any time in the 3 years after the date of issue of the performance rights.	
The Performance Rights will vest upon the Company's 20-day volume weighted average share price achieving \$0.03 or higher at any time in the 3 years after the date of issue of the performance rights.	10,000,000

Directors

The Company issued 75,000,000 Performance Rights to Directors as approved at the Annual General Meeting held on 16 November 2023. The details of the Performance Rights to Directors resolution are included in the Notice of Meeting of the Annual General Meeting dated 13 October 2023, available on the ASX Company Announcement Platform and the Company's website <https://kingriverresources.com.au/investors/>. The performance rights issued to Directors will vest upon the Company's 20-day volume weighted average share price achieving \$0.05 or higher at any time in the 3 years after the date of issue of the performance rights. Vesting of awards is conditional on continuity of office or engagement with King River.

The weighted average remaining contractual life of the performance rights outstanding as at 30 June 2024 is 2.33 years.

The Performance Rights value brought to account as a share-based payment expense in the year ended 30 June 2024 was \$196,024 (2023: nil). Please refer to Note 19(d).

Loan Plan Shares

On 14 August 2019 the Company issued 10,000,000 Loan Plan Shares to the Chief Geologist at the market price of 3.2 cents per share. The shares have been funded by a limited recourse loan from the Company with zero interest rate, the loan is repayable at the end of the term (14 August 2026) or from the proceeds of any shares sold after escrow release. In the event that any shares sold are less than 3.2 cents the Company will only recoup the value of the shares sold at the respective price in repayment of the loan, or part thereof.

Notes to the Consolidated Financial Statements

FOR THE YEAR ENDED 30 JUNE 2024



19. SHARE BASED PAYMENTS continued

(a) Recognised share-based payment expenses continued

Loan Plan Shares continued

The Loan Plan Shares have been accounted for as an in-substance option award. The fair value of the equity instrument granted was estimated as at the date of grant using the Black and Scholes model taking into account the terms and conditions upon which the shares were granted. The Loan Plan Shares has been fully expensed in the financial year ended 30 June 2023 and no expense recognised during the year ended 30 June 2024. The weighted average remaining contractual life for the Loan Plan Shares loan term outstanding as at 30 June 2024 is 2.12 years. Please refer to Note 19(e).

The Loan Plan Share value brought to account as a share-based payment expense in the year ended 30 June 2024 was nil (2023: \$21,872).

(b) Summaries of options and performance rights granted

Performance Rights

The following table illustrates the number and weighted average exercise prices (WAEP) and movements of Performance Rights issued during the year to directors and senior management.

	2024		2023	
	Number	WAEP	Number	WAEP
Performance Rights outstanding at the beginning of the year	-	-	-	-
Issued during the year	125,000,000	-	-	-
Exercised during the year	-	-	-	-
Forfeited during the year	-	-	-	-
Loan Plan Share outstanding at the end of the year	125,000,000	-	-	-

There were no performance rights on issue as at 30 June 2023.

During the year ended 30 June 2024, no performance rights were converted or cancelled and none of the milestones were met during the period. Refer to section Note 19(e) Performance right pricing model,

Loan Plan Shares

The following table illustrates the number and weighted average exercise prices (WAEP) and movements of Loan Plan shares issued during the year to contractors & employees.

	2024		2023	
	Number	WAEP	Number	WAEP
Loan Plan Shares outstanding at the beginning of the year	10,000,000	0.032	10,000,000	0.032
Issued during the year	-	-	-	-
Released during the year	-	-	-	-
Expired during the year	-	-	-	-
Loan Plan Share outstanding at the end of the year	10,000,000	0.032	10,000,000	0.032
Escrowed at the end of the year	-	-	-	-

There were 10,000,000 Loan Plan Shares which have been accounted for as an in-substance options award (2023: 10,000,000) at 30 June 2024. Refer to section Note 19 (d) Share pricing model, and Loan Plan Shares of the Directors Report for details of Loan Plan Shares accounted for as in substance options.

Notes to the Consolidated Financial Statements

FOR THE YEAR ENDED 30 JUNE 2024



19. SHARE BASED PAYMENTS continued

(b) Summaries of options and performance rights granted continued

Options

The following table illustrates the number and weighted average exercise prices (WAEP) and movements of share options issued during the year to contractors & employees.

	2024		2023	
	Number	WAEP	Number	WAEP
Options outstanding at the beginning of the year	-	-	7,000,000	0.06
Granted during the year	-	-	-	-
Expired during the year	-	-	(7,000,000)	-
Outstanding at the end of the year	-	-	-	-
Exercisable at the end of the year	-	-	-	-

There were no unlisted options exercised during the 2024 and 2023 financial year. Class O 7,000,000 unlisted options expired on 14 August 2022. There were no unlisted options on issue as at 30 June 2024 (2023: nil). There were no unlisted options granted during the year ended 30 June 2024 (2023: nil).

(c) Option pricing model

There were no unlisted options on issue as at 30 June 2024 (2022: 7,000,000). There were 10,000,000 Loan Plan Shares which have been accounted for as an in-substance options award (2023: 10,000,000) at 30 June 2024. Refer to Note 19 (d) Share pricing model.

(d) Share pricing model

The fair value of the equity-settled share granted under the Loan Plan Shares issued to Chief Geologist is estimated as at the date of grant using a Black-Scholes model taking into account the terms and conditions upon which the shares were granted.

The following table lists the expense inputs to the model used.

Grant Date	14 August 2019
Options Issued	10,000,000
Volatility	100%
Risk free interest rate	0.71%
Discount rate (%)	0.94
Share price at grant date	\$0.032
Expected life of options (years)	4
Fair value at grant date	\$0.0254

The expected life of the shares is based on historical data and is not necessarily indicative of exercise patterns that may occur. The expected volatility reflects the assumption that the historical volatility is indicative of future trends, which may also not necessarily be the actual outcome.

(e) Performance right pricing model

For the performance rights granted during the year ended 30 June 2024, the valuation model inputs used to determine the fair value at the grant date, are as follows:

Grant Date	6 October 2023	16 November 2023
Performance Rights Issued	50,000,000	75,000,000
Expected Volatility	100%	100%
Risk free interest rate	4%	4.17%
Dividend yield (%)	-	-
Share price at grant date	\$0.010	\$0.016
Expected life (years)	3	3
Fair value at grant date	\$0.0056	\$0.0082

Notes to the Consolidated Financial Statements

FOR THE YEAR ENDED 30 JUNE 2024



19. SHARE BASED PAYMENTS continued

(e) Performance right pricing model continued

The expected life of the shares is based on historical data and is not necessarily indicative of exercise patterns that may occur. The expected volatility reflects the assumption that the historical volatility is indicative of future trends, which may also not necessarily be the actual outcome.

20. FINANCIAL RISK MANAGEMENT

The Group's principal financial instruments comprise of cash and short term deposits. The Group has various other financial assets and liabilities such as loan and borrowings, lease liabilities, receivables and trade payables, which arise directly from its operations.

Details of the significant accounting policies and methods adopted, including the criteria for recognition, the basis of measurement and the basis on which income and expenses are recognised, in respect of each class of financial asset, financial liability and equity instrument are disclosed in notes 10 and 15 to the consolidated financial statements.

The Group manages its exposure to a variety of financial risks: market risk (including interest rate risk), credit risk, liquidity risk and cash flow interest rate risk in accordance with the approved Group policies.

Primary responsibility for the identification and control of financial risks rests with the Board. The Board reviews and agrees policies for managing each of the risks identified.

The Group uses different methods to measure and manage different types of risks to which it is exposed. These include monitoring levels of exposure to interest rate and foreign exchange risk and assessment of market forecast for interest rate and foreign exchange.

The Group manages credit risk by only dealing with recognised, creditworthy, third parties and liquidity risk is monitored through the development of future rolling cash flow forecasts.

Commodity price risk

Presently the Group is not exposed to commodity price risk.

Interest rate risk

The Group's current exposure to the risk of changes in market interest rates relate primarily to cash assets rates and is managed by the Board in accordance with the approved investment policy. This policy defines maximum exposures and credit ratings limits.

The Group does not account for fixed rate financial assets and liabilities at fair value through profit or loss.

The group does not have any material exposure to interest rate risk as at 30 June 2024.

Foreign currency risk

The Group has no material transactional foreign currency exposure.

Credit risk

Credit risk arises in the event that counterparty will not meet its obligations under a financial instrument leading to financial losses. The Group is exposed to credit risk from its operating activities, financing activities including deposits with banks and receivables.

The credit risk control procedures adopted by the Group is to assess the credit quality of the institution with whom funds are deposited or invested, taking into account its financial position and past experiences. Investment limits are set in accordance with limits set by the Board based on the counterparty credit rating. The limits are assigned to minimise concentration of risks and mitigate financial loss through potential counterparty failure. The compliance with credit limits is regularly monitored as part of day-to-day operations. Any credit concerns are highlighted to senior management.

As the Group is yet to commence mining operations it has no significant exposure to customer credit risk. The maximum exposure to credit risk at the reporting date is the carrying value of each class of financial assets in the Statement of Financial Position.

Credit Quality of Financial Assets

	S&P Credit rating				
	AAA	A1+	A1	A2	Unrated
	\$	\$	\$	\$	\$
Consolidated as at 30 June 2024					
Cash and cash equivalents	-	3,935,830	-	-	-
Other Financial Assets	-	-	-	-	-
Other Receivables	74,072	-	-	-	4,000,000 ¹

Notes to the Consolidated Financial Statements

FOR THE YEAR ENDED 30 JUNE 2024



20. FINANCIAL RISK MANAGEMENT continued

¹ On 8 July 2024 the Company received the cash payment of \$1.6million for the sale of the Speewah Project. The balance of the deferred cash consideration of \$2.4million remains owing to King River and is due to be paid by 17 February 2025. This deferred consideration payment is secured by a general security deed over the issued capital of Speewah Mining Pty Ltd, the owner of the Speewah Vanadium-Titanium-Iron Project.

	S&P Credit rating				
	AAA	A1+	A1	A2	Unrated
	\$	\$	\$	\$	\$
Consolidated as at 30 June 2023					
Cash and cash equivalents	-	3,145,977	-	-	-
Other Financial Assets	-	-	-	-	-
Other Receivables	80,509	-	-	-	7,500,000 ¹

¹ On 27 July 2023 the Company received the cash payment of \$2.5million for the sale of the Speewah Project. The balance of the deferred consideration of \$5million remains owing to King River and is due to be paid by 16 February 2024. This deferred consideration is secured by a general security deed over the issued capital of Speewah Mining Pty Ltd, the owner of the Speewah Vanadium-Titanium-Iron Project.

Liquidity risk

The responsibility for liquidity risk management rests with the Board of Directors.

The Group manages liquidity risk by maintaining sufficient cash to meet the operating requirements of the business and investing excess funds in highly liquid short-term investments. The Group's liquidity needs can be met through a variety of sources, including: cash generated from interest accrued on cash balances, short and long term borrowings and issue of equity instruments. Alternatives for sourcing our future capital needs include our current cash position, future operating cash flow, project debt financings and equity raisings. These alternatives are evaluated to determine the optimal mix of capital resources for our capital needs.

The maturity analysis for contractual undiscounted cash flows of liabilities:

Less than one year	\$442,555
One to five years	\$43,196
Total undiscounted cash flow	\$485,751

Capital risk management

The Group's capital comprises share capital, reserves less accumulated losses amounting to \$27,482,288 at 30 June 2024 (2023: \$25,439,394). The Group's capital management objectives are:

- To safeguard the business as a going concern;
- To maximise potential returns for shareholders through minimising dilution; and
- To retain an optimal debt to equity balance in order to minimise the cost of capital.

The Group may issue new shares or sell assets to reduce debts in order to maintain the optimal capital structure.

Equity price risk

The Group's listed equity investments are susceptible to market price risk arising from uncertainties about future values of the investment securities. The Group manages the equity price risk by placing limits on individual and total equity instruments. Reports on the equity portfolio are submitted to the Group's Board of Directors on a regular basis. The Group's Board of Directors reviews and approves all equity investment decisions. At the reporting date, the listed equity investments are subject to escrow until 17 February 2025 and are recognised in the balance sheet at a value of \$10million. Given that \$10million value in Tivan Ltd ordinary shares is guaranteed until February 2025, it is determined that the fair value is not subject to equity price risk until February 2025.

21. GROUPS INFORMATION

The consolidated financial statements include the financial statements of King River Resources Limited and its subsidiaries:

	Country of Incorporation	% Equity Interest	
		2024	2023
Treasure Creek Pty Ltd	Australia	100	100
Kimberley Gold Pty Ltd	Australia	100	100
Whitewater Minerals Pty Ltd	Australia	100	100
High Purity Metals Pty Ltd	Australia	100	100

Notes to the Consolidated Financial Statements

FOR THE YEAR ENDED 30 JUNE 2024



22. EVENTS AFTER THE BALANCE SHEET DATE

On 5 July 2024 the Company announced it has extended the time period to complete its existing on-market share buy-back of up to 155,352,495 ordinary shares by 12 months, until 24 July 2025. The number of shares purchased, the purchase price, and timing of the Buy-back will be subject to the Company's prevailing market conditions, share price and other considerations including unforeseen circumstances. The Company reserves the right to vary the terms, suspend or terminate the buy-back at any time, subject to and in accordance with applicable legal requirements.

On 8 July 2024 the Company announced it has received a cash payment of \$1.6million for the acquisition of the Speewah Project by Tivan Limited ("Tivan"). The balance of deferred consideration of \$2.4million for the sale of Speewah Project remains owing to King River as at the date of this report and is to be paid by 17 February 2025 in accordance with the agreed payment restructure. In addition, if the value of the 100million Tivan shares held by King River is less than \$10million on 17 February 2025, calculated on the basis of Tivan's preceding 30-day volume weighted average price ("VWAP"), then Tivan shall issue to King River such additional shares at that VWAP which when combined with the existing 100million shares is valued at a total of \$10million. This deferred consideration is secured by a general security deed over the issued capital of Speewah Mining Pty Ltd, the owner of the Speewah Vanadium-Titanium-Iron Project. The Company's cash position on 8 July 2024 was \$5,281,296.

There were no other significant events following the balance date that affected the Company's equity or state of affairs.

23. AUDITORS' REMUNERATION

The auditors of King River are Ernst & Young.

	Consolidated	
	2024	2023
	\$	\$
Auditor's Remuneration		
Fees to Ernst & Young (Australia)		
Fees for auditing the statutory financial report of the parent covering the group and auditing the statutory financial reports of any controlled entities	69,409	64,512
Total fees to Ernst & Young (Australia)	69,409	64,512
Total auditor's remuneration	69,409	64,512

24. DIRECTORS AND KEY MANAGEMENT PERSONNEL DISCLOSURES

There were no changes to Directors and Key Management Personnel between the reporting date and the date the financial report was authorised for issue.

	Consolidated	
	2024	2023
	\$	\$
(a) Compensation of Directors and Key Management Personnel		
<i>Director and Key Management Personnel</i>		
Short-term	120,000	120,000
Post-employment superannuation	13,200	12,600
Share based payments	127,494	-
	260,694	132,600

25. RELATED PARTY TRANSACTIONS

Australian Heritage Group Pty Ltd ("AHG"), a company in which Mr Anthony Barton is a Director and shareholder, and Mr Greg MacMillan, a Director, Shareholder and the Company Secretary, have entered into an occupancy and administration agreement with King River in respect of providing occupancy and administration services commencing March 2009. The total value of the occupancy and administration services provided by AHG during the year was \$4,909 (2023: \$4,909).

AHG was engaged to provide management and corporate services in relation to the sale of Speewah Project for a management fee of 1% on the proceeds value, resulting in management fee invoiced of \$176,000 plus GST during the year ended 30 June 2023. The management fee of 1% applicable to the cash consideration is payable when King River receives each tranche payment from Tivan Ltd. During the year ended 30 June 2024 King River paid \$35,000 plus GST to AHG towards the amount payable.

As at 30 June 2024, there is \$44,450 (2023: \$82,950) outstanding to pay AHG. All services provided by companies associated with directors were provided on commercial terms.



**Building a better
working world**

Ernst & Young
11 Mounts Bay Road
Perth WA 6000 Australia
GPO Box M939 Perth WA 6843

Tel: +61 8 9429 2222
Fax: +61 8 9429 2436
ey.com/au

Independent auditor's report to the members of King River Resources Limited

Report on the audit of the financial report

Opinion

We have audited the financial report of King River Resources Limited (the Company) and its subsidiaries (collectively the Group), which comprises the consolidated statement of financial position as at 30 June 2024, the consolidated statement of comprehensive income, consolidated statement of changes in equity and consolidated statement of cash flows for the year then ended, notes to the financial statements, including material accounting policy information, the consolidated entity disclosure statement and the directors' declaration.

In our opinion, the accompanying financial report of the Group is in accordance with the *Corporations Act 2001*, including:

- a. Giving a true and fair view of the consolidated financial position of the Group as at 30 June 2024 and of its consolidated financial performance for the year ended on that date; and
- b. Complying with Australian Accounting Standards and the *Corporations Regulations 2001*.

Basis for opinion

We conducted our audit in accordance with Australian Auditing Standards. Our responsibilities under those standards are further described in the *Auditor's responsibilities for the audit of the financial report* section of our report. We are independent of the Group in accordance with the auditor independence requirements of the *Corporations Act 2001* and the ethical requirements of the Accounting Professional and Ethical Standards Board's APES 110 *Code of Ethics for Professional Accountants (including Independence Standards)* (the Code) that are relevant to our audit of the financial report in Australia. We have also fulfilled our other ethical responsibilities in accordance with the Code.

We believe that the audit evidence we have obtained is sufficient and appropriate to provide a basis for our opinion.

Key audit matters

Key audit matters are those matters that, in our professional judgment, were of most significance in our audit of the financial report of the current year. These matters were addressed in the context of our audit of the financial report as a whole, and in forming our opinion thereon, but we do not provide a separate opinion on these matters. For the matter below, our description of how our audit addressed the matter is provided in that context.

We have fulfilled the responsibilities described in the *Auditor's responsibilities for the audit of the financial report* section of our report, including in relation to this matter. Accordingly, our audit included the performance of procedures designed to respond to our assessment of the risks of material misstatement of the financial report. The results of our audit procedures, including the procedures performed to address the matters below, provide the basis for our audit opinion on the accompanying financial report.

Carrying amount of capitalised exploration and evaluation assets

Why significant	How our audit addressed the key audit matter
<p>At 30 June 2024, the Group held exploration and evaluation assets of \$9,684,875 as disclosed in Note 11 to the financial report.</p> <p>The carrying amount of exploration and evaluation assets is assessed for impairment by the Group when facts and circumstances indicate that the carrying amount of exploration and evaluation assets may exceed its recoverable amount.</p> <p>The determination as to whether there are any indicators to require the exploration and evaluation assets to be assessed for impairment involves a number of judgments, including whether the Group has tenure, whether substantive expenditure on further exploration and evaluation is neither planned or budgeted and whether there is sufficient information for a decision to be made that the area of interest is not commercially viable.</p> <p>For the year ended 30 June 2024 the Group did not identify any indicator of impairment.</p> <p>Given the size of the balance and the judgmental nature of impairment indicator assessments associated with exploration and evaluation assets, we consider this a key audit matter.</p>	<p>We evaluated the Group's assessment of the carrying amount of exploration and evaluation assets. Our audit procedures included the following:</p> <ul style="list-style-type: none"> ▶ Considered the Group's right to explore in the relevant exploration area which included obtaining and assessing supporting documentation such as license agreements. ▶ Considered the Group's intention to carry out significant exploration and evaluation activity in the relevant exploration area which included assessment of the Group's cash-flow forecast models and enquiries with senior management and the Directors as to the intentions and strategy of the Group. ▶ Assessed whether exploration and evaluation data exists to indicate that the carrying amount of capitalised exploration and evaluation assets is unlikely to be recovered through development or sale. ▶ Assessed the adequacy of the disclosures in the financial report.

Information other than the financial report and auditor's report thereon

The directors are responsible for the other information. The other information comprises the information included in the Company's 2024 annual report, but does not include the financial report and our auditor's report thereon.

Our opinion on the financial report does not cover the other information and accordingly we do not express any form of assurance conclusion thereon, with the exception of the Remuneration Report and our related assurance opinion.

In connection with our audit of the financial report, our responsibility is to read the other information and, in doing so, consider whether the other information is materially inconsistent with the financial report or our knowledge obtained in the audit or otherwise appears to be materially misstated.

If, based on the work we have performed, we conclude that there is a material misstatement of this other information, we are required to report that fact. We have nothing to report in this regard.

Responsibilities of the directors for the financial report

The directors of the Company are responsible for the preparation of:

- ▶ The financial report (other than the consolidated entity disclosure statement) that gives a true and fair view in accordance with Australian Accounting Standards and the *Corporations Act 2001*; and
- ▶ The consolidated entity disclosure statement that is true and correct in accordance with the *Corporations Act 2001*; and

for such internal control as the directors determine is necessary to enable the preparation of:

- ▶ The financial report (other than the consolidated entity disclosure statement) that gives a true and fair view and is free from material misstatement, whether due to fraud or error; and
- ▶ The consolidated entity disclosure statement that is true and correct and is free of misstatement, whether due to fraud or error.

In preparing the financial report, the directors are responsible for assessing the Group's ability to continue as a going concern, disclosing, as applicable, matters relating to going concern and using the going concern basis of accounting unless the directors either intend to liquidate the Group or to cease operations, or have no realistic alternative but to do so.

Auditor's responsibilities for the audit of the financial report

Our objectives are to obtain reasonable assurance about whether the financial report as a whole is free from material misstatement, whether due to fraud or error, and to issue an auditor's report that includes our opinion. Reasonable assurance is a high level of assurance, but is not a guarantee that an audit conducted in accordance with the Australian Auditing Standards will always detect a material misstatement when it exists. Misstatements can arise from fraud or error and are considered material if, individually or in the aggregate, they could reasonably be expected to influence the economic decisions of users taken on the basis of this financial report.

As part of an audit in accordance with the Australian Auditing Standards, we exercise professional judgment and maintain professional scepticism throughout the audit. We also:

- ▶ Identify and assess the risks of material misstatement of the financial report, whether due to fraud or error, design and perform audit procedures responsive to those risks, and obtain audit evidence that is sufficient and appropriate to provide a basis for our opinion. The risk of not detecting a material misstatement resulting from fraud is higher than for one resulting from error, as fraud may involve collusion, forgery, intentional omissions, misrepresentations, or the override of internal control.
- ▶ Obtain an understanding of internal control relevant to the audit in order to design audit procedures that are appropriate in the circumstances, but not for the purpose of expressing an opinion on the effectiveness of the Group's internal control.
- ▶ Evaluate the appropriateness of accounting policies used and the reasonableness of accounting estimates and related disclosures made by the directors.

- ▶ Conclude on the appropriateness of the directors' use of the going concern basis of accounting and, based on the audit evidence obtained, whether a material uncertainty exists related to events or conditions that may cast significant doubt on the Group's ability to continue as a going concern. If we conclude that a material uncertainty exists, we are required to draw attention in our auditor's report to the related disclosures in the financial report or, if such disclosures are inadequate, to modify our opinion. Our conclusions are based on the audit evidence obtained up to the date of our auditor's report. However, future events or conditions may cause the Group to cease to continue as a going concern.
- ▶ Evaluate the overall presentation, structure and content of the financial report, including the disclosures, and whether the financial report represents the underlying transactions and events in a manner that achieves fair presentation.
- ▶ Obtain sufficient appropriate audit evidence regarding the financial information of the entities or business activities within the Group to express an opinion on the financial report. We are responsible for the direction, supervision and performance of the Group audit. We remain solely responsible for our audit opinion.

We communicate with the directors regarding, among other matters, the planned scope and timing of the audit and significant audit findings, including any significant deficiencies in internal control that we identify during our audit.

We also provide the directors with a statement that we have complied with relevant ethical requirements regarding independence, and to communicate with them all relationships and other matters that may reasonably be thought to bear on our independence, and where applicable, actions taken to eliminate threats or safeguards applied.

From the matters communicated to the directors, we determine those matters that were of most significance in the audit of the financial report of the current year and are therefore the key audit matters. We describe these matters in our auditor's report unless law or regulation precludes public disclosure about the matter or when, in extremely rare circumstances, we determine that a matter should not be communicated in our report because the adverse consequences of doing so would reasonably be expected to outweigh the public interest benefits of such communication.

Report on the audit of the Remuneration Report

Opinion on the Remuneration Report

We have audited the Remuneration Report included in the directors' report for the year ended 30 June 2024.

In our opinion, the Remuneration Report of King River Resources Limited for the year ended 30 June 2024, complies with section 300A of the *Corporations Act 2001*.

Responsibilities

The directors of the Company are responsible for the preparation and presentation of the Remuneration Report in accordance with section 300A of the *Corporations Act 2001*. Our responsibility is to express an opinion on the Remuneration Report, based on our audit conducted in accordance with Australian Auditing Standards.



Ernst & Young



Timothy G Dachs
Partner
Perth
20 September 2024

ASX Additional Information



Additional information required by the Australian Stock Exchange Limited and not shown elsewhere in this report is as follows. The information is current as at 16 September 2024.

(a) Distribution of Equity Securities

The number of shareholders, by size of holding, in each class of share are:

			Listed Ordinary Shares		Listed Options	
			Number of Holders	Number of Shares	Number of Holders	Number of Options
1	–	1,000	165	40,646	-	-
1,001	–	5,000	255	896,103	-	-
5,001	–	10,000	405	3,346,251	-	-
10,001	–	100,000	1,938	85,728,295	-	-
100,001	–	and over	1,306	1,438,209,456	-	-
			4,069	1,528,220,751	-	-

(b) Twenty Largest Shareholders

The names of the twenty largest holders of quoted shares are:

		Listed Ordinary Shares	
		Number of Shares	Percentage of Shares %
1	HSBC CUSTODY NOMINEES (AUSTRALIA) LIMITED	74,048,120	4.85%
2	NYIO PTY LTD	48,355,392	3.16%
3	A P BARTON PERSON S/F A/C	40,778,058	2.67%
4	GDM SERVICES PTY LTD	35,401,684	2.32%
5	CITICORP NOMINEES PTY LIMITED	35,273,596	2.31%
6	BNP PARIBAS NOMINEES PTY LTD<IB AU NOMS RETAILCLIENT>	32,417,345	2.12%
7	UNIVERSAL OIL (AUSTRALIA) PTY LTD	28,064,033	1.84%
8	L & E FISHER NOMINEES PTY LTD	26,000,000	1.70%
9	BNP PARIBAS NOMS PTY LTD	25,908,062	1.70%
10	BNP PARIBAS NOMINEES PTY LTD<HUB24 CUSTODIAL SERV LTD>	19,505,660	1.28%
11	SESNA PTY LTD	17,500,000	1.15%
12	S F MARAVENTANO PTY LTD	15,713,098	1.03%
13	MR K CARTER & MRS M CARTER	15,000,000	0.98%
14	MR K ROGERS	14,406,182	0.94%
15	BARTON & BARTON PTY LTD	13,917,018	0.91%
16	MR M JONES & MS M TAI	13,000,000	0.85%
17	LASTING LEGACY PTY LTD	12,875,000	0.84%
18	MR I WALTERS	10,950,818	0.72%
19	MR M SOLMAN	10,442,222	0.68%
20	TEM TOR PTY LTD	10,391,667	0.68%
	TOTAL	499,947,955	32.71%

ASX Additional Information

(c) Voting Rights

All ordinary shares (whether fully paid or not) carry one vote per share without restriction.

(d) Unmarketable parcels

	Minimum parcel size No.	Holders No.	Shares %
Below \$500.00 at \$0.01 per unit	35,184,276	2,040	2%

(e) Substantial Shareholders

The names of substantial shareholders who have notified the Company in accordance with section 671B of the *Corporations Act 2001* are:

	Number of Shares	Percentage of Ordinary Shares %
Mr Anthony Barton and Associates	104,660,157	6.848%

(f) Unquoted Securities

Security Code	Security Name	Total Holders	Total Holdings
KRRPR1	Performance Rights	3	50,000,000
KRRPR2	Performance Rights	3	75,000,000
	Total	6	125,000,000

(g) Holders of more than 20% of unquoted securities

There were no holders, holding more than 20% of the unquoted securities on issue.

(h) On-Market Buyback

On 10 July 2023 the Company commenced an on-market share buy-back of up to 10% of its ordinary shares over the next 12 months. The Company has set the maximum number of shares proposed to be bought back of approximately 155,352,495 ordinary shares, being 10% of the lowest number of ordinary shares issued during the previous 12 months. Pursuant to the Corporations Act 2001 (Cth), companies are permitted to buy-back up to 10% of the lowest number of voting shares on issue during the previous 12 months, without requiring shareholder approval.

The number of shares purchased, the purchase price, and timing of the Buy-back will be subject to the Company's prevailing market conditions, share price and other considerations including unforeseen circumstances. The Company reserves the right to vary the terms, suspend or terminate the buy-back at any time, subject to and in accordance with applicable legal requirements.

During the year ended 30 June 2024, 25,304,196 King River ordinary shares were bought back on-market at an aggregate consideration (before expenses) of \$227,433, an average of \$0.0089 per share. All shares bought back during the year have subsequently been cancelled on 26 June 2024.

(i) Corporate Governance Statement

The Company's corporate governance statement is available at the Company's website at <https://kingriverresources.com.au/investors/corporate-governance/>

(j) Joint Company Secretaries

Gregory MacMillan
Kathrin Gerstmayr

(k) Registered Address

254 Adelaide Terrace, Perth WA 6000

(l) Register of securities

Registers of securities is held at Automic Group, Level 5 191 St Georges Terrace, Perth WA 6000

(m) Schedule of Mining Tenements

Area of Interest	Tenements	Comments
Australia – Western Australia		
East Kimberley	E80/5007	All of the Tenements are registered in the name of Treasure Creek Pty Ltd and Whitewater Minerals Pty Ltd the wholly owned subsidiaries of King River Resources Limited.
East Kimberley	E80/5133	
East Kimberley	E80/5176	
East Kimberley	E80/5178	
Australia – Northern Territory		
Tennant Creek	EL30205	Note: M = Mining Lease E/EL = Exploration Licence L = Miscellaneous Licence
Tennant Creek	EL31617	
Tennant Creek	EL31618	
Tennant Creek	EL31619	
Tennant Creek	EL31623	
Tennant Creek	EL31624	
Tennant Creek	EL31625	
Tennant Creek	EL31626	
Tennant Creek	EL31627	
Tennant Creek	EL31628	
Tennant Creek	EL31629	
Tennant Creek	EL31633	
Tennant Creek	EL31634	
Tennant Creek	EL32199	
Tennant Creek	EL32200	
Tennant Creek	EL32344	
Tennant Creek	EL32345	
Tennant Creek	MLC629	
Tennant Creek	ML32745 (application)	