

Aeris Environmental Ltd

ABN 19 093 977 336

Annual Financial Report - 30 June 2024



For personal use only



Dear Shareholders

I am pleased to report that Aeris has made significant progress in advancing its Energy Alliance initiative in recent months. The Company has communicated its strategic focus in growing an ecosystem of products and services aimed at the growing demand for energy efficiency and carbon neutrality solutions.

Early customer engagement across the spectrum of enterprise to SME is already reflecting consistent and positive feedback from our customers that actionable measurement, verification and reporting, is fundamentally aligned with their needs. The Company's solutions will enable corporations to move away from purchasing carbon offsets and focus on the core deliverables of energy and carbon reductions.

Importantly, the planned solution technologies will not only deliver outstanding improvements over baseline measurements, but also drive increased adoption of the core Aeris consumables and technologies. As outlined consistently, Aeris through its Energy Alliance initiative is assembling complementary products and services for which we have gained certain commercial rights, which is rapidly expanding our capabilities.

Customers are required to meet the new IFRS S1 and S2 reporting standards, particularly targeting their Scope 2 disclosures. In parallel there is movement from a deemed system to a measurement and verification requirement for which our solutions will be ideally placed to maximise improvements and gain validation for future grants of Australian energy rebate certificates.

From a global perspective Aeris is working on establishing distributors and value-added partners to deliver our solutions into the global marketplace for energy efficiency which is growing at a rapid rate. It is anticipated that this demand will accelerate over the coming decade and Aeris believes that both our platform and ecosystem is well positioned versus potential competitors to drive solutions for the needs of customers both in Australia and internationally.

Aeris' core products continue to enjoy increased sales and have been tailored to growing market needs in indoor air quality, energy efficiency, asset protection, and mould remediation. Our R&D program has successfully enhanced the performance and cost effectiveness of many of our products and we will be introducing a number of new solutions in response to customer and distributor demand which we believe will drive meaningful growth in our high margin consumables.

In China, we have established partnerships with highly regarded companies for local manufacturing and distribution across various sectors. Initial product shipments have commenced. The Chinese authorities have determined a number of priorities in the fields of energy, food safety, and indoor air quality for which our Aeris WOFE is adding resources to focus on these needs.

Aeris is increasing not only its capabilities but its product portfolio, and its current engagement with enterprise customers continues to grow with multiple onramps which have the potential to deliver long term relationships with Aeris. Your Company remains focused on both cost containment and sustainable growth whilst maintaining an active research and development program to enhance our portfolio with a market focused strategy.

I would like to thank the Aeris team and our investors for their support and commitment whilst Aeris continues to focus on growing shareholder value and establishing an efficient and scalable network of customers and distributors globally.



2024 Annual Financial Report: Review of Operations

Sector outlook

Aeris successfully executed a program of revenue growth and operational improvements, with target markets growing strongly from prior year and systems implemented to enable growth scaling. Core business revenues grew by 58% compared to the previous year, with gross margins meeting the targeted range of over 50%, and operating expenses reduced by 5%. The Company's growth strategy is progressively executed to address the growing Scope 1 and 2 ESG requirements of enterprise clients. As awareness increases for ESG issues, businesses are recognizing the costs of inaction. The built sector, responsible for over a third of global energy consumption, is now a focal point for investment in energy and carbon reduction initiatives and Aeris offers proprietary technologies which deliver upon these needs.

In Australia, government regulatory requirements have now mandated reporting on energy efficiency metrics and targets for large entities starting in the next financial year. This presents a unique opportunity for Aeris to assist enterprises in meeting these new standards. Delivering customers with the ability to measure, verify and act on their carbon footprint will present a substantial growth path for the Company.

Aeris' product portfolio has been expanded and strengthened to address the evolving needs of the energy efficiency and air quality market in the built environment, as well as targeting specific market segments in international markets where its proprietary technology presents other commercial opportunities.

Finance Performance

Annual revenue for the 2023-2024 financial year was \$3,166,066 (2023: annual revenue \$2,110,315). The Company made a loss before income tax of \$3,104,857 compared to a loss before income tax of \$4,028,470 in the prior year. Gross margins were improved at 57% (2023: 53%), reflecting the focus on maintaining supply chain costs despite inflationary pressures.

The Company's cash receipts from customers for the year were \$3,279,229 compared to the previous year of \$2,721,188. As 30 June 2024 Aeris has net liabilities of \$27,505 compared to net assets of \$2,951,081 on 30 June 2023. Cash at 30 June 2024 was \$989,791 compared to \$2,599,996 at 30 June 2023. The net cash used in operating activities decreased by \$597,234. Balance sheet movements included a decrease in trade debtors of \$39,183.

Heating, Ventilation, Air-Conditioning and Refrigeration (HVAC&R)

Aeris is delivering a dual value proposition of energy efficiency and improved indoor air quality (IAQ) through its HVAC&R product and service range. FY24 saw strong progress, with successful early implementations at enterprise client sites. The Company has identified clear market needs for programs that enhance operating efficiencies and air quality in the built environment.

The expanded portfolio through strategic acquisitions of distribution rights for key IAQ technologies (AtmosAir and EnviroGuard) developed positive traction through the course of the year, and the Company continues to explore further additions.

Aeris is expanding the Energy Alliance, bringing together industry leaders to provide holistic solutions, including an innovative software platform which has the potential to revolutionise the measurement and management of HVAC&R systems. The Company will be able to offer end-to-end solutions for commercial buildings, from energy and IAQ assessment to implementation of sustainable improvement programs that improve building carbon emissions performance.

This comprehensive solution addresses the evolving landscape of energy rebate schemes and pricing, as well as mounting ESG reporting requirements. As these requirements become a fundamental priority for many companies, the need to measure, verify and act on carbon emissions is growing. The Company's agile and affordable HVAC&R solutions will become core to achieving these essential outcomes, and pilot studies have documented both energy savings and indoor air quality (IAQ) improvements, adding to the evidence base for the efficacy of Aeris' products.

Aeris Environmental Ltd
Review of operations and activities
30 June 2024

Environmental Hygiene

The Company continued its research and development work on new advanced solutions for the mould remediation and prevention market, and field trials of new chemistries delivered highly positive feedback. Aeris is planning to launch new products in this category, which it believes will provide superior remediation, be more environmentally friendly, and solve the occupational health and safety impact of legacy technology in this market. Adding to its current product portfolio that addresses pernicious mould challenges, this market is a growth focus for the coming year.

Specialty Services and Products

Aeris' Queensland-based team of mould remediation specialists continues to build a strong reputation, serving major clients such as the Queensland Government. This service offering has shown steady growth and opens adjacent product markets in indoor air quality and surface hygiene.

The Company's range of corrosion protection products progressed well during the year, with development of a significant upgrade on a key product in the range which was already best-in-class. Working with a key international customer to solve a specific challenge, this new product is anticipated to perform well in multiple international markets.

International Markets

Aeris has continued its strategic focus on market opportunities in China, with substantial progress made by securing contract manufacturing partnerships and developing distribution channel partners. Identifying specific Chinese market needs has resulted in formulating chemistries that are fit for purpose in China, and engaging in pilot studies with enterprise customers has yielded a positive sales pipeline for the coming year.

In the USA, Aeris is targeting the HVAC&R OEM corrosion protection market. This manufacturer market has a complex and lengthy sales cycle, and the Company remains committed to offering USA key customers its solutions, which are now enhanced from the research and development efforts.

Consistent with its growth strategy, the Company has worked with its international distributors and channel partners to leverage its technologies into key global markets, based on an expanding portfolio. Many of these emerging relationships come with partners who have extensive customers bases in their home markets and have been looking for integrated solutions which Aeris' ecosystem and portfolio now can deliver in a highly competitive package.

Australia

In Australia, Aeris is focusing on not only its customers' ESG needs, but also on the very specific requirements of a transition from offsetting carbon emissions with purchasing of carbon certificates to real and demonstrable energy and carbon reduction. Aeris is leveraging its significant domain expertise in helping customers adapt to a new regulatory landscape which motivates a shift away from purchasing carbon offset credits. The Energy Alliance initiative will offer expertise in measurement and verification, and technologies to improve energy efficiency and environmental hygiene.

The Company has expanded its product range through R&D and strategic distribution agreements, widening the scope of value it can offer to customers. These solutions offer real-time energy and air quality monitoring, contributing to carbon emission reductions and healthy building certifications.

Summary

Aeris has executed successfully on the initial phase of its growth strategy by addressing the cost base, operational execution, and driving revenue growth in targeted markets. Sales increased by 58% versus prior year. Aeris has invested in new technologies, partnerships, and updated existing products based on customer feedback and vertical market needs.

With the integration of the Energy Alliance solutions, Aeris is now experiencing growing engagement and demand from a broad cross section of customers and partners. The Company's development program and investment are focused on extending its portfolio to partners throughout international markets and complementing its consumable range of products, enabling both a profitable and scalable business to address customers' needs.

Overall, Aeris' success will be measured by achieving ongoing growth whilst delivering increased shareholder value and indeed contributing to the ESG outcomes of its customers and partners to make their built environments more efficient. Key to these outcomes is the increasing number of products and technologies which have been protected by patents and intellectual property, to afford the Company a growing and strategic position in this expanding global market.

The next stage of the growth strategy is to expand the scope of value offered to enterprise customers and move up the value chain by partnering with customers on meeting their carbon emission goals. Aeris' anticipates growing demand from customers seeking to meet their reporting obligations and improve baseline energy goals. Aeris is well-prepared to address these challenges with its integrated and holistic approach.



The Directors of Aeris Environmental Ltd submit herewith the Annual Report for the financial year ended 30 June 2024. In order to comply with the provisions of the Corporations Act 2001, the Directors' Report is as follows:

Directors

The Directors of Aeris Environmental Ltd at the date of this report are:

Maurie Stang	Non-Executive Director and Chairman
Steven Kritzler	Non-Executive Director
Abbie Widin	Non-Executive Director
Jenny Harry	Non-Executive Director

All Directors served on the Board for the period 1 July 2023 to 30 June 2024.

Aeris Environmental Ltd
Directors' report
30 June 2024

The names and details of the Directors, Chief Executive Officer and Company Secretary of Aeris Environmental Ltd during the whole of the financial year and up to the date of this report, unless otherwise stated:

Maurie Stang

Non-Executive Chairman

Mr Maurie Stang has more than three decades of experience building and managing companies in the healthcare and biotechnology industry in Australia and internationally. His strong business development and marketing skills have resulted in the successful commercialisation of intellectual property across global markets. Mr Stang has been the Executive Chairman of unlisted company Lunitron Technologies since 2016.

Director since: 24 July 2002 - appointed Chairman in 2002

Directorship of other listed companies held in the last three years:

Non-Executive Chairman of Nanosonics Limited (ASX:NAN) until 1 July 2022 (Deputy Chairman from 1 July 2022 until 18 November 2022).

Non-Executive Deputy Chairman of Vectus Biosystems Limited (ASX:VBS) since December 2005.

Steven Kritzler

Non-Executive Director

Mr Kritzler (M.Sc from the UNSW in the field of Polymer Chemistry) holds a number of international patents. He is the Technical Director of Novapharm Research (Australia) Pty Ltd. Mr Kritzler has over 40 years of experience in commercial R&D in the areas of pharmaceutical, medical, cosmetic and speciality industrial products. Under his technical direction, Novapharm Research has become a world-leader in infection control science.

Director since: 24 July 2002

Directorship of other listed companies held in the last three years: None

Abbie Widin

Non-Executive Director

Dr Widin (PhD (Physiology, Univ. Sydney), Diploma of Business Administration (AGSM), GAICD) has over 20 years' experience in global consumer goods, consulting and proptech. She has held various marketing, commercial and international management roles in both private and public companies, such as Procter & Gamble (Australia and Europe) and Kellogg (Asia Pac). Dr Widin is an owner of companies supplying facade management and soft services to the commercial real estate market. She has strengths in go-to-market strategy, innovation pipelines and leading cross-functional teams.

Director since: 2 March 2021

Directorship of other listed companies held in the last three years: None

Jenny Harry

Non-Executive Director

Dr Harry (PhD GAICD) is a graduate of the Harvard Business School General Manager Program and the Australian Institute of Company Directors. She has 25 years' experience in executive management of companies in the biotechnology, diagnostic and pharmaceutical sectors. Dr Harry is an accomplished CEO with experience in growing companies from start-up to commercialisation, and has demonstrated expertise in building high-performing teams, establishing global partnerships, capital raising, investor relations, together with corporate governance and compliance. She is an experienced Non-Executive Director on the Boards of listed and unlisted companies. Dr Harry is currently a Non-Executive Director of Neuren Pharmaceuticals Limited (ASX:NEU) and a member of the Board's IP sub-Committee of the Children's Medical Research Institute.

Director since: 21 April 2021

Directorship of other listed companies held in the last three years: Non-Executive Director of Neuren Pharmaceuticals Limited (ASX:NEU) since 2018.

Aeris Environmental Ltd
Directors' report
30 June 2024

Andrew Just

Chief Executive Officer

Mr Just (Bec., Hec , MBA, GAICD) was formerly the Regional Director Asia Pacific for Radiometer; a Danaher Company. He has 30 years' global experience in delivering growth and scale competencies with leading Fortune 500 companies, including GE Healthcare, Danaher, Stryker, and Cochlear. Andrew has held a variety of senior leadership roles across diverse business functions, with expertise in sales and marketing, performance management, commercial transactions, and operations in both turnaround and growth environments.

Appointed: 28 March 2022

Directorship of listed companies held in the last three years: Non-Executive Director of Singular Health Group (ASX: SHG) since March 2021.

Robert Waring

Company Secretary

Mr Waring (B.Ec, CA, FCIS, FFin, FAICD) was appointed to the position of Company Secretary of the Company in 2002. He has over 50 years of experience in financial and corporate roles, including over 30 years in company secretarial roles for ASX-listed companies and over 20 years as a Director of ASX-listed companies. Mr Waring has over 30 years of experience in industry and, prior to that, spent nine years with an international firm of chartered accountants. He is a director of Oakhill Hamilton Pty Ltd, which provides company secretarial and corporate advisory services to a range of listed and unlisted companies. Mr Waring is also presently the Company Secretary of ASX-listed companies Vectus Biosystems Limited (ASX:VBS) and Xref Limited (ASX:XF1).

Share Registry

Computershare Investor Services Pty Limited

Yarra Falls, 452 Johnston Street
 Abbotsford VIC 3067
 GPO Box 2975, Melbourne VIC 3001
 Telephone: 1300 850 505 (within Australia)
 Telephone: +61 3 9415 4000 (outside Australia)
 Website: www.computershare.com

Directors' Meetings

The following table sets out the number of Directors' meetings and Committee meetings held during the financial year and the number of meetings attended by each Director.

	Board of Directors	Audit and Risk Committee	Corporate Governance Committee	Remuneration and Nomination Committee
<i>Number of meetings held</i>	9	4	1	3
<i>Directors and their attendance</i>				
Maurie Stang	9	4	1	3
Steven Kritzler	7	-	-	-
Abbie Widin	8	-	-	-
Jenny Harry	9	4	1	3

Committee Membership

As at the date of this Report, the Company had an Audit and Risk Committee, a Corporate Governance Committee, and a Remuneration and Nomination Committee. Members acting on the Committees of the Board during the financial year are:

Audit and Risk Committee - Jenny Harry (Chair) and Maurie Stang

Corporate Governance Committee - Jenny Harry (Chair) and Maurie Stang

Remuneration and Nomination Committee - Jenny Harry (Chair) and Maurie Stang

In addition, the Board has a Disclosure Committee, a Related Parties Committee and (since 20 December 2023) an Innovation Sub-Committee, which met as and when required.

Three strategy meetings and a Directors-only meeting were also held during the financial year.

Principal activities

The principal activities of the consolidated entity during the course of the financial year were:

Aeris Environmental Ltd
Directors' report
30 June 2024

- research, development, commercialisation of proprietary technologies and global distribution of HVAC/R Hygiene, anti-corrosion and disinfectant products;
- provision of HVAC/R Hygiene and Remediation Technology, Indoor Air Quality and Corrosion Protection services.

There is no significant change in the nature of activities performed by the Company during the financial year.

Review of operations

The results of the operations of the consolidated entity during the financial year were as follows:

	2024	2023	Change	Change
	\$	\$	\$	%
Income	3,166,066	2,110,315	1,055,751	50.03
Expenses	(6,270,923)	(6,138,785)	(132,138)	(2.15)
Income tax benefit	131,907	374,727	(242,820)	(64.80)
Loss after income tax	(2,972,950)	(3,653,743)	680,793	18.63

The Company's Review of Operations commences on page 2 of this report.

Dividends

The Directors do not recommend the payment of a dividend in respect of the year ended 30 June 2024 (2023: Nil). No dividends have been paid or declared since the start of the financial year.

Significant changes in the state of affairs

There have been no significant changes in the state of affairs of the Group.

Significant events after the balance date

There have been no matters or circumstances, which have arisen since 30 June 2024 that have significantly affected or may significantly affect:

- the operations, in financial years subsequent to 30 June 2024, of the consolidated entity; or
- the results of those operations;
- the state of affairs; in the financial years subsequent to 30 June 2024, of the consolidated entity.

Likely developments and expected results of operations

Disclosure of information other than that disclosed elsewhere in this Report regarding likely developments in the operations of the consolidated entity in future financial years and the expected results of those operations is likely to result in unreasonable prejudice to the consolidated entity. Accordingly, this information has not been disclosed in this Report.

Environmental regulations

The economic entity is not subject to any significant environmental Commonwealth or State regulation in respect of its operating activities.

Indemnification of Officers and Auditors

Indemnification

The Company has a Deed of Access and Indemnity with each of its Directors, by which the Company indemnifies each Director in relation to any liability incurred as a result of being a Director of the Company except where there is lack of good faith.

During or since the financial year, the Company has agreed to indemnify the Auditor UHY Haines Norton, to the extent permitted by law.

Insurance premiums

During the financial year, the Company paid a premium in respect of a contract to insure its Directors and executives against a liability to the extent permitted by the Corporations Act 2001. The contract of insurance prohibits disclosure of the nature of liability and the amount of the premium.

During the financial year, the Company has not paid a premium in respect of a contract to insure the Auditor of the Company.

Proceedings on behalf of the company

No person has applied for leave of Court to bring proceedings on behalf of the Company or to intervene in any proceedings to which the Company is a party for the purpose of taking responsibility on behalf of the Company for all or part of those proceedings.

The Company was not a party to any such proceedings during the financial year.

Aeris Environmental Ltd
Directors' report
30 June 2024

Directors' interests

Equity holdings	Ordinary shares	Rights over ordinary shares
Maurie Stang	23,698,288	-
Steven Kritzler	11,252,785	-
	<u>34,951,073</u>	<u>-</u>

Particulars of options or rights granted over unissued shares

	2024	2023
Number of options or rights on issue over unissued ordinary shares	650,000	700,000
Shares issued in the period as the result of the exercise of options or rights	<u>50,000</u>	<u>1,218,531</u>
	<u>700,000</u>	<u>1,918,531</u>

Full details of options or rights on issue are shown in note 24 and 25.

Non-audit services

There were no non-audit services provided during the financial year by the auditor.

Officers of the company who are former audit partners of UHY Haines Norton

There are no Officers of the Company who are former audit partners of UHY Haines Norton.

Auditors

UHY Haines Norton continues in office in accordance with section 327 of the Corporations Act 2001.

Auditor's independence declaration

The Auditor's Declaration of Independence for the year ended 30 June 2024 is on page 17.

Corporate Governance

Aeris Environmental Ltd's Corporate Governance Statement and ASX Appendix 4G are released to ASX on the same day the Annual Report is released. The Company's Corporate Governance Statement, and its Corporate Governance Compliance Manual, can be found on the Company's website at: <https://www.aeris.com.au/investors>

Remuneration Report (audited)

Key Management Personnel (KMP)

The KMP of the Company comprise the Directors and Chief Executive Officer only, as follows:

Non-Executive Directors

The Directors of Aeris Environmental Ltd at the date of this report are:

Maurie Stang
Steven Kritzler
Abbie Widin
Jenny Harry

Executive

Andrew Just (Chief Executive Officer)

Principles used to determine the nature and amount of remuneration

Remuneration policies

Details of Aeris' remuneration policies and practices, together with details of Directors' and Executives' remuneration, are as follows:

a) *Overview of remuneration structure*

The objective of the Company's executive reward framework is to ensure that reward for performance is competitive and appropriate for the results delivered. Processes have been established to ensure that the levels of compensation and remuneration are sufficient and reasonable, and explicitly linked to the achievement of personal and corporate objectives. The short and long-term incentive plans are specifically aligned to shareholder interests.

Aeris' Remuneration and Nomination Committee advises the Board on remuneration policies and practices generally, and makes specific recommendations on remuneration packages and other terms of employment for staff, including Directors, the Company Secretary and senior managers of the Company. The Committee has access to the advice of independent remuneration consultants to ensure the remuneration and incentive schemes are consistent with its philosophy as well as current market practices, however no external report was received in the financial year.

b) *Non-Executive Directors*

Total compensation for all Non-Executive Directors was approved at the Company's 2014 Annual General Meeting (AGM) at \$300,000 per annum. A Resolution was approved at the AGM held on 27 January 2022 to increase the limit of Directors' Fees by \$150,000. The increase provides some headroom in the future for an increase in the rate of Directors' fees and to enable Aeris to appoint additional Directors as the Company grows. It is noted that Directors' Fees were paid for the first time in the 2020-21 financial year for two Directors who have not been compensated with Directors' Fees since the 2002 IPO. Amounts paid to Directors were determined in earlier years in conjunction with advice from external advisors in reference to fees paid to Non-Executive Directors of comparable companies. No external report was received in the 2024 financial year. The base fee for the Chairman is \$90,000 per annum and, for other Non-Executive Directors \$60,000 per annum. Directors' Fees will cover all main Board activities and membership of Committees of the Board. This may be re-assessed if Directors sit on more than one Committee. From 1st January 2023, in addition to the Non-Executive Director fee, Jenny Harry was remunerated \$12,000 for duties performed as Chair of the following Committees: Audit and Risk Committee, Corporate Governance Committee and Remuneration and Nomination Committee. Abbie Widin was remunerated \$4,000 for duties performed as Chair of the Related Parties Committee. While it is recognised that various organisations recommend that Non-Executive Directors do not receive performance-related compensation, in the case of Aeris Environmental Ltd, because it is at a relatively early stage of commercialising its technologies, and wishes to minimise its cash outgoings, it has in the past, and plans in the future to, partially remunerate its Non-Executive Directors with options, as detailed in the Remuneration Report. There are no retirement benefits provided to Non-Executive Directors, apart from statutory superannuation.

c) *Executives*

The objective of Aeris' executive reward system is to ensure that remuneration for performance is competitive and appropriate for the results delivered. Executive pay structures include a base salary and superannuation. In addition, executives and senior managers can participate in the Employee Share Option Plan.

Aeris Environmental Ltd
Directors' report
30 June 2024

d) *Short-term incentives (STI)*

During the financial year ended 30 June 2024 no amounts were paid to KMPs as STIs. The STI arrangement is reviewed annually by the Board.

e) *Long-term incentives (LTI)*

The LTI provide an annual opportunity for selected executives to receive awards in cash and equity. The equity portion, being performance rights, vest over three years and is intended to align a significant portion of an executive's overall remuneration to shareholder value over a longer term. Equity grants are subject to performance conditions (revenue and / or earnings per share) and are tested against the performance hurdles set at the end of three financial years. If performance hurdles are not met at the vesting date, the rights and options lapse. In addition, performance rights and options will only vest if the executive KMP member remains in continuous employment with Aeris in their current or equivalent position from the date of grant to the respective vesting date of each grant.

During the financial year ended 30 June 2024 no amounts were paid as LTIs to KMPs.

f) *Share-based compensation*

In October 2014, the Board established an Employee Incentive Plan (EIP). The EIP was approved by shareholders at the Annual General Meeting (AGM) held on 27 November 2014 and was re-approved by shareholders at the AGM held on 29 November 2018 and 27 January 2022. The terms where options or shares issued under the EIP normally have the following conditions:

- Vesting
 - 33.3% vest on the first anniversary of grant of options or performance rights,
 - 33.3% vest on the second anniversary of grant of options or performance rights; and
 - 33.4% vest on the third anniversary of grant of options or performance rights.
- The contractual life of the options or performance rights issued ranges from three to five years.
- The exercise price determined in accordance with the Rules of the EIP is determined by the Board when the performance of staff and contractors is evaluated following a recommendation of the Remuneration and Nomination Committee, normally with external remuneration adviser assistance. The option exercise price will normally be based on the volume weighted average price (VWAP) of the Company's shares for the 20 trading days prior to the offer.
- Each option or performance right is convertible into one fully paid ordinary share.
- All options or performance rights expire on the earlier of their expiry date or 90 days after voluntary termination of the participant's employment, with a Board discretion in special circumstances.
- There are no voting or dividend rights attached to options or performance rights. There are no voting rights attached to the unissued ordinary shares. Voting rights will be attached to the ordinary shares, which will be issued when the options have been exercised or when the performance rights have been converted into fully paid ordinary shares.
- The options or performance rights issued are on an equity-settled basis. There are no cash settlement alternatives.

Equity holdings transactions

The movement during the reporting period in the number of ordinary shares in Aeris Environmental Ltd held directly, indirectly or beneficially by each specified Director and Executive, including their personally related entities, are as follows:

	Balance at the start of the year	Received as part of remuneration	Additions	Disposals/ other	Balance at the end of the year
2024 Ordinary shares					
<i>Specified Directors</i>					
Maurie Stang	23,698,288	-	-	-	23,698,288
Steven Kritzler	11,252,785	-	-	-	11,252,785
Abbie Widin	-	-	-	-	-
Jenny Harry	-	-	-	-	-
	<u>34,951,073</u>	<u>-</u>	<u>-</u>	<u>-</u>	<u>34,951,073</u>
<i>Specified Executives</i>					
Andrew Just	-	-	-	-	-
	<u>-</u>	<u>-</u>	<u>-</u>	<u>-</u>	<u>-</u>
	<u>34,951,073</u>	<u>-</u>	<u>-</u>	<u>-</u>	<u>34,951,073</u>

Aeris Environmental Ltd
Directors' report
30 June 2024

	Balance at the start of the year	Received as part of remuneration	Additions	Disposals/ other	Balance at the end of the year
2023 Ordinary shares					
<i>Specified Directors</i>					
Maurie Stang	23,698,288	-	-	-	23,698,288
Steven Kritzler	11,252,785	-	-	-	11,252,785
Abbie Widin	-	-	-	-	-
Jenny Harry	-	-	-	-	-
	<u>34,951,073</u>	<u>-</u>	<u>-</u>	<u>-</u>	<u>34,951,073</u>
<i>Specified Executives</i>					
Andrew Just	-	-	-	-	-
	<u>-</u>	<u>-</u>	<u>-</u>	<u>-</u>	<u>-</u>
	<u>34,951,073</u>	<u>-</u>	<u>-</u>	<u>-</u>	<u>34,951,073</u>

	Balance at start of the period	Granted	Exercised	Expired/ forfeited/ other	Balance at the end of the year
2024 Options and rights					
<i>Specified Directors</i>					
Maurie Stang	-	-	-	-	-
Steven Kritzler	-	-	-	-	-
Abbie Widin	-	-	-	-	-
Jenny Harry	-	-	-	-	-
	<u>-</u>	<u>-</u>	<u>-</u>	<u>-</u>	<u>-</u>
<i>Specified Executives</i>					
Andrew Just	-	-	-	-	-
	<u>-</u>	<u>-</u>	<u>-</u>	<u>-</u>	<u>-</u>

	Balance at start of the period	Granted	Exercised	Expired/ forfeited/ other	Balance at the end of the year
2023 Options and rights					
<i>Specified Directors</i>					
Maurie Stang	-	-	-	-	-
Steven Kritzler	-	-	-	-	-
Abbie Widin	-	-	-	-	-
Jenny Harry	-	-	-	-	-
	<u>-</u>	<u>-</u>	<u>-</u>	<u>-</u>	<u>-</u>
<i>Specified Executives</i>					
Andrew Just	-	-	-	-	-
	<u>-</u>	<u>-</u>	<u>-</u>	<u>-</u>	<u>-</u>

Aeris Environmental Ltd
Directors' report
30 June 2024

Transactions with Directors and Director related entities

A number of specified Directors, or their personally-related entities, hold positions in other entities that result in them having control or significant influence over the financial or operating policies of those entities. A number of these entities transacted with the Company in the reporting period. The terms and conditions of those transactions were no more favourable than those available, or which might reasonably be expected to be available, on similar transactions to unrelated entities on an arms-length basis. Details of these transactions are as follows.

There were no options over ordinary shares issued to directors and other key management personnel as part of compensation that were outstanding at 30 June 2024.

	2024	2023
	\$	\$
Regional Health Care Group Pty Ltd		
The Company and its controlled entities incur expenses for services provided by Regional Health Care Group Pty Ltd		
Office and administration expenses	745	117,772
Insurance expenses	-	12,137
Rent	-	23,436
Distribution expenses	-	48,524
Corporate services	-	62,352
The Company and its controlled entities transacted with Regional Health Care Group Pty Ltd as customer for:		
Sale of goods and administrative charges	34	21,521
Mr M Stang is a Director and Shareholder of Regional Health Care Group Pty Ltd		
Regional Corporate Services Pty Ltd		
The company and its controlled entities incur cost for services provided by Regional Corporate Services Pty Ltd	-	-
Office and administration expenses	118,911	27,820
Insurance expenses	2,464	75,314
Rent	24,898	4,126
Distribution expenses	81,032	5,978
Corporate services	330,840	-
The company and its controlled entities provided services and sold products to Regional Corporate Services Pty Ltd	14,486	-
Mr M Stang is a Director and Shareholder of Regional Corporate Services Pty Ltd		
Novapharm Research (Australia) Pty Ltd		
The Company and its controlled entities incur expenses for services provided by Novapharm Research (Australia) Pty Ltd.		
Research and development	102,734	190,356
Patent and other expenses	8,701	15,436
The Company and its controlled entities transacted with Novapharm Research (Australia) Pty Ltd and invoiced them for providing supply chain functions	21,448	26,001
Mr M Stang and S Kritzler are Directors and Shareholders of Novapharm Research (Australia) Pty Ltd		
Ramlist Pty Ltd		
The Company and its controlled entities incur expenses for rent and utility outgoings to Ramlist Pty Ltd.	14,923	25,311
Mr M Stang is a Director and Shareholder of Ramlist Pty Ltd		
Ensol Systems Pty Ltd		
The Company and its controlled entities incur expenses for marketing and other operational services to Ensol Systems Pty Ltd	-	5,150
The Company and its controlled entities transacted with Ensol systems Pty Ltd and invoiced them for administrative charges	-	450
Mr M Stang is a Shareholder of Ensol Systems Pty Ltd		

Aeris Environmental Ltd
Directors' report
30 June 2024

	2024 \$	2023 \$
Teknik Lighting Solutions Pty Ltd		
The Company and its controlled entities incur expenses for marketing and other operational services to Teknik Lighting Solutions Pty Ltd. and invoiced them for administrative charges	1,196	199
The Company and its controlled entities transacted with Teknik Lighting Solutions Pty Ltd. and invoiced them for administrative charges	376	-
Mr M Stang is a Shareholder of Teknik Lighting Solutions Pty Ltd.		
Enviroguard Technologies Pty Ltd		
The Company and its controlled entities purchased products from Enviroguard Technologies	110,971	-
Mr M Stang is a Director of Enviroguard Technologies		
Vectus Biosystems Limited		
The Company and its controlled entities incur expenses for accounting services provided by Vectus Biosystems Limited	-	11,832
Mr M Stang is a Director and Shareholder of Vectus Biosystems Limited		
Gryphon Capital Pty Ltd		
The company and its controlled entities provided marketing services and sold products to Gryphon Capital Pty Ltd	-	9,479
Mr M Stang is Director and Shareholder of Gryphon Capital Pty Ltd		
Stangcorp Pty Ltd		
The company and its controlled entities sold products to Stangcorp Pty Ltd	-	363
Loan balance outstanding at the end of the period		
Maurie Stang	168,626	-
Mr M Stang is Non-Executive Chairman of Aeris Environmental Ltd		
Outstanding balances payable from purchase of services		
Regional Health Care Group Pty Ltd - for purchase of services	-	1,613
Regional Health Care Group Pty Ltd - for refund owing from credits due to sales returns	100,465	100,465
Regional Corporate Services Pty Ltd	45,237	23,148
Novapharm Research (Australia) Pty Ltd	63,693	28,050
Ramlist Pty Ltd	-	1,347
Ensol Systems Pty Ltd	-	-
Teknik Lighting Solutions Pty Ltd	-	127
Vectus Biosystems Limited	-	2,442
Enviroguard Technologies Pty Ltd	5,935	-
Outstanding balances receivable for sales and services provided		
Regional Healthcare Group Pty Ltd	-	-
Novapharm Research (Australia) Pty Ltd	-	5,483
Ensol Systems Pty Ltd	-	-
Teknik Lighting Solutions Pty Ltd	-	-
Vectus Biosystems Limited	-	-
Gryphon Capital Pty Ltd	-	-
Stangcorp Pty Ltd	-	-
Enviroguard Technologies Pty Ltd	-	-

Aeris Environmental Ltd
Directors' report
30 June 2024

Details of remuneration

Equity holdings transactions

The movement during the reporting period in the number of ordinary shares in Aeris Environmental Ltd held directly, indirectly or beneficially by each specified Director and Executive, including their personally-related entities, are as follows:

Amounts of remuneration

Details of the remuneration of key management personnel of the consolidated entity are set out in the following tables.

2024	Short-term benefits			Post-employment benefits	Termination payments	Equity based benefits		Total
	Salary and Director's fees	STI Cash bonus	Non-monetary benefits	Super-annuation		Shares	Options and rights (Note (II))	
	\$	\$	\$	\$	\$	\$	\$	\$
<i>Non-executive Directors:</i>								
Maurie Stang	81,448	-	-	8,552	-	-	-	90,000
Steven Kritzler	54,054	-	-	5,946	-	-	-	60,000
Abbie Widin	57,658	-	-	6,342	-	-	-	64,000
Jenny Harry	64,865	-	-	7,135	-	-	-	72,000
<i>Executives (Note i)</i>								
Andrew Just	275,000	-	-	27,399	-	-	-	302,399
	<u>533,025</u>	<u>-</u>	<u>-</u>	<u>55,374</u>	<u>-</u>	<u>-</u>	<u>-</u>	<u>588,399</u>

2023	Short-term benefits			Post-employment benefits	Termination payments	Equity based benefits		Total
	Salary and Director's fees	STI Cash bonus	Non-monetary benefits	Super-annuation		Shares	Options and rights (Note (II))	
	\$	\$	\$	\$	\$	\$	\$	\$
<i>Non-executive Directors:</i>								
Maurie Stang	81,448	-	-	8,552	-	-	-	90,000
Steven Kritzler	54,299	-	-	5,701	-	-	-	60,000
Abbie Widin	56,150	-	-	5,896	-	-	-	62,046
Jenny Harry	59,854	-	-	6,285	-	-	-	66,139
<i>Executives (Note i)</i>								
Andrew Just	283,461	-	-	26,403	-	-	-	309,864
	<u>535,212</u>	<u>-</u>	<u>-</u>	<u>52,837</u>	<u>-</u>	<u>-</u>	<u>-</u>	<u>588,049</u>

Notes to the tables of details of Directors' and Executive Officers' remuneration

- i) "Executive Officers" are officers who are or were involved in, concerned in, or who take part in, the management of the affairs of Aeris and/or related bodies corporate.
- ii) The fair value of the options is calculated at the date of grant using a Black-Scholes model and allocated to each reporting period evenly over the period from grant date to vesting date. The value disclosed is the portion of the fair value of the options allocated to this reporting period. In valuing the options, market conditions have been taken into account in both the current and prior periods. Comparative information was not restate as market conditions were already included in the valuation.

Executive employment

Chief Executive Offer (CEO):

The following sets out the key terms of employment for the CEO, Andrew Just

Term:	Continuous employment until notice is given by either party
Fixed remuneration:	\$302,399 inclusive of superannuation This fixed remuneration is reviewed annually.
Notice period:	To terminate his employment, Mr Just is required to provide Aeris with 3 months written notice. Aeris must provide 3 months written notice.
Resignation or termination:	On resignation, unless the Board determines otherwise: All unvested short term or long-term benefits are forfeited. All vested but unexercised benefits are forfeited 90 days following cessation of employment.
Statutory entitlements:	Annual leave applies in all cases of separation. Long Service applies unless Mr Just's service is under 10 years and he is dismissed for misconduct.
Termination for serious misconduct:	Aeris may immediately terminate employment at any time in the case of serious misconduct and Mr Just will only be entitled to payment of fixed remuneration until the termination date. Such termination will result in all unvested benefits being forfeited. Treatment of any vested but unexercised benefits will be at the discretion of the Board.
Post-Termination Restraint of Trade:	For a period of 12 months or, if that period is unreasonable, 6 months after the termination of employment, Mr Just must not, in the area of New South Wales or, if that area is unreasonable, the half of New South Wales closest to the Company's place of business where the CEO last worked for the Company: (i) solicit, canvas, approach or accept any approach from any person who was at any time during his time with the Company a client of the Company in that part or parts of the business carried on by the Company in which he was employed with a view to obtaining the custom of that person in a business that is the same or similar to the business conducted by the Company; or (ii) interfere with the relationship between the Company and its customers, employees or suppliers; or (iii) induce or assist in the inducement of any employee of the Company to leave their employment.

There are no contracts to which a Director is a party under which a Director is entitled to benefit other than as disclosed above and note 31 to the financial statements.

Aeris Environmental Ltd
Directors' report
30 June 2024

Link between remuneration and performance

The table shows measures of the Group's financial performance over the last five years as required by the Corporations Act 2001. However, these are not necessarily consistent with the measures used in determining the variable amounts of remuneration to be awarded to KMP. As a consequence, there may not always be a direct correlation between the statutory key performance measures and the variable remuneration awarded.

	2024	2023	2022	2021	2020
	\$	\$	\$	\$	\$
Profit (Loss) for the year attributable to owners of Aeris Environmental Ltd	(2,972,950)	(3,653,743)	(7,130,427)	(5,867,178)	1,982,941
Basic earnings per share (cents)	(1.21)	(1.49)	(2.92)	(2.41)	0.90
Increase/(decrease) in share price (%)	148.00%	(47.92)%	(68.00)%	(71.42)%	70.97%
Total KMP incentives as percentage of profit/(loss) for the year (%)	(19.79)%	(16.09)%	(10.47)%	(10.99)%	23.07%

Share options and performance rights

There are no options and performance rights to take up ordinary shares in Aeris Environmental Ltd that were issued to KMP that remain unexercised at 30 June 2024 (2023: nil options and performance rights).


No options issued to KMP expired or were forfeited during the years 2024 and 2023.

Option holders do not have any right, by virtue of the option, to participate in any share issue of the Company or any related body corporate, or in the interest of any other registered scheme.

This concludes the remuneration report, which has been audited.

This report is made in accordance with a resolution of Directors, pursuant to section 298(2)(a) of the Corporations Act 2001.

On behalf of the Directors


Maurie Stang Sydney

30 August 2024
 Non-Executive Director and Chairman

Auditor's Independence Declaration under section 307C of the *Corporations Act 2001*

To the Directors of Aeris Environmental Ltd

As lead auditor for the audit of Aeris Environmental Ltd for the year ended 30 June 2024,
I declare that, to the best of my knowledge and belief, there have been:

- (a) no contraventions of the independence requirements of the *Corporations Act 2001* in relation to the audit; and
- (b) no contraventions of any applicable code of professional conduct in relation to the audit.

This declaration is in respect of Aeris Environmental Ltd and the entities it controlled during the year.



Franco Giannuzzi
Partner
Sydney
30 August 2024



UHY Haines Norton
Chartered Accountants

For personal use only

Aeris Environmental Ltd

Contents

30 June 2024

Statement of profit and loss and other comprehensive income	19
Statement of changes in equity	21
Statement of cash flows	22
Notes to the financial statements	23
Directors' declaration	56
Independent auditor's report to the members of Aeris Environmental Ltd	57

General Information

The financial statements cover Aeris Environmental Ltd as a consolidated entity consisting of Aeris Environmental Ltd and the entities it controlled at the end of, or during, the year. The financial statements are presented in Australian dollars, which is Aeris Environmental Ltd's functional and presentation currency.

Aeris Environmental Ltd is a listed public company limited by shares, incorporated and domiciled in Australia. Its registered office and principal place of business is:

Unit 5 Level 1, 26-34 Dunning Avenue
ROSEBERY
NSW 2018

A description of the nature of the consolidated entity's operations and its principal activities are included in the Directors' report, which is not part of the financial statements.

The financial statements were authorised for issue, in accordance with a resolution of Directors, on 30 August 2024. The Directors have the power to amend and reissue the financial statements.

Aeris Environmental Ltd
Statement of profit and loss and other comprehensive income
For the year ended 30 June 2024

		Consolidated	
	Notes	2024	2023
		\$	\$
Revenue	5	3,166,066	2,110,315
Expenses			
Research and development and patent expense	6	(339,091)	(442,206)
Employee benefits expense	6	(1,791,490)	(1,552,561)
Depreciation and amortisation expense	6	(76,845)	(117,387)
Impairment of assets	6	(351,489)	(426,517)
Finance costs	6	(50,085)	(47,936)
Cost of sales		(1,361,595)	(982,660)
Distribution		(517,733)	(450,751)
Sales, Marketing and Travel expenses	6	(247,487)	(329,364)
Occupancy		(214,630)	(263,862)
Administration	6	(1,320,478)	(1,525,541)
Loss before income tax benefit		(3,104,857)	(4,028,470)
Income tax benefit	7	131,907	374,727
Loss after income tax benefit for the year attributable to the owners of Aeris Environmental Ltd	21	(2,972,950)	(3,653,743)
Other comprehensive income			
<i>Items that may be reclassified subsequently to profit or loss</i>			
Foreign currency translation loss		(7,502)	17,079
Other comprehensive income for the year, net of tax		(7,502)	17,079
Total comprehensive loss for the year attributable to the owners of Aeris Environmental Ltd		(2,980,452)	(3,636,664)
		Cents	Cents
Basic earnings per share	23	(1.21)	(1.49)
Diluted earnings per share	23	(1.21)	(1.49)

The above statement of profit and loss and other comprehensive income should be read in conjunction with the accompanying notes.

Aeris Environmental Ltd
Statement of financial position
As at 30 June 2024

		Consolidated	
	Notes	2024	2023
		\$	\$
Assets			
Current assets			
Cash and cash equivalents	8	989,791	2,599,996
Trade and other receivables	9	649,578	688,761
Inventories	10	772,761	882,417
Other current assets	11	205,658	300,174
Total current assets		<u>2,617,788</u>	<u>4,471,348</u>
Non-current assets			
Plant and equipment	12	58,154	92,306
Right-of-use assets	13	71,691	106,970
Total non-current assets		<u>129,845</u>	<u>199,276</u>
Total assets		<u>2,747,633</u>	<u>4,670,624</u>
Liabilities			
Current liabilities			
Trade and other payables	14	1,690,407	1,483,791
Lease liabilities	15	58,277	62,378
Provisions	16	167,822	120,999
Total current liabilities		<u>1,916,506</u>	<u>1,667,168</u>
Non-current liabilities			
Borrowings	17	837,249	-
Lease liabilities	18	21,383	52,375
Total non-current liabilities		<u>858,632</u>	<u>52,375</u>
Total liabilities		<u>2,775,138</u>	<u>1,719,543</u>
Net (liabilities)/assets		<u>(27,505)</u>	<u>2,951,081</u>
Equity			
Issued capital	19	62,520,726	62,520,726
Reserves	20	1,878,133	1,883,769
Accumulated losses	21	(64,426,364)	(61,453,414)
Equity attributable to owners of Aeris Environmental Ltd		<u>(27,505)</u>	<u>2,951,081</u>
Total equity		<u>(27,505)</u>	<u>2,951,081</u>

The above statement of financial position should be read in conjunction with the accompanying notes.

Aeris Environmental Ltd
Statement of changes in equity
For the year ended 30 June 2024

Consolidated	Issued capital \$	Other Reserves \$	Accumulated losses \$	Non-controlling interest \$	Total equity \$
Balance at 1 July 2022	62,520,726	1,861,906	(57,793,452)	3,685	6,592,865
Loss after income tax benefit for the year	-	-	(3,653,743)	-	(3,653,743)
Other comprehensive income for the year, net of tax	-	17,079	-	-	17,079
Total comprehensive income/(loss) for the year	-	17,079	(3,653,743)	-	(3,636,664)
<i>Transactions with owners in their capacity as owners:</i>					
Disposal of Investment in Aeris Cleantech Pte Ltd	-	-	(6,219)	(3,685)	(9,904)
Share-based payments (note 20 and 25)	-	4,784	-	-	4,784
	-	4,784	(6,219)	(3,685)	(5,120)
Balance at 30 June 2023	62,520,726	1,883,769	(61,453,414)	-	2,951,081

Consolidated	Issued capital \$	Other Reserves \$	Accumulated losses \$	Total equity \$
Balance at 1 July 2023	62,520,726	1,883,769	(61,453,414)	2,951,081
Loss after income tax benefit for the year	-	-	(2,972,950)	(2,972,950)
Other comprehensive income for the year, net of tax	-	(7,502)	-	(7,502)
Total comprehensive income/(loss) for the year	-	(7,502)	(2,972,950)	(2,980,452)
<i>Transactions with owners in their capacity as owners:</i>				
Share-based payments (note 20 and 25)	-	1,866	-	1,866
Balance at 30 June 2024	62,520,726	1,878,133	(64,426,364)	(27,505)

The above statement of changes in equity should be read in conjunction with the accompanying notes.

Aeris Environmental Ltd
Statement of cash flows
For the year ended 30 June 2024

	Notes	Consolidated	
		2024	2023
		\$	\$
Cash flows from operating activities			
Receipts from customers (inclusive of GST)		3,279,229	2,721,188
Payments to suppliers and employees (inclusive of GST)		(5,263,233)	(5,771,359)
R&D tax offset received		-	441,774
		<u>(1,984,004)</u>	<u>(2,608,397)</u>
Interest received		22,988	32,624
Interest and other finance costs paid		(24,337)	(6,814)
Net cash used in operating activities	35	<u>(1,985,353)</u>	<u>(2,582,587)</u>
Cash flows from investing activities			
Payments for property, plant and equipment	12	<u>(51,176)</u>	<u>(72,967)</u>
Net cash used in investing activities		<u>(51,176)</u>	<u>(72,967)</u>
Cash flows from financing activities			
Repayment of lease liabilities		(66,174)	(64,671)
Loans from Directors and a Shareholder		500,000	-
Net cash from/used in financing activities		<u>433,826</u>	<u>(64,671)</u>
Net decrease in cash and cash equivalents		(1,602,703)	(2,720,225)
Cash and cash equivalents at the beginning of the financial year		2,599,996	5,303,142
Effects of exchange rate changes on cash and cash equivalents		<u>(7,502)</u>	<u>17,079</u>
Cash and cash equivalents at the end of the financial year	8	<u><u>989,791</u></u>	<u><u>2,599,996</u></u>

The above statement of cash flows should be read in conjunction with the accompanying notes.

Note 1. Significant accounting policies

Corporate information

The financial report of Aeris Environmental Ltd (the Group) for the year ended 30 June 2024 was authorised for issue in accordance with a resolution of the Directors on 30 August 2024.

Aeris Environmental Ltd (the parent) is a company limited by shares incorporated in Australia whose shares are publicly listed on the Australian Stock Exchange (ASX code: AEI).

The nature of operations and principal activities of the Group are described in the Directors' Report.

New or amended Accounting Standards and Interpretations adopted

No new or amended Accounting Standards were applicable to the Group for the current financial year.

The AASB has issued new and amended accounting standards and interpretations that have mandatory application dates for future reporting periods which the Group has decided not to early adopt. These standards are not expected to have a material impact on the Consolidated Entity in the current or future reporting periods and on foreseeable future transactions, however management will continue to assess closer to the application dates.

Statement of compliance

Australian Accounting Standards set out accounting policies that the AASB has concluded would result in a financial report containing relevant and reliable information about transactions, events and conditions. Compliance with Australian Accounting Standards ensures that the financial statements and notes also comply with International Financial Reporting Standards.

Going concern

The Group made a loss before income tax for the financial year ended 30 June 2024 of \$3,104,857 (2023 loss before income tax of \$4,028,470). The Group's cash outflow for the financial year ended 30 June 2024 was \$1,602,703 (2023 cash outflow of 2,720,225). The Group held cash as at 30 June 2024 of \$989,791 compared to \$2,599,996 as at 30 June 2023.

The above matters may give rise to a material uncertainty that may cast significant doubt over the Group's ability to continue as a going concern. Therefore the Group may be unable to realise its assets and discharge its liabilities in the normal course of business at the amounts stated in the financial report. However, the Directors believe that the Group will be able to continue as a going concern due to the following mitigating factors in relation to the material uncertainty.

The Directors have prepared detailed cash flow projections for the period of 12 months from the date of signing this Report. The sales outlook for the Company is markedly improved from previous year, with a conservative sales budget still yielding significant growth. Several new products are slated to be introduced. However, the Group is dependent on capital raisings to continue to operate. The Group has investigated the funding options including a capital raise in 2025. Further, in the event of the Group not raising sufficient funds to meet its current cash flow forecasts, the Group will need to further reduce its expenditure accordingly to be able to pay its debts as and when they are due.

Consequently, the Group's financial statements have been prepared on a going concern basis, which contemplates the realisation of assets and satisfaction of liabilities and commitments in the normal course of business. The consolidated financial statements do not include any adjustments relating to the recoverability and classification of recorded asset amounts or the amounts and classification of liabilities should the Group be unable to continue as a going concern.

Basis of preparation

These general purpose financial statements have been prepared in accordance with Australian Accounting Standards and Interpretations issued by the Australian Accounting Standards Board ('AASB') and the Corporations Act 2001, as appropriate for for-profit oriented entities. These financial statements also comply with International Financial Reporting Standards as issued by the International Accounting Standards Board ('IASB').

Historical cost convention

The financial statements have been prepared under the historical cost convention, except for, where applicable, the revaluation of financial assets and liabilities at fair value through profit or loss, financial assets at fair value through other comprehensive income, investment properties, certain classes of property, plant and equipment and derivative financial instruments.

Critical accounting estimates

The preparation of the financial statements requires the use of certain critical accounting estimates. It also requires management to exercise its judgement in the process of applying the consolidated entity's accounting policies. The areas involving a higher degree of judgement or complexity, or areas where assumptions and estimates are significant to the financial statements, are disclosed in note 2.

Parent entity information

In accordance with the Corporations Act 2001, these financial statements present the results of the consolidated entity only. Supplementary information about the parent entity is disclosed in note 32.

Aeris Environmental Ltd
Notes to the financial statements
30 June 2024

Note 1. Significant accounting policies (continued)

Principles of consolidation

The consolidated financial statements incorporate the assets and liabilities of all subsidiaries of Aeris Environmental Ltd ('company' or 'parent entity') as at 30 June 2024 and the results of all subsidiaries for the year then ended. Aeris Environmental Ltd and its subsidiaries together are referred to in these financial statements as the 'consolidated entity'.

Subsidiaries are all those entities over which the consolidated entity has control. The consolidated entity controls an entity when the consolidated entity is exposed to, or has rights to, variable returns from its involvement with the entity and has the ability to affect those returns through its power to direct the activities of the entity. Subsidiaries are fully consolidated from the date on which control is transferred to the consolidated entity. They are de-consolidated from the date that control ceases.

Intercompany transactions, balances and unrealised gains on transactions between entities in the consolidated entity are eliminated. Unrealised losses are also eliminated unless the transaction provides evidence of the impairment of the asset transferred. Accounting policies of subsidiaries have been changed where necessary to ensure consistency with the policies adopted by the consolidated entity.

The acquisition of subsidiaries is accounted for using the acquisition method of accounting. A change in ownership interest, without the loss of control, is accounted for as an equity transaction, where the difference between the consideration transferred and the book value of the share of the non-controlling interest acquired is recognised directly in equity attributable to the parent.

Where the consolidated entity loses control over a subsidiary, it derecognises the assets including goodwill, liabilities and non-controlling interest in the subsidiary together with any cumulative translation differences recognised in equity. The consolidated entity recognises the fair value of the consideration received and the fair value of any investment retained together with any gain or loss in profit or loss.

Subsidiaries are accounted for at cost in the separate financial statements of Aeris Environmental Ltd less any impairment charges.

Significant accounting policies

Accounting policies are selected and applied in a manner which ensures that the resultant financial information satisfies the concepts of relevance and reliability, thereby ensuring that the substance of the underlying transactions and other events are reported.

The following significant accounting policies have been adopted in the preparation and presentation of the financial report and have been consistently applied unless otherwise stated.

Foreign currency translation

The functional and presentation currency of Aeris Environmental Ltd and its Australian subsidiaries is Australian dollars (A\$). Overseas subsidiaries use the currency of the primary economic environment in which the entity operates, which is translated to the presentation currency upon consolidation.

Foreign currency transactions

All foreign currency transactions during the financial year are brought to account using the exchange rate in effect at the date of the transaction. Foreign currency monetary items at reporting date are translated at the exchange rate existing at reporting date. Non-monetary assets and liabilities carried at fair value that are denominated in foreign currencies are translated at the rates prevailing at the date when the fair value was determined.

Exchange differences are recognised in statement of profit or loss and other comprehensive income in the period in which they arise.

Group companies

The results and financial positions of all the Group entities that have a functional currency different from the presentation currency are translated into the presentation currency as follows:

- Assets and liabilities for each statement of financial position presented are translated at the closing rate at the date of that balance sheet;
- Income and expenses for each statement of profit or loss are translated at average exchange rates; and
- All resulting exchange differences are recognised as a separate component of equity.

On consolidation, exchange difference arising from the translation of any net investment in foreign entities, and of borrowings and other financial instruments designated as hedges of such investments, are recognised in the foreign currency translation reserve. When a foreign operation is sold or any borrowings forming part of the net investment are repaid, a proportionate share of such exchange differences are recognised in the statement of profit or loss and other comprehensive income as part of the gain or loss on sale where applicable.

Revenue recognition

The consolidated entity recognises revenue as follows:

Note 1. Significant accounting policies (continued)

Sale of goods and disposal of assets

The group manufactures and sells a range of products that enhances the performance, longevity, cost-effectiveness, and energy efficiency of systems which contributes to the creation of a more sustainable built environment via the wholesaler market. Sales are recognised when control of the products has transferred, being when the products are delivered to the wholesaler, the wholesaler has full discretion over the channel and price to sell the products, and there is no unfulfilled obligation that could affect the wholesaler's acceptance of the products. Delivery occurs when the products have been shipped to the specific location, the risks of obsolescence and loss have been transferred to the wholesaler and either the wholesaler has accepted the products in accordance with the sales contract, the acceptance provisions have lapsed or the group has objective evidence that all criteria for acceptance have been satisfied.

Revenue from services

Revenue from consultancy and engineering services is recognised by reference to the stage of completion. Stage of completion is measured by reference to labour hours incurred to date as a percentage of total estimated labour hours for each contract. When the contract outcome cannot be measured reliably, revenue is recognised only to the extent that the expenses incurred are eligible to be recovered.

Government grants

Grants from the government are recognised at their fair value where there is a reasonable assurance that the grant will be received and the Group will comply with all attached conditions.

Government grants related to costs are deferred and recognised in the income statement over the period necessary to match them with the costs that they are intended to compensate.

Interest income

Interest income is recognised as it is accrued using the effective interest rate method.

Other income

Other income is recognised as it is earned.

Income tax

Income tax on the profit or loss for the year comprises current and deferred tax. Income tax is recognised in the income statement except to the extent that it relates to items recognised directly in equity, in which case it is recognised in equity.

Current tax is the expected tax payable on the taxable income for the year, using tax rates enacted or substantially enacted at the balance sheet date, and any adjustment to tax payable in respect of previous years.

Deferred tax is accounted for using the balance sheet liability method, providing for temporary differences between the carrying amounts of assets and liabilities for financial reporting purposes and the amounts used for taxation purposes. The following temporary differences are not provided for: goodwill not deductible for tax purposes, the initial recognition of assets or liabilities that affect neither accounting nor taxable profit, and differences relating to investments in subsidiaries to the extent that they will probably not reverse in the foreseeable future.

The amount of deferred tax provided is based on the expected manner of realisation or settlement of the carrying amount of assets and liabilities, using tax rates enacted or substantively enacted at the balance sheet date.

A deferred tax asset is recognised only to the extent that it is probable that future taxable profits will be available against which the asset can be utilised. Deferred tax assets are reduced to the extent that it is no longer probable that the related tax benefit will be realised.

Tax consolidation

The company and all its wholly-owned Australian resident entities have entered into a tax consolidated group under Australian taxation law.

The company is the head entity in the tax-consolidated group comprising all the Australian wholly-owned subsidiaries set out in note 33. The head entity recognises all of the current and deferred tax assets and liabilities of the tax consolidated group (after elimination of intragroup transactions).

Current and non-current classification

Assets and liabilities are presented in the statement of financial position based on current and non-current classification.

An asset is classified as current when: it is either expected to be realised or intended to be sold or consumed in the consolidated entity's normal operating cycle; it is held primarily for the purpose of trading; it is expected to be realised within 12 months after the reporting period; or the asset is cash or cash equivalent unless restricted from being exchanged or used to settle a liability for at least 12 months after the reporting period. All other assets are classified as non-current.

A liability is classified as current when: it is either expected to be settled in the consolidated entity's normal operating cycle; it is held primarily for the purpose of trading; it is due to be settled within 12 months after the reporting period; or there is no unconditional right to defer the settlement of the liability for at least 12 months after the reporting period. All other liabilities are classified as non-current.

Aeris Environmental Ltd
Notes to the financial statements
30 June 2024

Note 1. Significant accounting policies (continued)

Cash and cash equivalents

Cash and cash equivalents comprise cash on hand, cash in banks, investments in money market instruments and short-term deposits with a maturity of three months or less, net of outstanding bank overdrafts.

Trade and other receivables

Trade receivables are initially recognised at fair value and subsequently measured at amortised cost using the effective interest method, less any allowance for expected credit losses. Trade receivables are generally due for settlement within 30 days.

The consolidated entity has applied the simplified approach to measuring expected credit losses, which uses a lifetime expected loss allowance. To measure the expected credit losses, trade receivables have been grouped based on days overdue.

Other receivables are recognised at amortised cost, less any allowance for expected credit losses.

Inventories

Inventories and raw materials are carried at the lower of cost and net realisable value. Costs are assigned on first in first out basis.

Financial assets

Financial assets are initially measured at fair value. Transaction costs are included as part of the initial measurement, except for financial assets at fair value through profit or loss. They are subsequently measured at either amortised cost or fair value depending on their classification. Classification is determined based on the purpose of the acquisition and subsequent reclassification to other categories is restricted.

Financial assets are derecognised when the rights to receive cash flows from the financial assets have expired or have been transferred and the consolidated entity has transferred substantially all the risks and rewards of ownership.

Financial assets at fair value through profit or loss

Financial assets at fair value through profit or loss are either: i) held for trading, where they are acquired for the purpose of selling in the short-term with an intention of making a profit; or ii) designated as such upon initial recognition, where they are managed on a fair value basis or to eliminate or significantly reduce an accounting mismatch. Except for effective hedging instruments, derivatives are also categorised as fair value through profit or loss. Fair value movements are recognised in profit or loss.

Available-for-sale financial assets

Available-for-sale financial assets are non-derivative financial assets, principally equity securities, that are either designated as available-for-sale or not classified as any other category. After initial recognition, fair value movements are recognised in other comprehensive income through the available-for-sale reserve in equity. Cumulative gain or loss previously reported in the available-for-sale reserve is recognised in profit or loss when the asset is derecognised or impaired.

Financial instruments issued by the company

Debt and equity instruments

Debt and equity instruments are classified as either liabilities or as equity in accordance with the substance of the contractual agreement.

Interest

Interest is classified as an expense consistent with the balance sheet classification of the related debt or equity instruments.

Depreciation

All assets have limited useful lives and are depreciated/amortised using the straight line method over their estimated useful lives, taking into account residual values. Depreciation and amortisation rates and methods are reviewed annually for appropriateness. Depreciation and amortisation are expensed.

Depreciation and amortisation are calculated on a straight line basis so as to write off the net cost or other revalued amount of each asset over its expected useful life.

The following estimated useful lives are used in the calculation of depreciation.

Computer equipment	2-3 years
Computer software	4 years
Field equipment	2-3 years
Office furniture	5 years
Plant and equipment	2-3 years
Leasehold improvements	6 years
Field equipment under finance lease	2-3 years

The residual values, useful lives and depreciation methods are reviewed, and adjusted if appropriate, at each reporting date.

Leasehold improvements are depreciated over the unexpired period of the lease or the estimated useful life of the assets, whichever is shorter.

Note 1. Significant accounting policies (continued)

An item of property, plant and equipment is derecognised upon disposal or when there is no future economic benefit to the consolidated entity. Gains and losses between the carrying amount and the disposal proceeds are taken to profit or loss.

Research and development

Research and development costs are expensed in the period in which they are incurred.

Development costs are capitalised as an intangible asset, only if the following criteria are met:

- when it is probable that the project will be a success considering its commercial and technical feasibility;
- the consolidated entity is able to use or sell the asset;
- the consolidated entity has sufficient resources; and
- intent to complete the development and its costs can be measured reliably.

Development expenditure that do not meet the criteria above are recognised as an expense as incurred.

Capitalised development costs are amortised on a straight-line basis over the period of their expected benefit.

Development costs previously recognised as an expense are not recognised as an asset in a subsequent period.

Right-of-use assets

A right-of-use asset is recognised at the commencement date of a lease. The right-of-use asset is measured at cost, which comprises the initial amount of the lease liability, adjusted for, as applicable, any lease payments made at or before the commencement date net of any lease incentives received, any initial direct costs incurred, and, except where included in the cost of inventories, an estimate of costs expected to be incurred for dismantling and removing the underlying asset, and restoring the site or asset.

Right-of-use assets are depreciated on a straight-line basis over the unexpired period of the lease or the estimated useful life of the asset, whichever is the shorter. Where the consolidated entity expects to obtain ownership of the leased asset at the end of the lease term, the depreciation is over its estimated useful life. Right-of-use assets are subject to impairment or adjusted for any remeasurement of lease liabilities.

The consolidated entity has elected not to recognise a right-of-use asset and corresponding lease liability for short-term leases with terms of 12 months or less and leases of low-value assets. Lease payments on these assets are expensed to profit or loss as incurred.

Financial liabilities

The Group classifies its financial liabilities as measured at amortised cost. The Group does not use derivative financial instruments in economic hedges of currency or interest rate risk.

These financial liabilities include the following items:

Trade payables and other short-term monetary liabilities, which are initially recognised at fair value and subsequently carried at amortised cost using the effective interest method.

Lease liabilities are initially recognised at fair value net of any transaction costs directly attributable to the issue of the instrument and subsequently carried at amortised cost using the effective interest method.

Impairment of assets

At each reporting date, the company reviews the carrying amounts of its tangible and intangible assets to determine whether there is any indication that those assets have suffered an impairment loss. If any such indication exists, the recoverable amount of the asset is estimated in order to determine the extent of the impairment loss (if any). Where the asset does not generate cash flows that are independent from other assets, the company estimates the recoverable amount of the cash-generating unit to which the asset belongs.

If the recoverable amount of an asset (or cash-generating unit) is estimated to be less than its carrying amount, the carrying amount of the asset (cash-generating unit) is reduced to its recoverable amount. An impairment loss is recognised in profit or loss immediately, unless the relevant asset is carried at fair value, in which case the impairment loss is treated as a revaluation decrease.

Where an impairment loss subsequently reverses, the carrying amount of the asset (cash-generating unit) is increased to the revised estimate of its recoverable amount, but only to the extent that the increased carrying amount does not exceed the carrying amount that would have been determined had no impairment loss been recognised for the asset (cash-generating unit) in prior years. A reversal of an impairment loss is recognised in profit or loss immediately, unless the relevant asset is carried at fair value, in which case the reversal of the impairment loss is treated as a revaluation increase.

Trade and other payables

Trade payables and other accounts payable are recognised when the consolidated entity becomes obliged to make future payments resulting from the purchase of goods and services. Trade accounts payable are normally settled within 30 days.

Note 1. Significant accounting policies (continued)

Lease liabilities

A lease liability is recognised at the commencement date of a lease. The lease liability is initially recognised at the present value of the lease payments to be made over the term of the lease, discounted using the interest rate implicit in the lease or, if that rate cannot be readily determined, the consolidated entity's incremental borrowing rate. Lease payments comprise of fixed payments less any lease incentives receivable, variable lease payments that depend on an index or a rate, amounts expected to be paid under residual value guarantees, exercise price of a purchase option when the exercise of the option is reasonably certain to occur, and any anticipated termination penalties. The variable lease payments that do not depend on an index or a rate are expensed in the period in which they are incurred.

Lease liabilities are measured at amortised cost using the effective interest method. The carrying amounts are remeasured if there is a change in the following: future lease payments arising from a change in an index or a rate used; residual guarantee; lease term; certainty of a purchase option and termination penalties. When a lease liability is remeasured, an adjustment is made to the corresponding right-of-use asset, or to profit or loss if the carrying amount of the right-of-use asset is fully written down.

Borrowings and convertible notes

Loans and borrowings are initially recognised at the fair value of the consideration received, net of transaction costs. They are subsequently measured at amortised cost using the effective interest method if the impact is material to the financial report.

Where there is an unconditional right to defer settlement of the liability for at least 12 months after the reporting date, the loans or borrowings are classified as non-current.

Convertible notes are separated into liability and equity components based on the terms of the contract.

On issuance of the convertible notes, the fair value of the liability component is determined using a market rate for an equivalent non-convertible bond. This amount is classified as a financial liability measured at amortised cost (net of transaction costs) until it is extinguished on conversion or redemption.

The remainder of the proceeds is allocated to the conversion option that is recognised and included in equity. Transaction costs are deducted from equity, net of associated income tax. The carrying amount of the conversion option is not remeasured in subsequent years.

Transaction costs are apportioned between the liability and equity components of the convertible notes based on the allocation of proceeds to the liability and equity components when the instruments are initially recognised.

Provisions

Provisions are recognised when the consolidated entity has a present obligation, the future sacrifice of economic benefits is probable, and the amount of the provision can be measured reliably.

When some or all of the economic benefits required to settle a provision are expected to be recovered from a third party, the receivable is recognised as an asset if it is probable that recovery will be received and the amount of the receivable can be measured reliably.

The amount recognised as a provision is the best estimate of the consideration required to settle the present obligation at reporting date, taking into account the risks and uncertainties surrounding the obligation. Where a provision is measured using the cash flows estimated to settle the present obligation, its carrying amount is the present value of those cash flows.

Employee benefits

Short-term employee benefits

Liabilities for wages and salaries, including non-monetary benefits, annual leave and long service leave expected to be settled wholly within 12 months of the reporting date are measured at the amounts expected to be paid when the liabilities are settled.

Other long-term employee benefits

The liability for annual leave and long service leave not expected to be settled within 12 months of the reporting date are measured at the present value of expected future payments to be made in respect of services provided by employees up to the reporting date using the projected unit credit method. Consideration is given to expected future wage and salary levels, experience of employee departures and periods of service. Expected future payments are discounted using market yields at the reporting date on high quality corporate bonds with terms to maturity and currency that match, as closely as possible, the estimated future cash outflows.

Defined contribution superannuation expense

Contributions to defined contribution superannuation plans are expensed in the period in which they are incurred.

Share-based payment

Share-based compensation benefits are provided to employees via the Aeris Environmental Ltd Employee Option Plan. Information relating to these schemes is set out in note 25.

The fair value of options granted under the Employee Option Plan is recognised as an employee benefit expenses with a corresponding increase in equity. The fair value is measured at grant date and recognised over the period during which the employees become unconditionally entitled to the options.

Note 1. Significant accounting policies (continued)

Share-based payment (continued)

The fair value at grant date is independently determined using a Black-Scholes option pricing model. At each balance sheet date, the entity revises its estimate of the number of options that are expected to become exercisable. The employee benefit expense recognised each period takes into account the most recent estimate. The impact of the revision to original estimates, if any, is recognised in the income statement with a corresponding adjustment to equity.

Fair value measurement

When an asset or liability, financial or non-financial, is measured at fair value for recognition or disclosure purposes, the fair value is based on the price that would be received to sell an asset or paid to transfer a liability in an orderly transaction between market participants at the measurement date; and assumes that the transaction will take place either: in the principal market; or in the absence of a principal market, in the most advantageous market.

Fair value is measured using the assumptions that market participants would use when pricing the asset or liability, assuming they act in their economic best interests. For non-financial assets, the fair value measurement is based on its highest and best use. Valuation techniques that are appropriate in the circumstances and for which sufficient data are available to measure fair value, are used, maximising the use of relevant observable inputs and minimising the use of unobservable inputs.

Assets and liabilities measured at fair value are classified into three levels, using a fair value hierarchy that reflects the significance of the inputs used in making the measurements. Classifications are reviewed at each reporting date and transfers between levels are determined based on a reassessment of the lowest level of input that is significant to the fair value measurement.

- For recurring and non-recurring fair value measurements, external valuers may be used when internal expertise is either not available or when the valuation is deemed to be significant. External valuers are selected based on market knowledge and reputation. Where there is a significant change in fair value of an asset or liability from one period to another, an analysis is undertaken, which includes a verification of the major inputs applied in the latest valuation and a comparison, where applicable, with external sources of data.

Recoverable amount of non-current assets

The carrying amounts of non-current assets valued on the cost basis are reviewed to determine whether they are in excess of their recoverable amount at reporting date. If the carrying amount of a non-current asset exceeds its recoverable amount, the asset is written down to the lower amount. The write-down is expensed in the reporting period in which it occurs.

- Where a group of assets working together supports the generation of cash inflows, recoverable amount is assessed in relation to that group of assets. In assessing recoverable amounts of non-current assets, the relevant cash flows have been discounted to their present value.

Share capital

Financial instruments issued by the Group are treated as equity only to the extent that they do not meet the definition of a financial liability. The Group's ordinary shares are classified as equity instruments. Any transaction costs associated with the issuing of shares are deducted from share capital.

- The Group is not subject to any externally imposed capital requirements.

Business combinations

The acquisition method of accounting is used to account for business combinations regardless of whether equity instruments or other assets are acquired.

The consideration transferred is the sum of the acquisition-date fair values of the assets transferred, equity instruments issued or liabilities incurred by the acquirer to former owners of the acquiree and the amount of any non-controlling interest in the acquiree. For each business combination, the non-controlling interest in the acquiree is measured at either fair value or at the proportionate share of the acquiree's identifiable net assets. All acquisition costs are expensed as incurred to profit or loss.

The difference between the acquisition-date fair value of assets acquired, liabilities assumed and any non-controlling interest in the acquiree and the fair value of the consideration transferred and the fair value of any pre-existing investment in the acquiree is recognised as goodwill. If the consideration transferred and the pre-existing fair value is less than the fair value of the identifiable net assets acquired, being a bargain purchase to the acquirer, the difference is recognised as a gain directly in profit or loss by the acquirer on the acquisition-date, but only after a reassessment of the identification and measurement of the net assets acquired, the non-controlling interest in the acquiree, if any, the consideration transferred and the acquirer's previously held equity interest in the acquirer.

Comparative amounts

Where necessary, comparative amounts have been changed to reflect changes in disclosures in the current year.

Aeris Environmental Ltd
Notes to the financial statements
30 June 2024

Note 1. Significant accounting policies (continued)

Earnings per share

Basic earnings per share

Basic earnings per share is calculated by dividing the profit attributable to the owners of Aeris Environmental Ltd, excluding any costs of servicing equity other than ordinary shares, by the weighted average number of ordinary shares outstanding during the financial year, adjusted for bonus elements in ordinary shares issued during the financial year.

Diluted earnings per share

Diluted earnings per share adjusts the figures used in the determination of basic earnings per share to take into account the after income tax effect of interest and other financing costs associated with dilutive potential ordinary shares and the weighted average number of shares assumed to have been issued for no consideration in relation to dilutive potential ordinary shares.

Goods and Services Tax ('GST') and other similar taxes

Revenues, expenses and assets are recognised net of the amount of associated GST, unless the GST incurred is not recoverable from the taxation authority. In this case it is recognised as part of the cost of acquisition of the asset or as part of the expense.

Receivables and payables are stated inclusive of the amount of GST receivable or payable. The net amount of GST recoverable from, or payable to, the taxation authority is included in other receivables or other payables in the statement of financial position.

Cash flows are presented on a gross basis. The GST components of cash flows arising from investing or financing activities which are recoverable from, or payable to the taxation authority, are presented as operating cash flows.

Note 2. Critical accounting judgements, estimates and assumptions

The preparation of the financial statements requires management to make judgements, estimates and assumptions that affect the reported amounts in the financial statements. Management continually evaluates its judgements and estimates in relation to assets, liabilities, contingent liabilities, revenue and expenses. Management bases its judgements and estimates on historical experience and on other various factors it believes to be reasonable under the circumstances, the result of which form the basis of the carrying values of assets and liabilities that are not readily apparent from other sources. Actual results may differ from these estimates under different assumptions and conditions.

Management has identified the following critical accounting policies for which significant judgements, estimates and assumptions are made. Actual results may differ from these estimates under different assumptions and conditions and may materially affect financial results or the financial position reported in future periods.

Further details of the nature of these assumptions and conditions may be found in the relevant notes to the financial statements.

The following critical estimates and judgements have been made in respect of the following items:

Share-based payment transactions

The consolidated entity measures the cost of equity-settled transactions with employees by reference to the fair value of the equity instruments at the date at which they are granted. The fair value is determined by using either the Binomial or Black-Scholes model taking into account the terms and conditions upon which the instruments were granted. The accounting estimates and assumptions relating to equity-settled share-based payments would have no impact on the carrying amounts of assets and liabilities within the next annual reporting period but may impact profit or loss and equity.

Allowance for expected credit losses

The allowance for expected credit losses assessment requires a degree of estimation and judgement. It is based on the lifetime expected credit loss, grouped based on days overdue, and makes assumptions to allocate an overall expected credit loss rate for each group. These assumptions include recent sales experience, historical collection rates, the impact of the Coronavirus (COVID-19) pandemic and forward-looking information that is available. The allowance for expected credit losses, as disclosed in note 9, is calculated based on in-depth evaluation of customers expected to incur future credit losses. The actual credit losses in future years may be higher or lower.

Provision for impairment of inventories

The provision for impairment of inventories assessment requires a degree of estimation and judgement. The level of the provision is assessed by taking into account the recent sales experience, the ageing of inventories and other factors that affect inventory obsolescence.

Estimation of useful lives of assets

The consolidated entity determines the estimated useful lives and related depreciation and amortisation charges for its property, plant and equipment and finite life intangible assets. The useful lives could change significantly as a result of technical innovations or some other event. The depreciation and amortisation charge will increase where the useful lives are less than previously estimated lives, or technically obsolete or non-strategic assets that have been abandoned or sold will be written off or written down.

Note 2. Critical accounting judgements, estimates and assumptions (continued)

Fair value of financial instruments

When the fair value of financial assets and financial liabilities recorded in the statement of financial position cannot be derived from active markets, their fair value is determined using valuation techniques including the discounted cash flow model. The inputs to these models are taken from observable markets where possible, but where this is not feasible, a degree of judgement is required in establishing fair values. The judgements include considerations of inputs such as liquidity risk, credit risk and volatility. Changes in assumptions about these factors could affect the reported fair value of financial instruments.

Recovery of deferred tax assets

Deferred tax assets are recognised for deductible temporary differences only if the consolidated entity considers it is probable that future taxable amounts will be available to utilise those temporary differences and losses.

Lease term

The lease term is a significant component in the measurement of both the right-of-use asset and lease liability. Judgement is exercised in determining whether there is reasonable certainty that an option to extend the lease or purchase the underlying asset will be exercised, or an option to terminate the lease will not be exercised, when ascertaining the periods to be included in the lease term. In determining the lease term, all facts and circumstances that create an economical incentive to exercise an extension option, or not to exercise a termination option, are considered at the lease commencement date. Factors considered may include the importance of the asset to the consolidated entity's operations; comparison of terms and conditions to prevailing market rates; incurrence of significant penalties; existence of significant leasehold improvements; and the costs and disruption to replace the asset. The consolidated entity reassesses whether it is reasonably certain to exercise an extension option, or not exercise a termination option, if there is a significant event or significant change in circumstances.

Employee benefits provision

As discussed in note 1, the liability for employee benefits expected to be settled more than 12 months from the reporting date are recognised and measured at the present value of the estimated future cash flows to be made in respect of all employees at the reporting date. In determining the present value of the liability, estimates of attrition rates and pay increases through promotion and inflation have been taken into account.

Note 3. Financial risk management

The Group's activities expose it to a variety of financial risks; market risk (including currency risk, fair value interest rate risk and price risk), credit risk, liquidity risk and cash flow interest rate risk. The Group's overall risk management programme focuses on the unpredictability of financial markets and seeks to minimise potential adverse effects on the financial performance of the Group.

Foreign exchange risk

Foreign exchange risk arises when future commercial transactions and recognised assets and liabilities are denominated in a currency that is not the entity's functional currency. The Group is exposed to foreign exchange risk predominantly arising from currency exposures to the US dollar on its loans to its overseas subsidiaries. Currency protection measures may be deemed appropriate in specific commercial circumstances and are subject to strict limits laid down by the Board. The Group has not entered into any foreign currency hedging contracts during the year.

Credit risk

Credit risk arises from the potential failure of counterparties to meet their obligations under the respective contracts at maturity. There is negligible credit risk on financial assets of the Group since there is limited exposure to individual customers and the economic entity's exposure is limited to the amount of cash, short term deposits and receivables which have been recognised in the balance sheet.

Cash flow and fair value interest rate risk

As the Group has no significant interest-bearing assets or liabilities, the Group's income and operating cash flows are not materially exposed to changes in market interest rates.

Liquidity risk

Prudent liquidity risk management implies maintaining sufficient cash and the availability of funding to enable the company to operate as a going concern. The Board monitors liquidity on a monthly basis and management monitors liquidity on a daily basis.

Note 4. Operating segments

Identification of reportable operating segments

From Board of Directors' (Chief Operating Decision Makers' - CODM) perspective, the Group is organised into business units based on its geographical area of operation. The Group has identified two reportable segments as mentioned below.

The reportable segments are based on aggregated operating segments determined by the similarity of the revenue stream and products sold and/or the services provided in Australia and internationally, as these are the sources of the Group's major risks and have the most effect on the rates of return.

Aeris Environmental Ltd
Notes to the financial statements
30 June 2024

Note 4. Operating segments (continued)

Identification of reportable operating segments (continued)

The CODM reviews revenue, COGS, operating expenses, profit before tax, assets & liabilities for the following segments:

- (a) Australia - Sales and service on account of Australian operations
- (b) International - Sales and service on account of international operations

Intersegment transactions

Intersegment transactions are made at arm's length and are eliminated on consolidation.

Intersegment receivables, payables and loans

Intersegment loans are initially recognised at the consideration received and are eliminated on consolidation.

Major customer

During the year ended 30 June 2024 the most significant client accounts for approximately 7% (2023: 9%) of the consolidated entity's external revenue through Australian Sales and Services operating segment. There are no customers who individually amounted to more than 10% or more of the total revenue during 2024, and no other customers above 10% for 2023.

Operating segment information of the consolidated entity

	Australia \$	International \$	Intersegment eliminations \$	Consolidated \$
2024				
Revenue				
Sales	2,927,605	187,605	(68,968)	3,046,242
Other income	119,224	91,992	(91,392)	119,824
Total Revenue	<u>3,046,829</u>	<u>279,597</u>	<u>(160,360)</u>	<u>3,166,066</u>
Expenses				
Cost of goods sold	(1,289,654)	(140,909)	68,968	(1,361,595)
Operating expenses	(4,891,440)	(544,618)	526,730	(4,909,328)
Total Expenses	<u>(6,181,094)</u>	<u>(685,527)</u>	<u>595,698</u>	<u>(6,270,923)</u>
Profit (Loss) before tax	<u>(3,134,265)</u>	<u>(405,930)</u>	<u>435,338</u>	<u>(3,104,857)</u>
	Australia \$	International \$	Intersegment eliminations \$	Consolidated \$
2023				
Revenue				
Sales	1,909,750	148,010	(127,615)	1,930,145
Other income	172,140	89,702	(81,672)	180,170
Total Revenue	<u>2,081,890</u>	<u>237,712</u>	<u>(209,287)</u>	<u>2,110,315</u>
Expenses				
Cost of goods sold	(1,016,870)	(93,405)	127,615	(982,660)
Operating expenses	(5,006,500)	(983,450)	833,825	(5,156,125)
Total Expenses	<u>(6,023,370)</u>	<u>(1,076,855)</u>	<u>961,440</u>	<u>(6,138,785)</u>
Profit (Loss) before tax	<u>(3,941,480)</u>	<u>(839,143)</u>	<u>752,153</u>	<u>(4,028,470)</u>

Aeris Environmental Ltd
Notes to the financial statements
30 June 2024

Note 4. Operating segments (continued)

Segment assets and liabilities

	Assets 2024	Assets 2023	Liabilities 2024	Liabilities 2023
Australia	3,778,880	5,730,308	5,537,241	4,491,270
International	1,193,619	1,310,039	5,422,509	5,155,667
Intersegment elimination	<u>(2,224,866)</u>	<u>(2,369,723)</u>	<u>(8,184,612)</u>	<u>(7,927,394)</u>
Consolidated	<u><u>2,747,633</u></u>	<u><u>4,670,624</u></u>	<u><u>2,775,138</u></u>	<u><u>1,719,543</u></u>

Disaggregation of revenue from contracts with customers

The Group derives revenue from the transfer of goods and services over time and at a point in time for the following major geographical segments:

	Australia 2024	Australia 2023	International 2024	International 2023
Segment revenue	2,927,605	1,909,750	187,605	148,010
Intersegment elimination	<u>(68,968)</u>	<u>(127,615)</u>	<u>-</u>	<u>-</u>
Revenue from external customers	<u>2,858,637</u>	<u>1,782,135</u>	<u>187,605</u>	<u>148,010</u>
Timing of revenue recognition				
At a point in time	1,481,484	1,262,705	187,605	148,010
Over time	<u>1,377,153</u>	<u>519,430</u>	<u>-</u>	<u>-</u>
	<u>2,858,637</u>	<u>1,782,135</u>	<u>187,605</u>	<u>148,010</u>

Note 5. Revenue

	Consolidated 2024 \$	Consolidated 2023 \$
<i>Revenue from contracts with customers</i>		
Revenue from sales	1,669,089	1,410,715
Revenue from services	<u>1,377,153</u>	<u>519,430</u>
	<u>3,046,242</u>	<u>1,930,145</u>
<i>Other revenue</i>		
Financial revenue	20,093	35,699
Other revenue	<u>99,731</u>	<u>144,471</u>
	<u>119,824</u>	<u>180,170</u>
Revenue	<u><u>3,166,066</u></u>	<u><u>2,110,315</u></u>

Aeris Environmental Ltd
Notes to the financial statements
30 June 2024

Note 6. Expenses

	Consolidated	
	2024	2023
	\$	\$
Profit (loss) before income tax includes the following specific expenses:		
<i>Depreciation</i>		
Plant and equipment	44,308	63,902
Right-of-use assets	32,537	53,485
	<hr/>	<hr/>
Total depreciation	76,845	117,387
	<hr/>	<hr/>
<i>Employment benefit expenses</i>		
Base salary and fees	1,535,437	1,321,022
Superannuation & statutory costs	221,425	195,427
Share based payment	1,866	4,784
Other employment expenses	32,762	31,328
	<hr/>	<hr/>
Total employment benefits expenses	1,791,490	1,552,561
	<hr/>	<hr/>
<i>Finance costs</i>		
Interest, bank fees and other financial expenses	50,085	47,936
	<hr/>	<hr/>
<i>Administration</i>		
Compliance cost	811,987	1,245,272
Corporate and Overheads	322,249	78,066
Insurance	134,322	139,183
IT and Maintenance	51,920	63,020
	<hr/>	<hr/>
Total administration	1,320,478	1,525,541
	<hr/>	<hr/>
<i>Other expenses</i>		
Impairment of receivables	92,489	121,004
Impairment of inventory	259,000	305,513
Rental & occupancy expenses	214,631	263,862
Research and development and patent expenses	339,091	442,206
	<hr/>	<hr/>

Aeris Environmental Ltd
Notes to the financial statements
30 June 2024

Note 7. Income tax benefit

The prima facie income tax benefit on pre-tax accounting loss reconciles to the income tax benefit in the financial statements as follows:

	Consolidated	
	2024	2023
	\$	\$
<i>Income tax benefit</i>		
Current tax	(131,907)	(374,727)
Aggregate income tax benefit	<u>(131,907)</u>	<u>(374,727)</u>
 <i>Numerical reconciliation of income tax benefit and tax at the statutory rate</i>		
Profit (Loss) for year	(3,104,857)	(4,028,470)
Income tax expense (benefit) at the Australian tax rate of 25%	(776,214)	(1,007,118)
Impact of overseas tax rates	(19,016)	(38,422)
R&D tax offset receivable - Current year	(165,000)	(230,000)
R&D tax offset receivable - Prior year adjustment	29,178	(148,816)
Temporary differences and tax losses not recognised	704,684	918,015
Other permanent differences		
Share-based payments	467	1,196
R&D Expenditure	93,994	130,418
Income tax expense (benefit) attributable to profit (loss)	<u>(131,907)</u>	<u>(374,727)</u>

The enacted corporate tax rates across all jurisdictions are as follows:

- Australia 25%
- UK 25%
- USA (Including state taxes) 29.99%
- China 25%

Deferred tax balances not recognised

Calculated at current tax rates and not brought to account assets or liabilities: which may be realised in future years:

Tax rate has been used for the calculation given the majority of the operations are in Australia. The tax rates that applied to the UK, China and Australian entities were 25% and the US entity was 29.99%.

Aeris Environmental Ltd
Notes to the financial statements
30 June 2024

Note 7. Income tax benefit (continued)

Deferred tax balances not recognised (continued)

	Consolidated	
	2024	2023
	\$	\$
Deferred tax assets		
Tax losses		
Australian Tax Revenue Losses	36,440,622	34,724,034
Unused Australian tax losses for which no deferred tax asset has been recognised potential tax benefit @ 25%	9,110,155	8,681,008
US Tax Revenue Losses	4,893,734	4,121,808
Unused US tax losses for which no deferred tax asset has been recognised potential tax benefit @ 29.99%	1,467,631	1,236,130
UK Tax Revenue Losses	133,739	9,309
Unused UK tax losses for which no deferred tax asset has been recognised potential tax benefit @ 25%	33,435	2,327
China Tax Revenue Losses	36,470	-
Unused China tax losses for which no deferred tax asset has been recognised potential tax benefit @ 25%	9,117	-
Unused tax losses available for offset against future tax payable	10,620,338	9,919,465
Temporary differences		
Provision for doubtful debts	81,158	81,158
Provision for inventory impairment	631,673	744,518
Provision for employee entitlements	41,955	30,250
Difference between book and tax values of fixed assets	15,588	8,494
Accruals	129,307	13,250
Future lease obligations	19,915	28,688
	<u>919,596</u>	<u>906,358</u>
Total deferred tax assets	<u>11,539,934</u>	<u>10,825,823</u>
Deferred tax liabilities		
Right of use asset	<u>(17,923)</u>	<u>(26,743)</u>
Total deferred tax liabilities	<u>(17,923)</u>	<u>(26,743)</u>
Net deferred tax asset not recognised	<u><u>11,522,011</u></u>	<u><u>10,799,080</u></u>

Tax consolidation

(i) Relevance of tax consolidation to the consolidated entity

Legislation to allow groups comprising a parent entity and its Australian resident wholly-owned entities, to elect to consolidate and be treated as a single entity for income tax purposes ('the tax consolidation system') was substantively enacted on 21 October 2002. The Company, its wholly-owned Australian resident entities and its sister entities within Australia are eligible to consolidate for tax purposes under this legislation and have elected to implement the tax consolidation system from 1 July 2005.

(ii) Method of measurement of tax amounts

The tax consolidated group has adopted the "stand-alone" method of measuring current and deferred tax amounts applicable to each company.

(iii) Tax sharing agreements

There are no tax sharing or funding agreements in place.

(iv) Tax consolidation contributions

Aeris Environmental Ltd
Notes to the financial statements
30 June 2024

Note 7. Income tax benefit (continued)

Tax consolidation (continued)

There were no amounts recognised for the period as tax consolidations contributions by (or distributions to) equity participants of the tax consolidated group.

Note 8. Current assets - cash and cash equivalents

	Consolidated	
	2024	2023
	\$	\$
Cash at bank and on hand	837,780	136,575
Deposits on call	152,011	2,463,421
	<u>989,791</u>	<u>2,599,996</u>

The carrying amount of the Group's cash balances are a reasonable approximation of their fair values.

Note 9. Current assets - trade and other receivables

	Consolidated	
	2024	2023
	\$	\$
Trade receivables	609,208	783,391
Less: Allowance for expected credit losses	<u>(324,630)</u>	<u>(324,630)</u>
	284,578	458,761
R&D tax offset rebate receivable	365,000	230,000
	<u>649,578</u>	<u>688,761</u>

The carrying amounts of the Group's receivables are a reasonable approximation of their fair values.

Allowance for expected credit losses

For the 2024 and 2023 financial years, the Group has undertaken an in-depth evaluation of each individual customer which the entity considers to have a risk of incurring credit losses.

Based on the evaluation and considering average industry credit terms of 60 days, loss allowance provision was calculated and grouped as follows:

Consolidated	Expected credit loss rate		Carrying amount		Allowance for expected credit losses	
	2024	2023	2024	2023	2024	2023
	%	%	\$	\$	\$	\$
Current < 60 days	-	-	225,244	302,169	-	-
Past due > 60 days	-	-	32,220	35,314	-	-
Past due > 90 days	92.29%	72.80%	351,744	445,908	324,630	324,630
			<u>609,208</u>	<u>783,391</u>	<u>324,630</u>	<u>324,630</u>

	Consolidated	Consolidated
	2024	2023
	\$	\$
Less than 6 months overdue	-	-
More than 6 months overdue	324,630	324,630
Amounts recognised in profit or loss		
During the year, the following losses were recognised in profit or loss in relation to impaired receivables		
Individually impaired receivables	(92,489)	(10,728)
Movement in provision for impairment	-	(110,276)

Movements in the allowance for expected credit losses are as follows:

Aeris Environmental Ltd
Notes to the financial statements
30 June 2024

Note 9. Current assets - trade and other receivables (continued)

	Consolidated	
	2024	2023
	\$	\$
Opening balance	324,630	214,354
Additional provision recognised	-	110,276
	<u>324,630</u>	<u>324,630</u>

Note 10. Current assets - Inventories

	Consolidated	
	2024	2023
	\$	\$
Inventories - at cost	3,270,677	3,743,930
Less: Provision for impairment	(2,497,916)	(2,861,513)
	<u>772,761</u>	<u>882,417</u>

The carrying amounts of the Group's inventories are a reasonable approximation of their fair values.

Note 11. Current assets - other

	Consolidated	
	2024	2023
	\$	\$
Prepayments	180,750	285,985
Deposits, bonds and other receivables	24,908	14,189
	<u>205,658</u>	<u>300,174</u>

The carrying amount of the Group's other current assets are a reasonable approximation of their fair values.

Aeris Environmental Ltd
Notes to the financial statements
30 June 2024

Note 12. Non-current assets - property, plant and equipment

	Consolidated	
	2024	2023
	\$	\$
Leasehold improvements - at cost	138,093	138,093
Less: Accumulated depreciation	(132,775)	(131,461)
	<u>5,318</u>	<u>6,632</u>
Plant and equipment under lease	209,696	187,474
Less: Accumulated depreciation	(193,770)	(182,879)
	<u>15,926</u>	<u>4,595</u>
Computer equipment - at cost	322,970	325,983
Less: Accumulated depreciation	(315,645)	(318,283)
	<u>7,325</u>	<u>7,700</u>
Office equipment - at cost	139,709	139,709
Less: Accumulated depreciation	(134,901)	(132,882)
	<u>4,808</u>	<u>6,827</u>
Field equipment - at cost	51,647	51,647
Less: Accumulated depreciation	(51,647)	(51,647)
	<u>-</u>	<u>-</u>
R & D equipment - at cost	54,974	54,974
Less: Accumulated depreciation	(52,134)	(44,352)
	<u>2,840</u>	<u>10,622</u>
Software - at cost	32,516	72,351
Less: Accumulated depreciation	(10,579)	(16,421)
	<u>21,937</u>	<u>55,930</u>
	<u>58,154</u>	<u>92,306</u>

Reconciliations

Reconciliations of the written down values at the beginning and end of the current and previous financial year are set out below:

Consolidated	Computer equipment \$	Leasehold improvements \$	Office furniture \$	Plant and equipment \$	R&D equipment \$	Software \$	Total \$
Balance at 1 July 2022	28,657	-	2,806	24,673	8,406	44,713	109,255
Exchange differences	(504)	-	-	-	-	-	(504)
Additions	1,012	7,865	6,114	-	14,201	21,589	50,781
Disposals	(3,324)	-	-	-	-	-	(3,324)
Depreciation charge	(18,141)	(1,233)	(2,093)	(20,078)	(11,985)	(10,372)	(63,902)
	<u>7,700</u>	<u>6,632</u>	<u>6,827</u>	<u>4,595</u>	<u>10,622</u>	<u>55,930</u>	<u>92,306</u>
Balance at 30 June 2023	7,700	6,632	6,827	4,595	10,622	55,930	92,306
Exchange differences	(289)	-	-	-	-	-	(289)
Additions	7,023	-	-	22,222	-	16,761	46,006
Disposals	(1,389)	-	-	-	-	(34,172)	(35,561)
Depreciation charge	(5,720)	(1,314)	(2,019)	(10,891)	(7,782)	(16,582)	(44,308)
Balance at 30 June 2024	<u>7,325</u>	<u>5,318</u>	<u>4,808</u>	<u>15,926</u>	<u>2,840</u>	<u>21,937</u>	<u>58,154</u>

Aeris Environmental Ltd
Notes to the financial statements
30 June 2024

Note 13. Non-current assets - right-of-use assets

	Consolidated	
	2024	2023
	\$	\$
Land and buildings - right-of-use	157,713	160,455
Less: Accumulated depreciation	(86,022)	(53,485)
	<u>71,691</u>	<u>106,970</u>

Reconciliations

Reconciliations of the written down values at the beginning and end of the current and previous financial year are set out below:

Consolidated	Right-of-use asset \$	Total \$
Balance at 1 July 2022	-	-
Additions	160,455	160,455
Depreciation expense	(53,485)	(53,485)
Balance at 30 June 2023	106,970	106,970
Disposals	(2,742)	(2,742)
Depreciation expense	(32,537)	(32,537)
Balance at 30 June 2024	<u>71,691</u>	<u>71,691</u>

Refer to note 18 for further information on lease liabilities.

Note 14. Current liabilities - trade and other payables

	Consolidated	
	2024	2023
	\$	\$
Trade payables	763,203	687,515
GST and PAYG payable	33,161	6,043
Accrued expenses	894,043	790,233
	<u>1,690,407</u>	<u>1,483,791</u>

Refer to note 26 for further information on financial instruments.

The carrying amounts of the Group's current trade and other payables are a reasonable approximation of their fair values.

Note 15. Current liabilities - lease liabilities

	Consolidated	
	2024	2023
	\$	\$
Lease liabilities	<u>58,277</u>	<u>62,378</u>

Refer to note 18 for further information on non-current lease liabilities and note 26 for further information on financial instruments.

Note 16. Current liabilities - provisions

	Consolidated	
	2024	2023
	\$	\$
Annual leave	151,920	109,997
Long service leave	15,902	11,002
	<u>167,822</u>	<u>120,999</u>

Aeris Environmental Ltd
Notes to the financial statements
30 June 2024

Note 16. Current liabilities - provisions (continued)

The carrying amounts of the Group's provisions are a reasonable approximation of their fair values.

Note 17. Non-current liabilities - Borrowings

	Consolidated 2024	
	Non- current \$	Total \$
Loans from Directors and a Shareholder*	837,249	837,249
Total borrowings	<u>837,249</u>	<u>837,249</u>

*During the year three loan facilities of up to \$1,500,000 each were entered into with two Directors (Maurie Stang and Steven Kritzler) and one substantial shareholder (Bernard Stang). Each loan is an unsecured facility that attracts 10% per annum interest payable quarterly and can be repaid without penalty if Aeris secures alternative funding. For each loan facility of \$500,000 issued, the subscriber will receive 500,000 options on a 1:1 ratio with an exercise price of \$0.20 for a total of 1,500,000 options. The issue and exercise of the options will comply with ASX Listing Rules. The loan maturity date is 28 June 2026 and the first drawdown of \$500,000 was made in June 2024.

Messrs Laurie Stang and Bernard Stang being Directors and Shareholders of Regional Corporate Services Pty Ltd agreed to the conversion of Regional Corporate Services Pty Ltd's Trade Payables to their respective loan accounts. Trade Payables amounting to \$337,249 was equally divided.

The balance of loan account for Bernard Stang was made up of the first drawdown amount of \$500,000 and his share of Regional Corporate Services Pty Ltd's Trade Payables of \$168,624.50.

The balance of loan account for Laurie Stang was only made up of his share of Regional Corporate Services Pty Ltd's Trade Payables of \$168,624.50.

Note 18. Non-current liabilities - lease liabilities

	Consolidated	
	2024 \$	2023 \$
Lease liabilities	<u>21,383</u>	<u>52,375</u>

Refer to note 26 for further information on financial instruments.

Particulars relating to lease liabilities

The Group has recognised 'Right-of-Use Asset' and an associated 'Lease Liability' in the 2023 financial year for the office space leased in Townsville and Sydney following AASB 16 for accounting of leases. In May 2023, a new sub-lease was signed for the office space in Sydney. The lease was previously held with Regional Health Care Group Pty Ltd, it is now held with Regional Corporate Services Pty Ltd. Following this decision, the 'Right-of-Use Asset' is disclosed in note 13 and the current lease liability is disclosed in note 1515.

	2024 \$	2023 \$
The financial statements show the following amounts relating to leases:		
Depreciation	32,537	53,485
Interest expense (included in finance cost)	4,271	10,219
Value of Right-of-Use asset	71,691	106,970
Expense relating to short-term leases (included in occupancy expenses)	-	-
Total cash flows for leases	66,174	64,671

Note 19. Equity - issued capital

	Consolidated			
	2024 Shares	2023 Shares	2024 \$	2023 \$
Ordinary shares - fully paid	<u>245,694,551</u>	<u>245,644,551</u>	<u>62,520,726</u>	<u>62,520,726</u>

Aeris Environmental Ltd
Notes to the financial statements
30 June 2024

Note 19. Equity - issued capital (continued)

Fully paid ordinary shares carry one vote per share and carry the right to dividends.

Movements in ordinary share capital of Aeris Environmental Ltd

Details	Date	Shares	Issue price	\$
Balance - no par value	1 July 2022	244,376,020		62,520,726
Shares issued on conversion of performance rights		1,068,531	0.00	-
Shares issued to consultants and advisors		<u>200,000</u>	<u>0.00</u>	<u>-</u>
Balance - no par value	30 June 2023	245,644,551		62,520,726
Shares issued on conversion of performance rights*		50,000	0.00	-
Balance - no par value	30 June 2024	<u>245,694,551</u>		<u>62,520,726</u>

*The performance rights were issued to incentivise the contractor for R&D work carried out for the Company. In accordance with the Employee Incentive Plan (EIP) Rules, 33% (being one third) of the performance rights vested on 10 October 2023 and exercised on 24 January 2024. The remainder will vest on 10 October 2024 (being one third) and the final 33% (being one third) on 10 October 2025.

For the purposes of these disclosures, the Group considers its capital to comprise its ordinary share capital and accumulated losses. Neither the share based payments reserve nor the translation reserve is considered as capital.

Share buy-back

There is no current on-market share buy-back.

Note 20. Equity - reserves

	Consolidated	
	2024	2023
	\$	\$
Share-based payments reserve	1,967,511	1,965,645
Foreign currency translation reserve	(89,378)	(81,876)
	<u>1,878,133</u>	<u>1,883,769</u>

Movements in reserves

Movements in each class of reserve during the current and previous financial year are set out below:

Consolidated	Share-based payments	Foreign currency translation	Total
	\$	\$	\$
Balance at 1 July 2022	1,960,861	(98,955)	1,861,906
Foreign currency translation	-	17,079	17,079
Share based payments during the year allocated to:			
Employees and consultants	4,784	-	4,784
Key Management Personnel	-	-	-
Utilized for share issue	-	-	-
Balance at 30 June 2023	1,965,645	(81,876)	1,883,769
Foreign currency translation	-	(7,502)	(7,502)
Share based payments during the year allocated to:			
Employees and consultants	1,866	-	1,866
Balance at 30 June 2024	<u>1,967,511</u>	<u>(89,378)</u>	<u>1,878,133</u>

Nature and purpose of reserve

The foreign currency translation reserve records the impact of the movement of the exchange rate as it relates to the Company's investment in overseas subsidiaries.

Aeris Environmental Ltd
Notes to the financial statements
30 June 2024

Note 20. Equity - reserves (continued)

Nature and purpose of reserve (continued)

The share-based payments reserve records the value of options or performance rights issued to employees, consultants and Directors, as part of the remuneration for their services and issued in consideration for business combinations.

Note 21. Equity - accumulated losses

	Consolidated	
	2024	2023
	\$	\$
Accumulated losses at the beginning of the financial year	(61,453,414)	(57,793,452)
Loss after income tax benefit for the year	(2,972,950)	(3,653,743)
Disposal of investment in Aeris Cleantech Pte Ltd	-	(6,219)
	<u> </u>	<u> </u>
Accumulated losses at the end of the financial year	<u>(64,426,364)</u>	<u>(61,453,414)</u>

Note 22. Equity - dividends

There were no dividends paid, recommended or declared during the current or previous financial year.

Note 23. Earnings per share

	Consolidated	
	2024	2023
	\$	\$
Loss after income tax attributable to the owners of Aeris Environmental Ltd	<u>(2,972,950)</u>	<u>(3,653,743)</u>
	Number	Number
Weighted average number of ordinary shares outstanding during the year used in calculation of basic EPS	<u>245,666,195</u>	<u>245,422,124</u>
Weighted average number of ordinary shares outstanding during the year used in calculation of diluted EPS*	<u>245,666,195</u>	<u>245,422,124</u>
	Cents	Cents
Basic loss per share (cents)	(1.21)	(1.49)
Diluted loss per share (cents)	(1.21)	(1.49)

Options and performance rights eligible for conversion into ordinary shares in future

	Number	Number
Performance rights over ordinary shares to Consultants	100,000	150,000
Options over ordinary shares to Consultants	<u>550,000</u>	<u>550,000</u>
	<u>650,000</u>	<u>700,000</u>

*Options and rights eligible for conversion into ordinary shares in future have an anti-dilutive effect, hence diluted EPS is same as basic EPS.

There were no options over ordinary shares issued subsequent to year-end 2024.

Note 24. Options and performance rights

On 15 July 2022, 550,000 options with an exercise price of \$0.01 were issued to consultant Tim Fortin for services performed from June 2021 to January 2022. The options vested on the date of issue and each option may be exercised from the date of issue at any time up until the expiry date of 15 July 2025.

Aeris Environmental Ltd
Notes to the financial statements
30 June 2024

Note 24. Options and performance rights (continued)

On 21 December 2022, 150,000 performance rights with a nil exercise price were issued to consultant Bruce Davison as partial payment for R&D services provided. 33% of the performance rights vested on 10 October 2023 and were exercised on 24 January 2024, 33% will vest on 10 October 2024 and the final 34% vest on 10 October 2025. The performance rights shall expire, if not converted, at 5:00pm AEST on 20 December 2026.

Note 25. Share-based payments

Recognised share-based payment expenses

The expense recognised for employee services and external consultants during the year is shown in the table below:

	Consolidated	
	2024	2023
Employee Share Option Plan		
Employees and consultant	1,866	4,784
Total arising from share-based payment transactions	<u>1,866</u>	<u>4,784</u>

Details of share-based payment plan

The share-based payment plan is described in the remuneration report in the Directors' Report. There have been no cancellations or modifications to the plan during 2024 and 2023.

Fair value of options or performance rights granted

The fair value of the options granted under the plan is estimated using the Black-Scholes valuation methodology taking into account the terms and conditions under which the options are granted. The fair value of performance rights granted is based on the market price of shares at the date of issue.

Aeris Environmental Ltd
Notes to the financial statements
30 June 2024

Note 25. Share-based payments (continued)

Particulars of options or performance rights granted over unissued shares:

	Options		Rights	
	2024	2023	2024	2023
<i>Options or rights on issue:</i>				
Employees and consultants*	550,000	550,000	150,000	150,000
Key management personnel	-	-	-	-
	<u>550,000</u>	<u>550,000</u>	<u>150,000</u>	<u>150,000</u>
<i>Options or rights granted during the year:</i>				
Employees and consultants	-	550,000	-	150,000
Key management personnel	-	-	-	1,068,531
	<u>-</u>	<u>550,000</u>	<u>-</u>	<u>1,218,531</u>
<i>Shares issued as a result of exercise of options or rights:</i>				
Employees and consultants**	-	-	50,000	150,000
Key management personnel	-	-	-	1,068,531
	<u>-</u>	<u>-</u>	<u>50,000</u>	<u>1,218,531</u>
<i>Options or rights expired or forfeited:</i>				
	<u>-</u>	<u>-</u>	<u>-</u>	<u>-</u>
Weighted average remaining contractual life	1.04 years	2.04 years	2.47 years	3.48 years
Weighted average range of exercise prices	\$0.01	\$0.01	-	-

* On 15 July 2022, 550,000 options with an exercise price of \$0.01 were issued to consultant Tim Fortin for services performed from June 2021 to January 2022. The options vested on the date of issue and each option may be exercised from the date of issue at any time up until the expiry date of 15 July 2025.

**On 21 December 2022, 150,000 performance rights with a nil exercise price were issued to consultant Bruce Davison as partial payment for R&D services provided. 33% of the performance rights vested on 10 October 2023 and were exercised on 24 January 2024, 33% will vest on 10 October 2024 and the final 34% vest on 10 October 2025. The performance rights shall expire, if not converted, at 5:00pm AEST on 20 December 2026.

Note 26. Financial instruments

Financial risk management objectives

Capital

The Group considers its capital to comprise its ordinary share capital and accumulated losses.

In managing its capital, the Group's primary objective is to ensure its continued ability to provide a consistent return for its equity shareholders through a combination of capital growth and distributions. In order to achieve this objective, the Group seeks to maintain a sufficient funding base to enable the Group to meet its working capital and strategic investment needs. In making decisions to adjust its capital structure to achieve these aims, either through new share issues or debt, the Group considers not only its short-term position but also its long-term operational and strategic objectives.

Financial instrument risk exposure and management

In common with all other businesses, the Group is exposed to risks that arise from its use of financial instruments. This note describes the Group's objectives, policies and processes for managing those risks and the methods used to measure them.

Further quantitative information in respect of these risks is presented throughout these financial statements.

There have been no substantive changes in the Group's exposure to financial instrument risks, its objectives, policies and processes for managing those risks or the methods used to measure them from previous periods unless otherwise stated in this note.

Principal financial instruments

The principal financial instruments used by the Group, from which financial instrument risks arise, are as follows:

- Cash at bank;
- Trade and other receivables;
- Deposits and bonds; and
- Trade and other payables

Aeris Environmental Ltd
Notes to the financial statements
30 June 2024

Note 26. Financial instruments (continued)

Financial risk management objectives (continued)

General objectives, policies and processes

The Board has overall responsibility for the determination of the Group's risk management objectives and policies and has the responsibility for designing and operating processes that ensure the effective implementation of the objectives and policies to the Group's finance function. The Board receives monthly reports through which it reviews the effectiveness of the processes put in place and the appropriateness of the objectives and policies it sets.

The overall objective of the board is to set policies that seek to reduce risk as far as possible without unduly affecting the Group's competitiveness and flexibility. Further details regarding these policies are set out below:

(i) Credit risk

Credit risk arises principally from the Group's trade receivables, cash and term deposits. It is the risk that the counterparty fails to discharge its obligation in respect of the instrument.

The maximum exposure to credit risk at balance sheet date is as follows:

	Consolidated	
	2024	2023
	\$	\$
Trade receivables	284,578	458,761
R&D tax offset rebate receivable	365,000	230,000
Deposits, bonds and other receivables	24,908	9,310
Deposits with BankWest	152,011	2,463,421
Deposits with Wise, USA	15,195	48,844
Deposits with Bank of America, USA	990	5,448
Deposits with ANZ Bank	810,031	67,413
Deposits with Bank of China, China	6,351	14,870
Deposits with World First Bank, UK	5,213	-
	<u>1,664,277</u>	<u>3,298,067</u>

(ii) Liquidity risk

Liquidity risk arises from the Group's management of working capital and the finance charges and principal repayments on its debt instruments. It is the risk that the Group will encounter difficulty in meeting its financial obligations as they fall due.

The Group's policy is to ensure that it will always have sufficient cash to allow it to meet its liabilities when they become due. To achieve this aim, it seeks to maintain cash balances (or agreed facilities) to meet expected requirements for a period of at least 45 days.

The Board receives cash flow projections on a monthly basis as well as information regarding cash balances. At the balance sheet date, these projections indicated that the Group expected to have sufficient liquid resources to meet its obligations under all reasonably expected circumstances, however see going concern section per note 1 for further comments.

Maturity analysis of financial assets and liability based on management's expectations

The risk implied from the values shown in the table below, reflects a balanced view of cash inflows and outflows. Trade payables and other financial liabilities mainly originate from the financing of assets used in our ongoing operations such as property, plant, equipment and investments in working capital (e.g. trade receivables and inventories). These assets are considered in the Group's overall liquidity risk.

Aeris Environmental Ltd
Notes to the financial statements
30 June 2024

Note 26. Financial instruments (continued)

Maturity analysis - 2024	Undiscounted Cash flows \$	< 6 months \$	6 - 12 months \$	1-3 years \$	>3 years \$	Carrying values \$
<i>Financial assets</i>						
Cash and cash equivalents	989,791	989,791	-	-	-	989,791
Trade and other receivables	284,578	284,578	-	-	-	284,578
R&D tax offset rebate receivable	365,000	365,000	-	-	-	365,000
Security deposits	9,310	-	-	-	9,310	9,310
	<u>1,648,679</u>	<u>1,639,369</u>	<u>-</u>	<u>-</u>	<u>9,310</u>	<u>1,648,679</u>
<i>Financial liabilities</i>						
Trade payables	(763,203)	(763,203)	-	-	-	(763,203)
Other payables including GST and PAYG payable	(927,204)	(927,204)	-	-	-	(927,204)
Borrowings	(1,004,699)	(41,862)	(41,862)	(920,974)	-	(837,249)
Lease liabilities	(84,227)	(30,990)	(31,140)	(22,097)	-	(79,660)
	<u>(2,779,333)</u>	<u>(1,763,259)</u>	<u>(73,002)</u>	<u>(943,071)</u>	<u>-</u>	<u>(2,607,316)</u>
Net Maturity	<u>(1,130,654)</u>	<u>(123,890)</u>	<u>(73,002)</u>	<u>(943,071)</u>	<u>9,310</u>	<u>(958,637)</u>

Maturity analysis - 2023	Undiscounted Cash flows \$	< 6 months \$	6 - 12 months \$	1-3 years \$	>3 years \$	Carrying values \$
<i>Financial assets</i>						
Cash and cash equivalents	2,599,996	2,599,996	-	-	-	2,599,996
Trade and other receivables	458,761	458,761	-	-	-	458,761
R&D tax offset rebate receivable	230,000	230,000	-	-	-	230,000
Security deposits	14,189	-	-	-	14,189	14,189
	<u>3,302,946</u>	<u>3,288,757</u>	<u>-</u>	<u>-</u>	<u>14,189</u>	<u>3,302,946</u>
<i>Financial liabilities</i>						
Trade payables	(687,519)	(687,519)	-	-	-	(687,519)
Other payables including GST and PAYG payable	(796,276)	(796,276)	-	-	-	(796,276)
Lease liabilities	(123,657)	(30,390)	(30,390)	(62,877)	-	(114,753)
	<u>(1,607,452)</u>	<u>(1,514,185)</u>	<u>(30,390)</u>	<u>(62,877)</u>	<u>-</u>	<u>(1,598,548)</u>
Net Maturity	<u>1,695,494</u>	<u>1,774,572</u>	<u>(30,390)</u>	<u>(62,877)</u>	<u>14,189</u>	<u>1,704,398</u>

(iii) Market risk

Interest rate risk

The Group's exposure to fluctuations in interest rates that are inherent in financial markets arise predominantly from assets and liabilities bearing variable interest rates.

The Company's exposure to interest rate risk and the effective weighted average interest rate for classes of financial assets and financial liabilities is set out below:

Aeris Environmental Ltd
Notes to the financial statements
30 June 2024

Note 26. Financial instruments (continued)

2024	Notes	Weighted Average Interest Rates	Floating Interest Rates	Fixed Interest Rates	Non-Interest Bearing	Total
<i>Financial assets</i>						
Cash and cash equivalents	8	2.03%	989,791	-	-	989,791
Deposits	11	0.00%	-	-	9,310	9,310
Trade and other receivables	9	0.00%	-	-	649,578	649,578
Total assets			989,791	-	658,888	1,648,679
<i>Financial liabilities</i>						
Trade and other payables	14	0.00%	-	-	(1,690,407)	(1,690,407)
Borrowings	17	10.00%	-	(837,249)	-	(837,249)
Lease liabilities	13, 15	7.22%	-	(79,660)	-	(79,660)
Total liabilities			-	(916,909)	(1,690,407)	(2,607,316)
			989,791	(916,909)	(1,031,519)	(958,637)

2023	Notes	Weighted Average Interest Rates	Floating Interest Rates	Fixed Interest Rates	Non-Interest Bearing	Total
<i>Financial assets</i>						
Cash and cash equivalents	8	1.25%	2,599,996	-	-	2,599,996
Deposits	11	0.00%	-	-	14,189	14,189
Trade and other receivables	9	0.00%	-	-	688,761	688,761
Total assets			2,599,996	-	702,950	3,302,946
<i>Financial liabilities</i>						
Trade and other payables	14	0.00%	-	-	(1,483,792)	(1,483,792)
Lease liabilities		7.22%	-	(114,753)	-	(114,753)
Total liabilities			-	(114,753)	(1,483,792)	(1,598,545)
			2,599,996	(114,753)	(780,842)	1,704,401

The following sensitivity analysis is based on the interest rate risk exposure in existence at the balance sheet date. The analysis assumes all other variables remain constant.

Sensitivity analysis	Carrying Amount	+2% Interest rate Profit or Loss	-1% Interest rate Profit or Loss
2024			
Deposits on call	152,011	3,040	(1,520)
Tax charge of 25%	-	(760)	380
	152,011	2,280	(1,140)
2023			
Deposits on call	2,463,421	49,268	(24,634)
Tax charge of 25%	-	(12,317)	6,159
	2,463,421	36,951	(18,475)

Aeris Environmental Ltd
Notes to the financial statements
30 June 2024

Note 26. Financial instruments (continued)

Currency risk

The Group's policy is, where possible, to allow group entities to settle liabilities denominated in their functional currency with the cash generated from their own operations in that currency. Where group entities have liabilities denominated in a currency other than their functional currency (and have insufficient reserves of that currency to settle them) cash already denominated in that currency will, where possible, be transferred from elsewhere within the Group.

The Group is exposed to currency risk in relation to the translation of the ultimate parent entity's net investments in foreign operations to its functional currency of Australian dollars. This translation is recognised directly in equity. The analysis below demonstrates the impact on equity of a 10% strengthening or weakening against the AUD dollar of the major currencies to which the Group is exposed through its net investments in foreign operations. The basis for the sensitivity calculation is the Group's actual residual exposure at the balance date of 7% plus movement in currency of 3%.

Exposure Currency	2024			2023			Equity Change	
	Balance in denominated currency	Balance in functional currency	Sensitivity	Equity denominated Change	Balance in functional currency	Sensitivity		
US Dollar	(3,356,838)	(5,032,816)	10%	457,529	(3,108,291)	(4,682,056)	10%	425,641
Chinese Yuan	4,613,196	952,009	10%	(86,546)	4,737,589	983,749	10%	(89,432)
Euro	(7,457)	(11,981)	10%	1,089	(7,457)	(12,227)	10%	1,112
GBP	(71,777)	(136,101)	10%	12,373	(70,822)	(135,098)	10%	12,282

There are no foreign currency balances held in the parent entity.

Fair value measurement

The carrying amounts of trade and other receivables and trade and other payables are assumed to approximate their fair values due to their short-term nature. The fair value of financial liabilities is estimated by discounting the remaining contractual maturities at the current market interest rate that is available for similar financial liabilities.

Therefore, table detailing the consolidated entity's assets and liabilities, measured or disclosed at fair value, using a three level hierarchy, based on the lowest level of input that is significant to the entire fair value measurement is not required.

Note 27. Key management personnel disclosures

Directors

The following persons were directors of Aeris Environmental Ltd during the financial year:

Maurie Stang
Steven Kritzler
Abbie Widin
Jenny Harry

Other key management personnel

The following persons also had the authority and responsibility for planning, directing and controlling the major activities of the consolidated entity, directly or indirectly, during the financial year:

Andrew Just (CEO)

Compensation

The aggregate compensation made to directors and other members of key management personnel of the consolidated entity is set out below:

	Consolidated	
	2024	2023
	\$	\$
Short-term employee benefits	533,025	535,212
Post-employment benefits	55,374	52,837
	<u>588,399</u>	<u>588,049</u>

Further, disclosures relating to key management personnel are set out in remuneration report in the Directors' Report.

Aeris Environmental Ltd
Notes to the financial statements
30 June 2024

Note 28. Remuneration of auditors

	Consolidated	
	2024	2023
	\$	\$
<i>Remuneration of UHY Haines Norton for -</i>		
Audit of the annual financial report	63,000	60,000
Review of the half yearly financial report	25,000	24,278
	88,000	84,278

Note 29. Contingent liabilities

There are no contingent liabilities identified as at balance date 30 June 2024 (2023 contingent liabilities nil).

Note 30. Commitments for expenditure

There are no commitments for expenditure identified as at balance date 30 June 2024 (2023 commitments for expenditure nil).

Note 31. Related party transactions

Parent entity

Aeris Environmental Ltd is the parent entity.

Subsidiaries

Interests in subsidiaries are set out in note 33.

Key management personnel

Disclosures relating to key management personnel are set out in note 27 and the remuneration report included in the directors' report.

Transactions with related parties

Disclosures relating to transactions with Directors and Director related entities are set out in the remuneration report in the Directors' Report.

A number of specified Directors, or their personally-related entities, hold positions in other entities that result in them having control or significant influence over the financial or operating policies of those entities. A number of these entities transacted with the Company in the reporting period. The terms and conditions of those transactions were no more favourable than those available, or which might reasonably be expected to be available, on similar transactions to unrelated entities on an arms-length basis. Details of these transactions are as follows.

There were no options over ordinary shares issued to directors and other key management personnel as part of compensation that were outstanding at 30 June 2024.

	2024	2023
	\$	\$
Regional Health Care Group Pty Ltd		
The Company and its controlled entities incur expenses for services provided by Regional Health Care Group Pty Ltd		
Office and administration expenses	745	117,772
Insurance expenses	-	12,137
Rent	-	23,436
Distribution expenses	-	48,524
Corporate services	-	62,352
The Company and its controlled entities transacted with Regional Health Care Group Pty Ltd as customer for:		
Sale of goods and administrative charges	34	21,521
Mr M Stang is a Director and Shareholder of Regional Health Care Group Pty Ltd		

Aeris Environmental Ltd
Notes to the financial statements
30 June 2024

Note 31. Related party transactions (continued)

	2024 \$	2023 \$
Regional Corporate Services Pty Ltd		
The company and its controlled entities incur cost for services provided by Regional Corporate Services Pty Ltd	-	-
Office and administration expenses	118,911	27,820
Insurance expenses	2,464	75,314
Rent	24,898	4,126
Distribution expenses	81,032	5,978
Corporate services	330,840	-
The company and its controlled entities provided services and sold products to Regional Corporate Services Pty Ltd	14,486	-
Mr M Stang is a Director and Shareholder of Regional Corporate Services Pty Ltd		
Novapharm Research (Australia) Pty Ltd		
The Company and its controlled entities incur expenses for services provided by Novapharm Research (Australia) Pty Ltd.		
Research and development	102,734	190,356
Patent and other expenses	8,701	15,436
The Company and its controlled entities transacted with Novapharm Research (Australia) Pty Ltd and invoiced them for providing supply chain functions	21,448	26,001
Mr M Stang and S Kritzler are Directors and Shareholders of Novapharm Research (Australia) Pty Ltd		
Ramlist Pty Ltd		
The Company and its controlled entities incur expenses for rent and utility outgoings to Ramlist Pty Ltd.	14,923	25,311
Mr M Stang is a Director and Shareholder of Ramlist Pty Ltd		
Ensol Systems Pty Ltd		
The Company and its controlled entities incur expenses for marketing and other operational services to Ensol Systems Pty Ltd	-	5,150
The Company and its controlled entities transacted with Ensol systems Pty Ltd and invoiced them for administrative charges	-	450
Mr M Stang is a Shareholder of Ensol Systems Pty Ltd		
Teknik Lighting Solutions Pty Ltd		
The Company and its controlled entities incur expenses for marketing and other operational services to Teknik Lighting Solutions Pty Ltd. and invoiced them for administrative charges	1,196	199
The Company and its controlled entities transacted with Teknik Lighting Solutions Pty Ltd. and invoiced them for administrative charges	376	-
Mr M Stang is a Shareholder of Teknik Lighting Solutions Pty Ltd.		
Enviroguard Technologies Pty Ltd		
The Company and its controlled entities purchased products from Enviroguard Technologies	110,971	-
Mr M Stang is a Director of Enviroguard Technologies		
Vectus Biosystems Limited		
The Company and its controlled entities incur expenses for accounting services provided by Vectus Biosystems Limited	-	11,832
Mr M Stang is a Director and Shareholder of Vectus Biosystems Limited		
Gryphon Capital Pty Ltd		
The company and its controlled entities provided marketing services and sold products to Gryphon Capital Pty Ltd	-	9,479
Mr M Stang is Director and Shareholder of Gryphon Capital Pty Ltd		

Aeris Environmental Ltd
Notes to the financial statements
30 June 2024

Note 31. Related party transactions (continued)

	2024 \$	2023 \$
Stangcorp Pty Ltd		
The company and its controlled entities sold products to Stangcorp Pty Ltd	-	363

Loans to/from related parties

There were loans from related parties in the current period. Please refer to note 17.

	2024 \$	2023 \$
Loan balance outstanding at the end of the period		
Maurie Stang	168,626	-
Mr M Stang is Non-Executive Chairman of Aeris Environmental Ltd		

Outstanding balances payable from purchase of services

Regional Health Care Group Pty Ltd - for purchase of services	-	1,613
Regional Health Care Group Pty Ltd - for refund owing from credits due to sales returns	100,465	100,465
Regional Corporate Services Pty Ltd	45,237	23,148
Novapharm Research (Australia) Pty Ltd	63,693	28,050
Ramlist Pty Ltd	-	1,347
Ensol Systems Pty Ltd	-	-
Teknik Lighting Solutions Pty Ltd	-	127
Vectus Biosystems Limited	-	2,442
Enviroguard Technologies Pty Ltd	5,935	-

Outstanding balances receivable for sales and services provided

Regional Healthcare Group Pty Ltd	-	-
Novapharm Research (Australia) Pty Ltd	-	5,483
Ensol Systems Pty Ltd	-	-
Teknik Lighting Solutions Pty Ltd	-	-
Vectus Biosystems Limited	-	-
Gryphon Capital Pty Ltd	-	-
Stangcorp Pty Ltd	-	-
Enviroguard Technologies Pty Ltd	-	-

Aeris Environmental Ltd
Notes to the financial statements
30 June 2024

Note 32. Parent entity information

	Parent 2024 \$	Parent 2023 \$
Current assets	2,641,162	4,524,838
Total assets	3,778,847	5,730,275
Current liabilities	(2,862,051)	(2,622,336)
Total liabilities	(3,720,683)	(2,674,712)
Issued capital	62,520,726	62,520,725
Accumulated losses	(64,430,073)	(61,430,807)
Share-based payments reserve	1,967,511	1,965,645
	58,164	3,055,563
	Parent 2024 \$	Parent 2023 \$
Net profit (loss) after tax for the period	(2,999,266)	(3,562,663)
Total comprehensive loss for the period	(3,006,768)	(3,545,584)

Note 33. Interests in subsidiaries - particulars relating to controlled entities

The consolidated financial statements incorporate the assets, liabilities and results of the following subsidiaries in accordance with the accounting policy described in note 1:

Name of entity	Principal place of business/Country of incorporation	Ownership interest 2024 %
Aeris Pty Ltd	Australia	100.00%
AerisTech Pty Ltd*	Australia	100.00%
Aeris Hygiene Services Pty Ltd	Australia	100.00%
Aeris Environmental LLC	USA	100.00%
Aeris Cleantech Europe Ltd	Malta	100.00%
Aeris Environmental (UK) Ltd	UK	100.00%
Shanghai Aeris Environmental Technology Co. Ltd	China	100.00%

Aeris Biological Systems Pty Ltd did on the sixth day of May 2024 change its name to AerisTech Pty Ltd. The company is a propriety company and is limited by shares. AerisTech Pty Ltd is 100% owned by Aeris Environmental Ltd.

Note 34. Subsequent events

There have been no matters or circumstances, which have arisen since 30 June 2024 that have significantly affected or may significantly affect:

- (a) the operations, in financial years subsequent to 30 June 2024, of the consolidated entity; or
- (b) the results of those operations;
- (c) the state of affairs, in the financial years subsequent to 30 June 2024, of the consolidated entity.

Aeris Environmental Ltd
Notes to the financial statements
30 June 2024

Note 35. Reconciliation of loss after income tax to net cash used in operating activities

Reconciliation of cash

For the purposes of the statement of cash flows, cash includes cash on hand and in banks and investments in money market instruments, net of outstanding bank overdrafts. Cash at the end of the financial year as shown in the statement of cash flows is reconciled in the related items in the statement of financial position as follows:

	Consolidated	
	2024	2023
	\$	\$
Cash at bank and on hand	837,780	136,575
Deposits on call	152,011	2,463,421
	<u>989,791</u>	<u>2,599,996</u>
	Consolidated	
	2024	2023
	\$	\$
Loss after income tax benefit for the year	(2,972,950)	(3,653,743)
Adjustments for:		
Depreciation and amortisation	76,845	117,387
Impairment of current assets	351,489	426,517
Interest on lease liability	4,271	10,219
Share-based payments	1,866	4,784
Other adjustments	4,351	14,131
Net (gain)/loss on sale of non-current assets	35,560	-
Change in operating assets and liabilities:		
Decrease/(Increase) in trade receivables and other receivables*	(53,306)	293,199
Decrease/(Increase) in inventories**	(163,075)	74,868
Decrease/(Increase) in other operating assets	94,516	10,227
Increase/(Decrease) in trade and other payables***	588,257	91,306
Increase/(Decrease) in employee benefits	46,823	28,518
	<u>(1,985,353)</u>	<u>(2,582,587)</u>

*Bad debts to the amount of \$92,489 was written off during the year.

**Inventory to the amount of \$636,328 was written off during the year.

***Trade Payables balance of \$44,392 was written off during the year. Trade Payables balance of \$337,249 was converted into equal loans between a Director (Maurie Stang) and a substantial shareholder (Bernard Stang). Refer to note 17 for further information.

Note 36. Additional company information

Aeris Environmental Ltd is a public listed company, incorporated in Australia.

Principal registered office and principal place of business

Unit 5 Level 1, 26-34 Dunning Avenue
 Rosebery
 NSW 2018

Aeris Environmental Ltd
Consolidated Entity Disclosure Statement
30 June 2024

Name of entity	Type of entity	Trustee, partner or participant in JV	% of share capital	Place of incorporation	Australian resident or foreign resident ⁽ⁱ⁾	Foreign jurisdiction(s) of foreign residents
Aeris Environmental Ltd	Body corporate	-	n/a	Australia	Australian	Australia
Controlled entity of Aeris Environmental Ltd						
Aeris Pty Ltd	Body corporate	-	100%	Australia	Australian	Australia
AerisTech Pty Ltd	Body corporate	-	100%	Australia	Australian	Australia
Aeris Hygiene Services Pty Ltd	Body corporate	-	100%	Australia	Australian	Australia
Aeris Environmental LLC	Body corporate	-	100%	USA	Foreign	USA
Aeris Cleantech Europe Ltd	Body corporate	-	100%	Malta	Foreign	Malta
Aeris Environmental (UK) Ltd	Body corporate	-	100%	UK	Foreign	UK
Shanghai Aeris Environmental Technology Co. Ltd	Body corporate	-	100%	China	Foreign	China

(i) All entities have retained the same tax residency as their country of incorporation.

The ultimate controlling entity of the Group is Aeris Environmental Ltd. The Group's consolidated entity disclosure statement as at 30 June 2024 has been prepared in accordance with Section 295 (3A) of the Corporations Act and includes information for each entity that was part of the consolidated entity as at the end of the financial year in accordance with AASB 10 Consolidated Financial Statements.

Aeris Environmental Ltd
Directors' declaration
30 June 2024

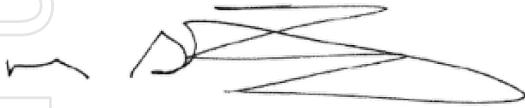
In the Directors' opinion:

- the attached financial statements and notes comply with the Corporations Act 2001, the Accounting Standards, the Corporations Regulations 2001 and other mandatory professional reporting requirements;
- the attached financial statements and notes comply with International Financial Reporting Standards as issued by the International Accounting Standards Board as described in note 1 to the financial statements;
- the attached financial statements and notes give a true and fair view of the consolidated entity's financial position as at 30 June 2024 and of its performance for the financial year ended on that date;
- the consolidated entity disclosure statement is true and correct; and
- there are reasonable grounds to believe that the company will be able to pay its debts as and when they become due and payable.

The Directors have been given the declarations required by section 295A of the Corporations Act 2001.

Signed in accordance with a resolution of directors made pursuant to section 295(5)(a) of the Corporations Act 2001.

On behalf of the Directors



Maurie Stang Sydney
Non-Executive Director and Chairman

30 August 2024

INDEPENDENT AUDITOR'S REPORT

To the Members of Aeris Environmental Ltd

Report on the Audit of the Financial Report

Opinion

We have audited the financial report of Aeris Environmental Ltd (the Company) and its subsidiaries (the Group), which comprises the consolidated statement of financial position as at 30 June 2024, the consolidated statement of profit or loss and other comprehensive income, the consolidated statement of changes in equity and the consolidated statement of cash flows for the year then ended, notes to the financial statements, including a summary of significant accounting policies, the consolidated entity disclosure statement and the directors' declaration.

In our opinion, the accompanying financial report of the Group is in accordance with the *Corporations Act 2001*, including:

- i. giving a true and fair view of the Group's financial position as at 30 June 2024 and of its financial performance for the year ended on that date; and
- ii. complying with Australian Accounting Standards and the *Corporations Regulations 2001*.

Basis for Opinion

We conducted our audit in accordance with Australian Auditing Standards. Our responsibilities under those standards are further described in the *Auditor's Responsibilities for the Audit of the Financial Report* section of our report. We are independent of the Group in accordance with the auditor independence requirements of the *Corporations Act 2001* and the ethical requirements of the Accounting Professional and Ethical Standards Board's APES 110 *Code of Ethics for Professional Accountants* (the Code) that are relevant to our audit of the financial report in Australia. We have also fulfilled our other ethical responsibilities in accordance with the Code.

We believe that the audit evidence we have obtained is sufficient and appropriate to provide a basis for our opinion.

Material Uncertainty Related to Going Concern

We draw attention to Note 1 of the financial report, which discloses that the Group's ability to continue as a going concern. The matters described in Note 1 of the Financial Report, indicate a material uncertainty that may cast doubt on the Group's ability to continue as a going concern and, therefore, whether it will realise its assets and discharge its liabilities in the normal course of business, and at the amounts stated in the financial report. Our opinion is not modified in respect of this matter.

Key Audit Matters

Key audit matters are those matters that, in our professional judgement, were of most significance in our audit of the financial report of the current year. These matters were addressed in the context of our audit of the financial report as a whole, and in forming our opinion thereon, and we do not provide a separate opinion on these matters.

We have determined the matters described below to be the key audit matters to be communicated in our report.

PROVISION FOR INVENTORY OBSOLESCENCE

Why a key audit matter	How our audit addressed the risk
<p>As disclosed in Note 10 of the financial report, the Group recorded an inventory balance of \$0.77 million as at 30 June 2024, net of a provision for obsolescence.</p> <p>An impairment expense of \$0.26 million for FY2024 is disclosed in Note 6 of the financial report.</p> <p>Inventory obsolescence has been identified as a major risk due to the fact that the Group holds significant amounts of inventory that is obsolete, as most of the inventory has use by dates and the sales for these line items are not sufficient to clear the number of stock items held by the use by date.</p>	<p>Our procedures included, amongst others:</p> <ul style="list-style-type: none"> ▶ We discussed with management the accounting policies for impairment of inventory, their procedures for estimating the provision for impairment and assessed the appropriateness of these policies in accordance with the requirements of Australian Accounting Standards. ▶ Performed substantive testing on management's assessment of stock obsolescence as at year ended, including the testing of ageing and the use by date. ▶ Estimated the inventory provision, compared this to management's calculation and discussed with management the differences including the required adjustment.

Other Information

The directors are responsible for the other information. The other information comprises the information included in the Group's annual report for the year ended 30 June 2024, but does not include the financial report and our auditor's report thereon.

Our opinion on the financial report does not cover the other information and accordingly we do not express any form of assurance conclusion thereon, with the exception of the Remuneration Report and our related assurance opinion.

For personal use only

In connection with our audit of the financial report, our responsibility is to read the other information and, in doing so, consider whether the other information is materially inconsistent with the financial report or our knowledge obtained in the audit or otherwise appears to be materially misstated.

If, based on the work we have performed, we conclude that there is a material misstatement of this other information, we are required to report that fact. We have nothing to report in this regard.

Responsibilities of the Directors for the Financial Report

The directors of the Company are responsible for the preparation of:

- a) the financial report that gives a true and fair view in accordance with Australian Accounting Standards and the Corporations Act 2001 (other than the consolidated entity disclosure statement); and
- b) the consolidated entity disclosure statement that is true and correct in accordance with the Corporations Act 2001, and

for such internal control as the directors determine is necessary to enable the preparation of:

- i) the financial report that gives a true and fair view and is free from material misstatement, whether due to fraud or error; and
- ii) the consolidated entity disclosure statement that is true and correct and is free of misstatement, whether due to fraud or error.

In preparing the financial report, the directors are responsible for assessing the ability of the Group to continue as a going concern, disclosing, as applicable, matters related to going concern and using the going concern basis of accounting unless the directors either intend to liquidate the Group or to cease operations, or have no realistic alternative but to do so.

Auditor's Responsibilities for the Audit of the Financial Report

Our objectives are to obtain reasonable assurance about whether the financial report as a whole is free from material misstatement, whether due to fraud or error, and to issue an auditor's report that includes our opinion. Reasonable assurance is a high level of assurance, but is not a guarantee that an audit conducted in accordance with the Australian Auditing Standards will always detect a material misstatement when it exists. Misstatements can arise from fraud or error and are considered material if, individually or in the aggregate, they could reasonably be expected to influence the economic decisions of users taken on the basis of this financial report.

As part of an audit in accordance with the Australian Auditing Standards, we exercise professional judgement and maintain professional skepticism throughout the audit. We also:

- Identify and assess the risks of material misstatement of the financial report, whether due to fraud or error, design and perform audit procedures responsive to those risks, and obtain audit evidence that is sufficient and appropriate to provide a basis for our opinion. The risk of not detecting a material misstatement resulting from fraud is higher than for one resulting from error, as fraud may involve collusion, forgery, intentional omissions, misrepresentations, or the override of internal control.

For personal use only

- Obtain an understanding of internal control relevant to the audit in order to design audit procedures that are appropriate in the circumstances, but not for the purpose of expressing an opinion on the effectiveness of the Group's internal control.
- Evaluate the appropriateness of accounting policies used and the reasonableness of accounting estimates and related disclosures made by the directors.
- Conclude on the appropriateness of the directors' use of the going concern basis of accounting and, based on the audit evidence obtained, whether a material uncertainty exists related to events or conditions that may cast significant doubt on the Group's ability to continue as a going concern. If we conclude that a material uncertainty exists, we are required to draw attention in our auditor's report to the related disclosures in the financial report or, if such disclosures are inadequate, to modify our opinion. Our conclusions are based on the audit evidence obtained up to the date of our auditor's report. However, future events or conditions may cause the Group to cease to continue as a going concern.
- Evaluate the overall presentation, structure and content of the financial report, including the disclosures, and whether the financial report represents the underlying transactions and events in a manner that achieves fair presentation.
- Obtain sufficient appropriate audit evidence regarding the financial information of the entities or business activities within the Group to express an opinion on the financial report. We are responsible for the direction, supervision and performance of the Group audit. We remain solely responsible for our audit opinion.

We communicate with the directors regarding, among other matters, the planned scope and timing of the audit and significant audit findings, including any significant deficiencies in internal control that we identify during our audit.

We also provide the directors with a statement that we have complied with relevant ethical requirements regarding independence, and to communicate with them all relationships and other matters that may reasonably be thought to bear on our independence, and where applicable, actions taken to eliminate threats or safeguards applied.

From the matters communicated with the directors, we determine those matters that were of most significance in the audit of the financial report of the current year and are therefore the key audit matters. We describe these matters in our auditor's report unless law or regulation precludes public disclosure about the matter or when, in extremely rare circumstances, we determine that a matter should not be communicated in our report because the adverse consequences of doing so would reasonably be expected to outweigh the public interest benefits of such communication.

Report on the Remuneration Report


Opinion on the Remuneration Report

We have audited the Remuneration Report included in pages 9 to 16 of the directors' report for the year ended 30 June 2024.

In our opinion, the Remuneration Report of Aeris Environmental Ltd for the year ended 30 June 2024, complies with section 300A of the *Corporations Act 2001*.

Responsibilities

The directors of the Company are responsible for the preparation and presentation of the Remuneration Report in accordance with section 300A of the *Corporations Act 2001*. Our responsibility is to express an opinion on the Remuneration Report, based on our audit conducted in accordance with Australian Auditing Standards.



Franco Giannuzzi
Partner
Sydney
30 August 2024



UHY Haines Norton
Chartered Accountants

For personal use only