

ASX:WA8

Sharecafe Hidden Gems Webinar

19 April 2024

Important notices

This presentation prepared by Warriedar Resources Limited (“Warriedar” or “the Company”), include forward looking statements. Often, but not always, forward looking statements can generally be identified by the use of forward-looking words such as “may”, “will”, “expect”, “intend”, “plan”, “estimate”, “anticipate”, “continue”, and “guidance”, or other similar words and may include, without limitation, statements regarding plans, strategies and objectives of management, anticipated production or construction commencement dates and expected costs or production outputs.

Forward looking statements inherently involve known and unknown risks, uncertainties and other factors that may cause the Company’s actual results, performance and achievements to differ materially from any future results, performance or achievements. Relevant factors may include, but are not limited to, changes in commodity prices, foreign exchange fluctuations and general economic conditions, increased costs and demand for production inputs, the speculative nature of exploration and project development, including the risks of obtaining necessary licenses and permits and diminishing quantities or grades of reserves, political and social risks, changes to the regulatory framework within which the Company operates or may in the future operate, environmental conditions including extreme weather conditions, recruitment and retention of personnel, industrial relations issues and litigation.

Forward looking statements are based on the Company and its management’s good faith assumptions relating to the financial, market, regulatory and other relevant environments that will exist and affect the Company’s business and operations in the future. The Company does not give any assurance that the assumptions on which forward looking statements are based will prove to be correct, or that the Company’s business or operations will not be affected in any material manner by these or other factors not foreseen or foreseeable by the Company or management or beyond the Company’s control.

Although the Company attempts and has attempted to identify factors that would cause actual actions, events or results to differ materially from those disclosed in forward looking statements, there may be other factors that could cause actual results, performance, achievements or events not to be as anticipated, estimated or intended, and many events are beyond the reasonable control of the Company. Accordingly, readers are cautioned not to place undue reliance on forward looking statements. Subject to any continuing obligations under applicable law or any relevant stock exchange listing rules, in providing this information the Company does not undertake any obligation to publicly update or revise any of the forward-looking statements or to advise of any change in events, conditions or circumstances on which any such statement is based.

This presentation is neither a prospectus nor an offer to subscribe for Shares.

Warriedar and its directors, employees and consultants make no representations or warranty as to the accuracy, reliability or completeness of this presentation, and have no liability, including liability to any person by reason of negligence of, or contained in or derived from, or for any omissions from this document, except liability under statute that cannot be excluded.

Building a premium gold company in the Murchison

2 Moz gold and growing



WA
Golden Range
Fields Find

Golden Range & Fields Find

19.2 Mt @ 1.5 g/t for **945 koz**



Big
Springs
NEVADA

Big Springs

15.5 Mt @ 2.0 g/t for **1.01 Moz**

Golden Range Mineral Resource

Classification	Tonnes (Kt)	Grade (g/t Au)	Contained gold (koz)
Measured	282	2.2	20
Indicated	8,887	1.5	441
Inferred	10,080	1.5	484
Total	19,249	1.5	945

Big Springs Mineral Resource

Classification	Tonnes (Kt)	Grade (g/t Au)	Contained gold (koz)
Measured	860	4.7	129
Indicated	6,000	2.2	426
Inferred	8,630	1.7	459
Total	15,490	2.0	1,014

Building a premium gold company in the Murchison

Premium Tenure in a Thriving Mineral Province



Tier-1, low risk jurisdiction approx. 350km NNE of Perth



Strategically positioned between several large operating mines and advanced exploration projects



Highly active mining and exploration province



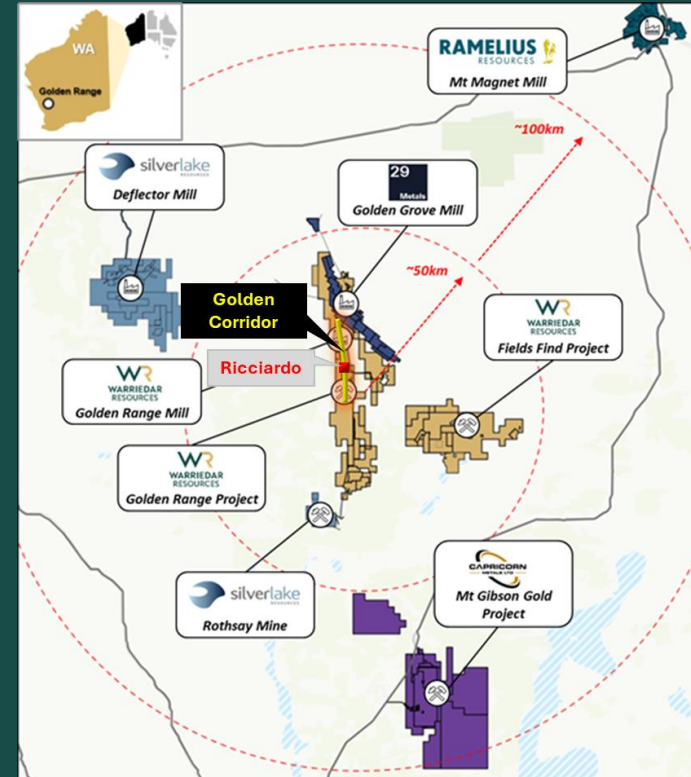
Belt-scale opportunity, tenements cover approx. 813km² and 70km of strike along main regional mineralised shear



Existing infrastructure (open pit production until mid-2019) + proximity to Au & Cu processing plants



Depth extensive deposit analogues in the belt (Mt Magnet mining Au at 1,400m)



2024: Executing a 3-Pronged Strategy for Resource Growth

1 Resource Growth at Ricciardo

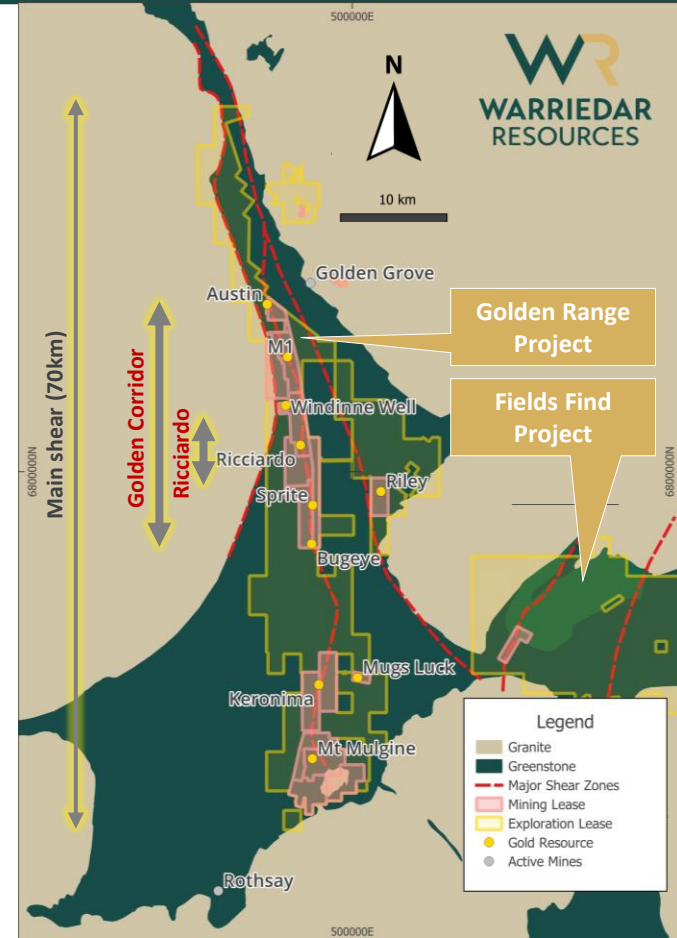
- Drilling to expand the Ricciardo deposit (currently 476koz), focused on high-grade mineable ounces

2 Satellite Deposit Growth Along the 'Golden Corridor'

- Drilling to expand satellite deposits along the ~25km 'Golden Corridor' (haul road connected, all on ML's, currently 736koz), e.g. Windinne Well & M1

3 Discovery of High-Grade Greenfield Ounces

- Drill testing of greenfield targets / deposits along the main shear (70km strike, underexplored with shallow irregular drilling)



Resource Growth at Ricciardo

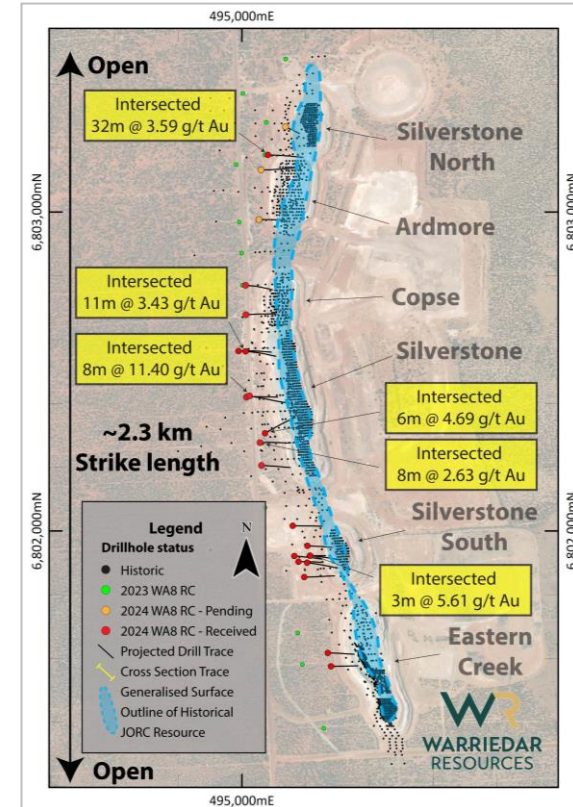
1

2

3



- RC Drill Program 1 completed in February (21 holes for 3,500m)
- Assay results received in 2024 → all holes intersected significant gold mineralisation including:
 - **32m @ 3.59 g/t Au** from 148m, incl. 1m @ 10.85 g/t Au from 151m³
 - **8m @ 11.40 g/t Au** from 166m, incl. 3m @ 22.38 g/t Au from 167m⁴
 - **3m @ 5.61 g/t Au** from 114m, incl. 1m @ 11.20 g/t Au from 114m³
 - **11m @ 3.43 g/t Au** from 149m³
 - **6m @ 4.69 g/t Au** from 142m¹
 - **8m @ 2.63 g/t Au** from 160m⁴
 - **9m @ 1.97 g/t Au** from 201m¹
 - **20m @ 1.03 g/t Au** from 177m¹
- Results demonstrate the excellent potential for further Resource growth along the 'Golden Corridor', below and between historic pits



¹ASX release 1 February 2024
²ASX release 28 February 2024
³ASX release 18 March 2024
⁴ASX release 17 April 2024

Resource Growth at Ricciardo

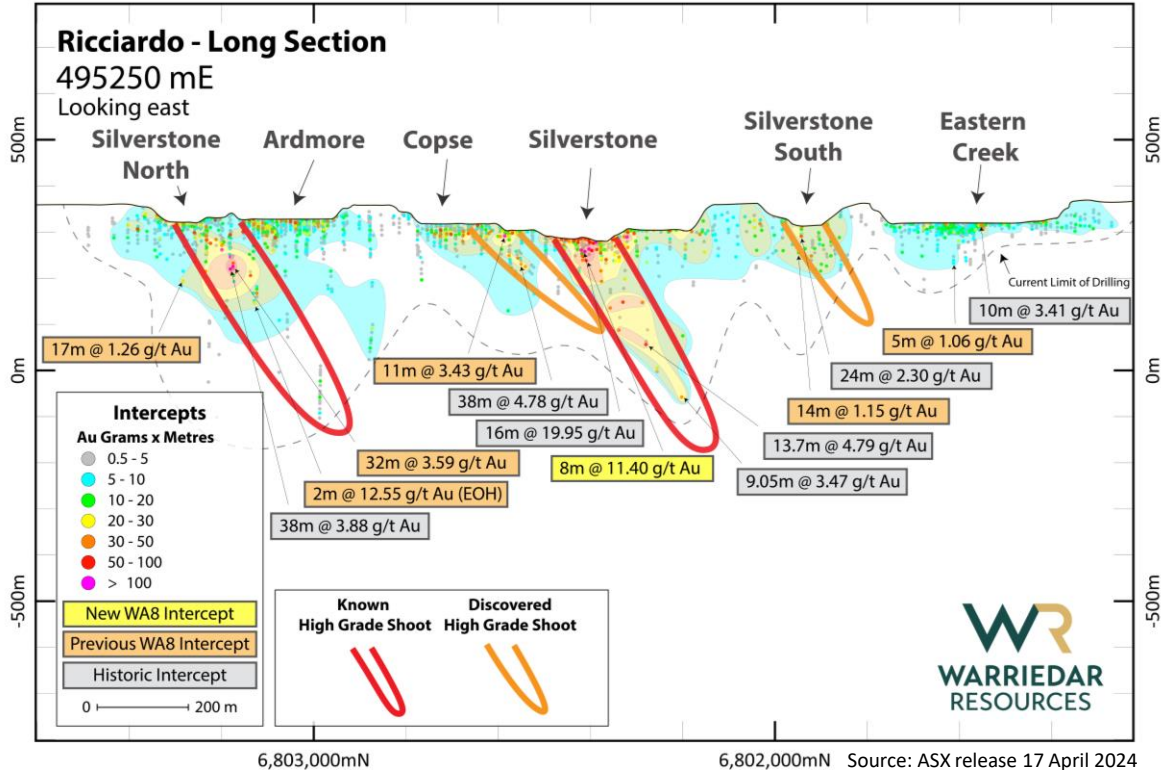


RC drilling to date has:

- Extended the deposit beyond the existing MRE boundaries
- Improved the continuity & extent of known high-grade shoots
- Defined new high-grade shoots

Results from 3 holes pending (Ardmore pit)

Further drilling in May

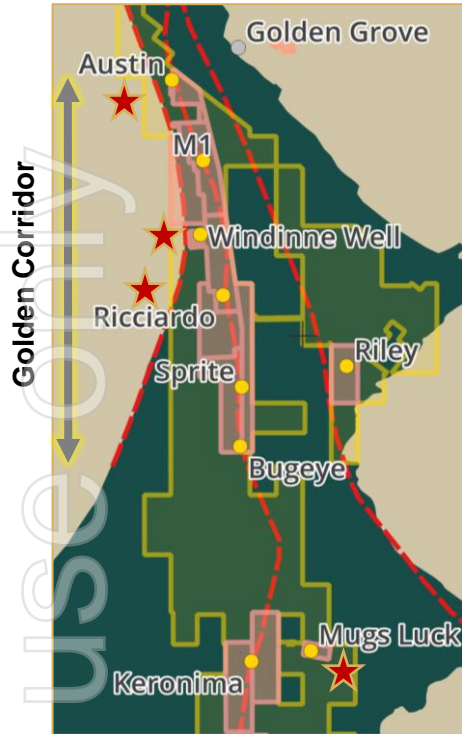


Satellite Deposit Growth Along the Golden Corridor

1

2

3



- The 'Golden Corridor' is a 25km long trend of gold deposits - all located on contiguous Mining Leases.
- There are currently 6 discrete Mineral Resources totalling 736koz Au, and 18 historic open pits, all along a main shear (or parallel splay).
- Shallow historical drilling (average depth of 42m across the Projects) focused on oxide resources in proximity to the mill.
- Substantial exploration upside below and along strike of the existing shallow open pits and Resources.
- 2023 drilling extended mineralisation at 5 Resources (from 5 drilled, ie 100%) and provided the data needed to focus on the 'Golden Corridor' with confidence.

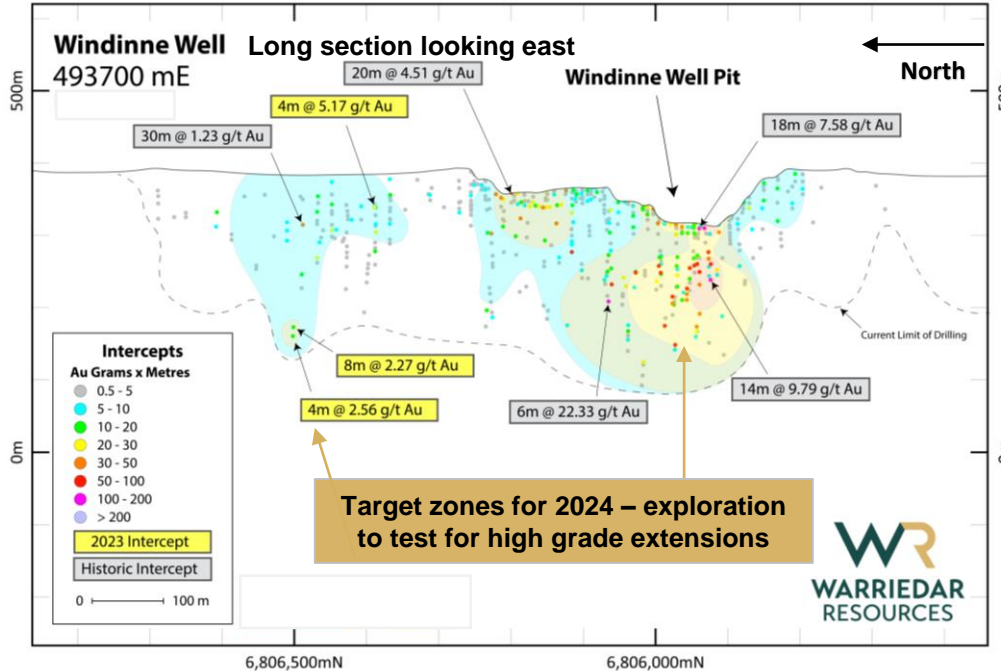


Drilled & extended by WA8 in 2023

Satellite Deposit Growth Along the Golden Corridor

Windinne Well: high-grade shoot extended a further 150m down dip in 2023

- High grade shoot extended down dip and remains open – follow up target
- Located on permitted Mining Lease
- Drilling planned to follow up on depth extensions

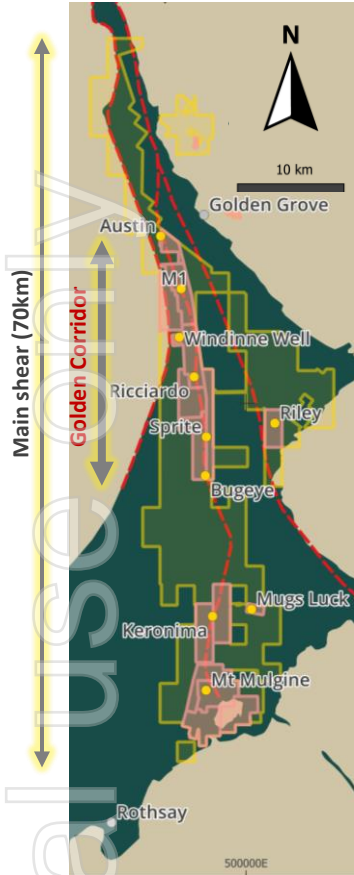


Discovery of High-Grade Ounces Along The Shear

1

2

3



- Commanding land position with continuous tenure along 70km of the main mineralised shear
- Large swaths of the shear are underexplored
- Development of a robust structural framework and optimal (low cost and effective) exploration program ongoing
- Excellent potential for discovery of additional gold Resources along the main shear (or on parallel splays)



Golden Range 2024 Drilling Pipeline

Focus area	H1 CY2024		H2 CY2024	
	←----- 15,500m drilling planned -----→			
Resource extension, 'Golden Corridor'	RC Drill Program 1	RC Drill Program 2	RC Drill Program 3	RC Drill Program 4
	Ricciardo (21 holes for 3,500m) Complete	Ricciardo & M1 (4,000m) Commencing in May	Windinne Well, Austin, Bugeye, Sprite (3,000m)	Locations based on results from previous programs (2,000m)
		Diamond Drill Program		
		Ricciardo, M1, Windinne Well, Austin (2,000m)		
Brownfields and greenfields (on shear)		Structural Framework & Targeting (u/cover)	RC Drill Program 3	TBC
			Keronima and selected targets (1,000m)	



The Fields Find Project, Murchison Province, WA

Gold and base metal opportunities

Tenure

- Approx 340km² of prospective, contiguous tenure (11 EL's & 2 ML's)

Historical Production (all pre-1960, pre JORC)

- **Reid's Ridge (RR) Gold Mine:** produced 2,604t of ore @ 19.8 g/t Au
- **Warriedar Copper Mine (WCM):** produced 569t of ore @ 10.26% Cu
- **Fields Find (FF) Gold mine:** produced 37koz @ 19.6 g/t Au

Previous Explorers¹

- **Reid's Ridge (RR):** 1m @ 53.5 g/t Au from 30m
- **Reid's Ridge South (Falcon):** 2m @ 4.4% Ni from 122m; 1m @ 1.3% Cu & 6.3 g/t Au from 98m
- **Sandpiper:** 4m @ 37 g/t Au from 104m
- **Rothschild:** 12m @ 7 g/t Au from 77m

WA8 2023 Results²

- **Eastern side:** extension of the Rothschild Gold deposit (18m @ 2.4 g/t Au from 191m)
- **Western side:** better definition of the 7km long porphyry hosted Au (Cu) systems (Sandpiper to WCM)
- **Fields Find Intrusive Complex (FFIC):** pipeline of base metal targets to ground follow-up and test (Airborne EM survey complete)



¹ See ASX:WA8 release 21 28 Nov 2022

² See ASX:WA8 releases: 12 July 2023, 13 Oct 2023, 13 Dec 2023

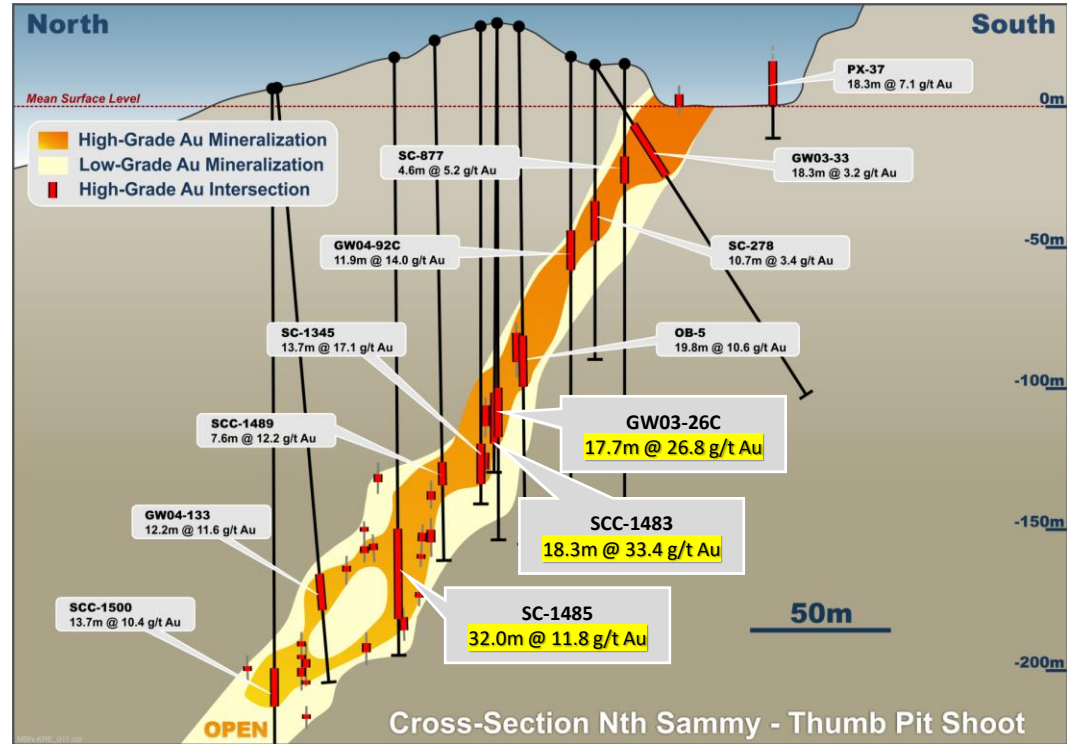
Big Springs Gold Project – Nevada, USA

High grade Carlin-style gold deposit on a permitted mining lease in Nevada

Highlights

- North-east Nevada is a Tier-1 gold producing region
- Big Springs is a +1Moz Au Resource on a permitted mining lease (ML)
 - 2022 JORC MRE: **15.5 Mt @ 2.0 g/t for 1.01 Moz**
- Adjacent to 10 Moz mine complex and 75km from the Carlin trend
- Resource growth drill program ready (high-grade shoot extensions)
- JV partner search underway
- Permitting underway for drilling near-mine & brownfields targets (*Carlin clusters*) around the ML, first place in USFS queue
- 117km² of prime prospective Carlin-style gold tenure with very limited previous drilling

High grade shoots open at depth, drill-ready on ML

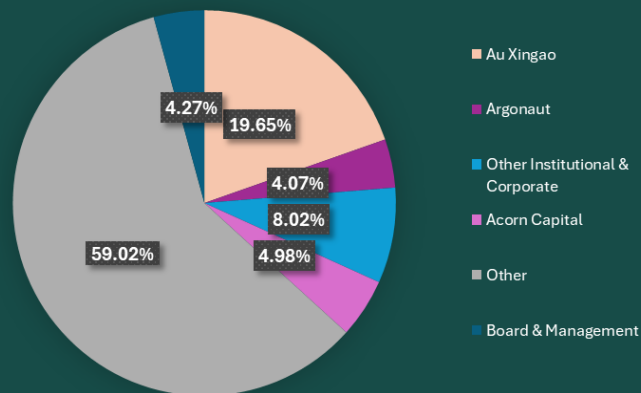


Corporate Snapshot

Clean structure, tightly held register

Capital structure

ASX ticker	WA8
ASX share price (18 April 2024)	A\$0.047
Shares on issue	652 M
Market capitalisation	A\$31 M
Options and performance rights	20.8 M
Cash (31 March 2024)	A\$4.8 M



BOARD OF DIRECTORS

**Mark
Connelly**

Non-
Executive
Chairman



**FINANCE &
OPERATIONS**

**Amanda
Buckingham**

Managing
Director &
CEO



GEOPHYSICIST

**Dianmin
Chen**

Non-
Executive
Director



**MINING
ENGINEER &
OPERATIONS**

2024 – Drilling for High Grade Success in the Murchison

Clear line of sight on substantial resource growth and exploration success

Targeting substantial Mineral Resource increases, drilling along strike and at depth, deposits located on granted MLs

Rigorous review of geology and target generation through the exploration pipeline

An outstanding portfolio, the team to deliver and the time to do it

WR

WARRIEDAR RESOURCES



CONTACT

Registered office:

Level 8, 216 St Georges Terrace
Perth WA 6000

Principal place of business:

Suite 3, 41-47 Colin Street
West Perth WA 6005

Postal address:

PO Box 920
Scarborough WA Australia 6019

Phone: +61 8 9481 0389

Email: info@warriedarresources.com.au

Visit the Warriedar Investor Hub here:

<https://investorhub.warriedarresources.com.au/welcome>

www.warriedarresources.com.au

Appendix: Golden Range Mineral Resource Estimate

Golden Range Mineral Resource Estimate (JORC 2012) (December 2019)

Deposit	Measured			Indicated			Inferred			TOTAL		
	kt	g/t Au	koz	kt	g/t Au	koz	kt	g/t Au	koz	kt	g/t Au	koz
Austin	-	-	-	222	1.3	9	212	1.5	10	434	1.4	19
Baron Rothschild	-	-	-	-	-	-	693	1.4	31	693	1.4	31
M1	55	1.7	3	131	2.5	10	107	4.0	14	294	2.9	27
Riley	-	-	-	32	3.1	3	81	2.4	6	113	2.6	9
Windinne Well	16	1.9	1	636	3.5	71	322	1.9	20	975	2.9	92
Bugeye	14	1.5	0.7	658	1.2	24	646	1.1	23	1,319	1.1	48
Monaco – Sprite	52	1.4	2.3	1,481	1.2	58	419	1.1	14	1,954	1.2	74
Mt Mulgine	15	2.1	1	1,421	1.1	48	2,600	1.0	80	4,036	1.0	130
Mugs Luck – Keronima	68	2.3	5	295	1.6	15	350	1.6	19	713	1.7	39
Silverstone (Ricciardo)	62	3.0	6	4,008	1.6	203	4,650	1.8	267	8,720	1.7	476
Sub-Totals	282	2.2	19.7	8,887	1.5	441	10,080	1.5	484	19,249	1.5	945

Competent Person Statements

The information in this report that relates to Exploration Result is based on information compiled by Dr. Amanda Buckingham and Dr. Peng Sha. Buckingham and Sha are both employees of Warriedar and members of the Australasian Institute of Mining and Metallurgy and have sufficient experience of relevance to the styles of mineralisation and types of deposits under consideration, and to the activities undertaken to qualify as Competent Persons as defined in the 2012 Edition of the Joint Ore Reserves Committee (JORC) Australasian Code for Reporting of Exploration Results, Mineral Resources and Ore Reserves. Dr. Buckingham and Dr. Sha consent to the inclusion in this report of the matters based on his information in the form and context in which they appear.

The information in this report that relates to estimation, depletion and reporting of the Golden Dragon and Fields Find Mineral Resources for is based on and fairly represents information and supporting documentation compiled by Dr Bielin Shi who is a Fellow (CP) of The Australasian Institute of Mining and Metallurgy and a full-time employee of Minjar Gold Proprietary Limited. Dr Bielin Shi has sufficient experience relevant to the style of mineralisation and type of deposits under consideration and to the activity which he is undertaking to qualify as a Competent Person as defined in the 2012 Edition of the Australasian Code for Reporting of Exploration Results, Mineral Resources and Ore Reserves. Dr. Shi consents to the inclusion in the report of the matters based on the information in the form and context in which it appears.

For further Mineral Resource estimate details, refer to ASX releases dated 15 and 28 November 2022. Warriedar confirms that it is not aware of any new information or data that materially affects the information included in those releases. All material assumptions and technical parameters underpinning the estimates in those ASX releases continues to apply and has not materially changed.

Appendix: Big Springs Mineral Resource Estimate

Big Springs Mineral Resource Estimate (JORC 2012) (November 2022)

Deposit	Measured			Indicated			Inferred			TOTAL		
	kt	g/t Au	koz	kt	g/t Au	koz	kt	g/t Au	koz	kt	g/t Au	koz
North Sammy	345	6.6	73.4	698	3.1	70.6	508	2.4	39.1	1,552	3.7	183.1
North Sammy Contact	-	-	-	439	2.2	30.9	977	1.4	45	1,416	1.7	75.8
South Sammy	513	3.4	55.5	4,112	2.0	260.7	1,376	1.5	64.9	6,001	2.0	381.2
Beadles Creek	-	-	-	753	2.6	63.9	2,694	1.9	164.5	3,448	2.1	228.4
Mac Ridge	-	-	-	-	-	-	1,887	1.3	81.1	1,887	1.3	81.1
Dorsey Creek	-	-	-	-	-	-	325	1.8	18.3	325	1.8	18.3
Briens Fault	-	-	-	-	-	-	864	1.7	46.2	864	1.7	46.2
Sub-Totals	858	4.7	128.9	6,002	2.2	426.1	8,631	1.7	459.1	15,491	2.0	1,014.1

Competent Person Statements

The information in this report that relates to Exploration Result is based on information compiled by Dr. Amanda Buckingham. Buckingham is an employee of Warriedar and a member of the Australasian Institute of Mining and Metallurgy and has sufficient experience of relevance to the styles of mineralisation and types of deposits under consideration, and to the activities undertaken to qualify as Competent Persons as defined in the 2012 Edition of the Joint Ore Reserves Committee (JORC) Australasian Code for Reporting of Exploration Results, Mineral Resources and Ore Reserves. Dr. Buckingham consents to the inclusion in this report of the matters based on her information in the form and context in which they appear.

The information in the release that relates to the Estimation and Reporting of the Big Springs Mineral Resources has been compiled and reviewed by Ms Elizabeth Haren of Haren Consulting Pty Ltd who is an independent consultant to Anova Metals Ltd and is a current Member and Chartered Professional of the Australasian Institute of Mining and Metallurgy and Member of the Australian Institute of Geoscientists. Ms Haren has sufficient experience, which is relevant to the style of mineralisation and types of deposits under consideration and to the activities undertaken, to qualify as a Competent Person as defined in the 2012 Edition of the "Australasian Code of Reporting of Exploration Results, Mineral Resources and Ore Reserves (The JORC Code).

For further Mineral Resource estimate details, refer to ASX releases dated 15 and 28 November 2022. Warriedar confirms that it is not aware of any new information or data that materially affects the information included in those releases. All material assumptions and technical parameters underpinning the estimates in those ASX releases continues to apply and has not materially changed.