


STRICKLAND
METALS LIMITED

Transformational Acquisition of the Rogozna Gold and Base Metals Project

World-Class Exploration Potential

April 2024




Rogozna - A Rare Opportunity

A Rare Combination of Scale, Upside, Location, Team and Value

- **Scale** 5.4Moz Au Eq JORC 2012 Inferred Resource (2.96Moz Au, 214kt Copper and 364kt Zinc)¹
- **Exploration Upside** Significant drill-defined mineralisation outside of current resources plus extensive untested target pipeline
- **Location** Established mining district in Serbia with an operation and infrastructure within ~4km
- **Team** Board and Management with a proven track record in discovery and delivery of major projects, supported by an in-country team of 22 professionals
- **Substantial Investment** Over A\$60m invested to date in exploration and technical work at Rogozna
- **Near-term Catalysts** 60,000m drill program to drive substantial resource growth and discoveries

¹. Refer to Appendix 1 for further details.



Board Changes

New appointments to be made at completion of the acquisition



Paul L'Herpinier
Managing Director

Exploration management and project generation specialist with over 20 years' experience across more than 20 countries. Former Head of Exploration at Fortescue.

A founding partner at Ibaera Capital, a resource-focused PE firm with \$US150m assets under management. Has been involved with Rogozna since 2019.




Dr Jon Hronsky, OAM
Non-Exec. Director

One of Australia's leading geoscientists, with 40 years' experience in gold, copper and nickel exploration.

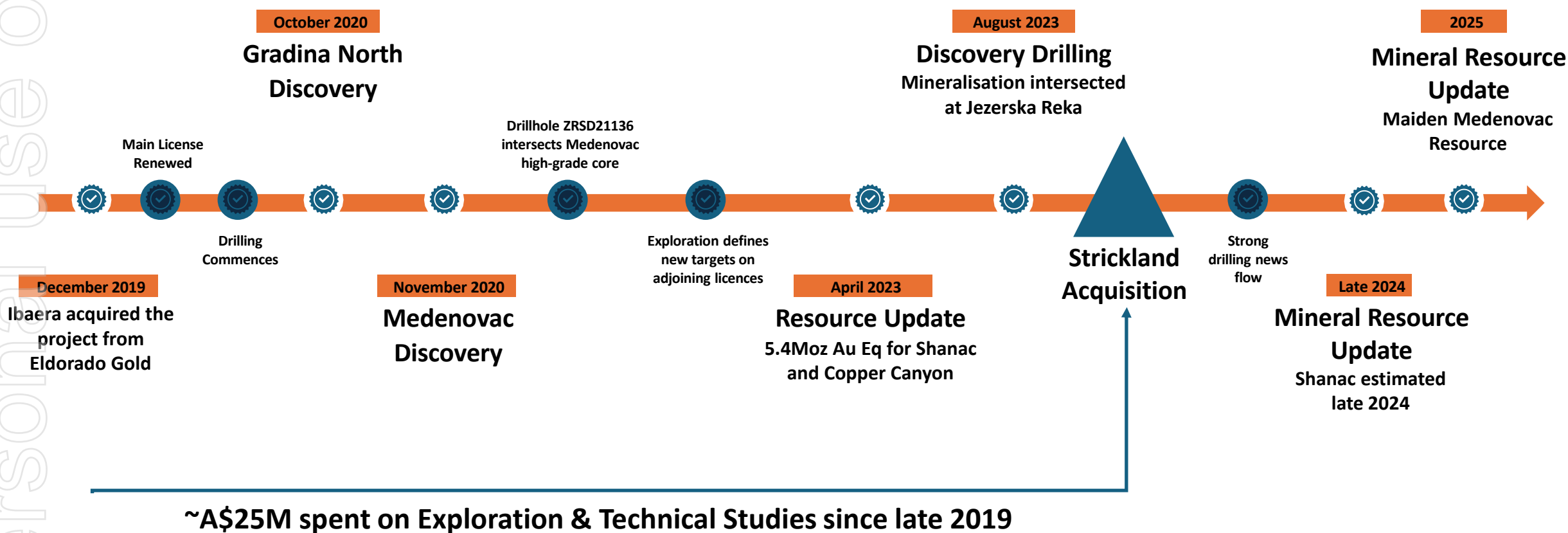
Former global manager of strategy and generative sciences at BHP Billiton.


Specialist adviser to the executive teams of some of the world's largest mining companies. Has been involved with Rogozna since 2019.



Rogozna Delivers Discoveries

Since December 2019, the current Project Team has delivered three new discoveries and defined +5Moz Au Eq






Serbia – A Proven and Favourable Mining Jurisdiction

Tier One Mining Jurisdiction

- Established mining industry
- Europe's 2nd largest copper producer
- Modern mining code
- Highly prospective geology - multiple Giant deposits
- Major miners' active in-country: BHP, Rio Tinto, Vale, Zijin, Kinross and Dundee
- Favourable fiscal regime – 15% Corporate Tax
- Highly skilled workforce
- Good quality infrastructure



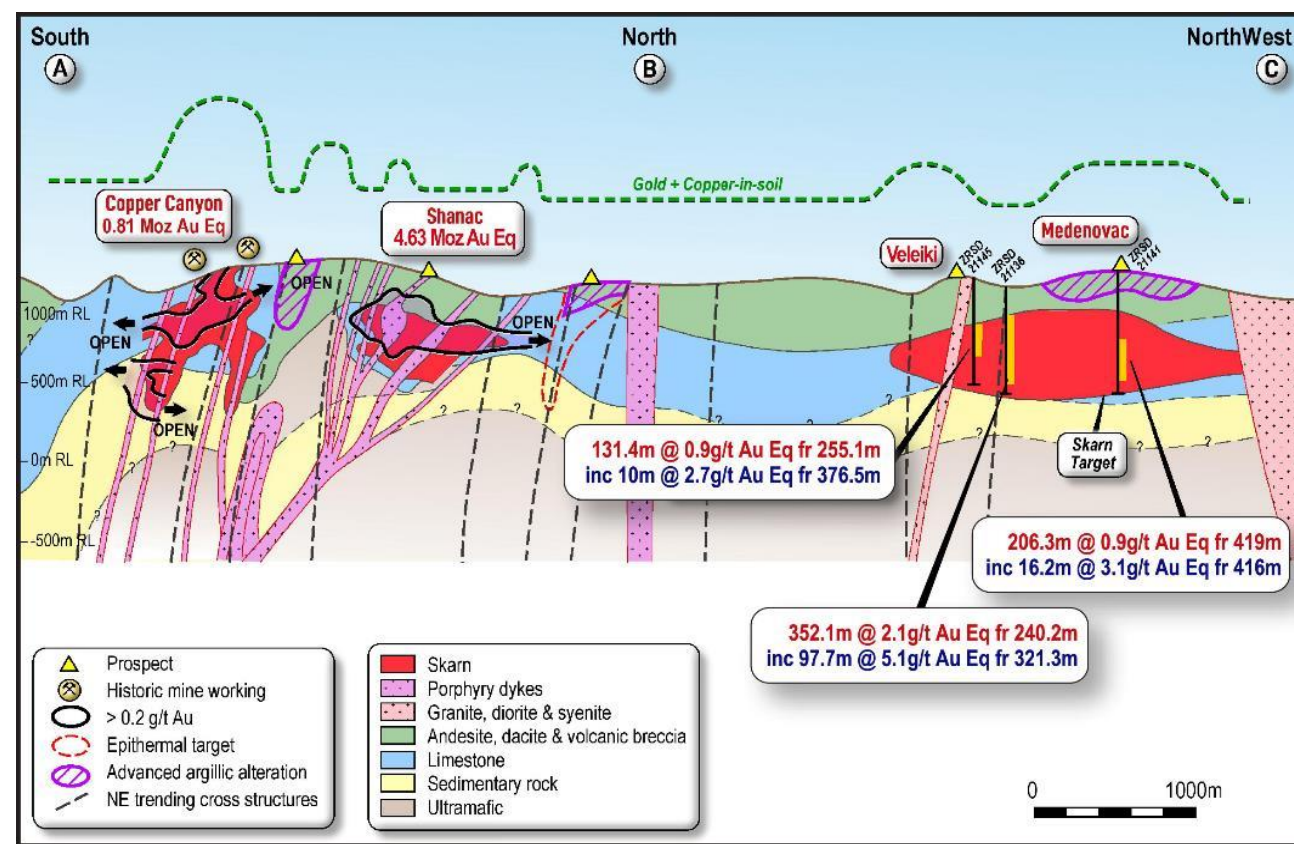
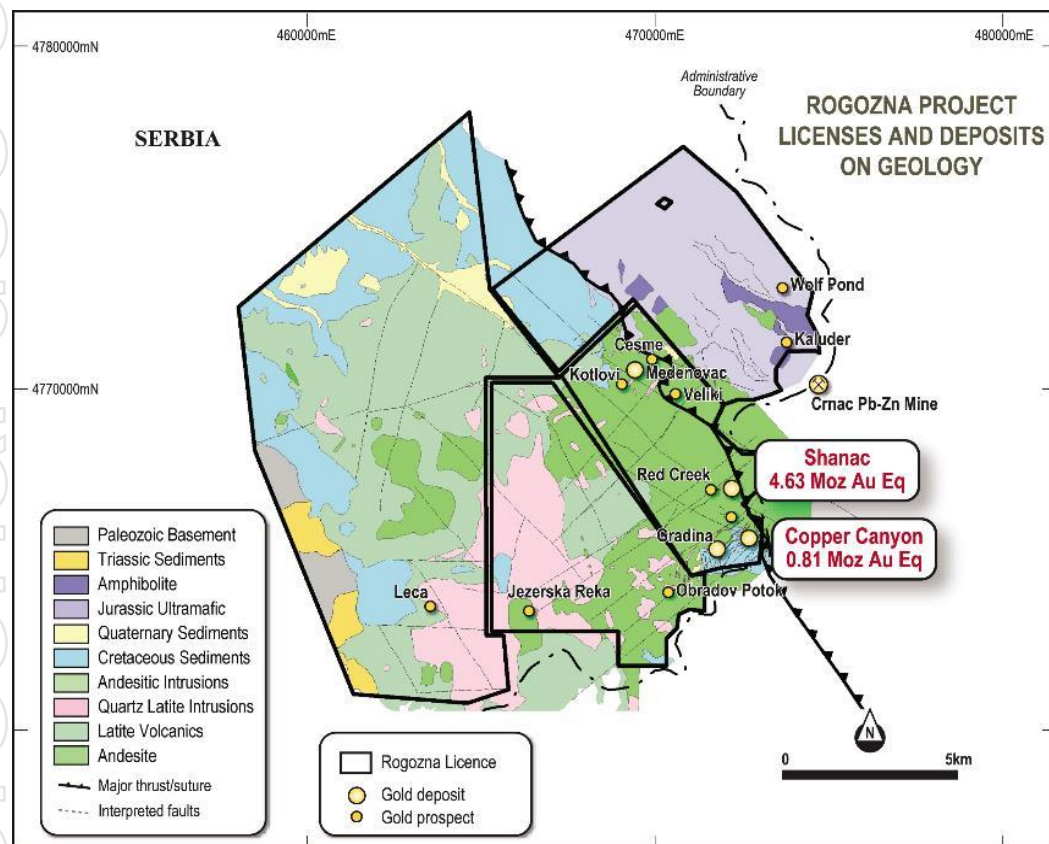



A Massive Mineral System

Rogozna is located in the heart of one of Europe's largest base metal mining centres

- Trepca Mineral District historical production of >30Mt @ >8% Zn + Pb

Multiple large skarn-hosted Gold-Copper (+/- Zinc, Lead & Silver) deposits





World-Class Drill Intercepts

Medenovac

- **352m @ 2.1g/t Au Eq** from 240m (ZRSD21136), incl.
 - **97.7m @ 5.1g/t Au Eq** from 321m

Shanac

- **409m @ 1.4g/t Au Eq** from 193m (ZRSD20120), incl.
 - **37m @ 3.7g/t Au Eq** from 449m, and
 - **22m @ 6.0g/t Au Eq** from 581m
- **152m @ 2.3g/t Au Eq** from 347m (ZRSD20132), incl.
 - **32m @ 5.3g/t Au Eq** from 421m (ZRSD20132)

Gradina

- **228m @ 1.4g/t Au Eq** from 488m (ZRSD21143), incl.
 - **15m @ 3.9g/t Au Eq** from 632m and
 - **22m @ 4.1g/t Au Eq** from 691m
- **113m @ 2.3g/t Au Eq** from 435m (EOKSC1361b), incl.
 - **27m @ 3.4g/t Au Eq** from 473m, and
 - **38m @ 3.2g/t Au Eq** from 506m, and
 - **50m @ 4.9g/t Au Eq** from 592m

Copper Canyon


- **165.8m @ 1.7g/t Au Eq** from 18m (PDMC0611), incl.
 - **28m @ 4.25g/t Au Eq** from 110m



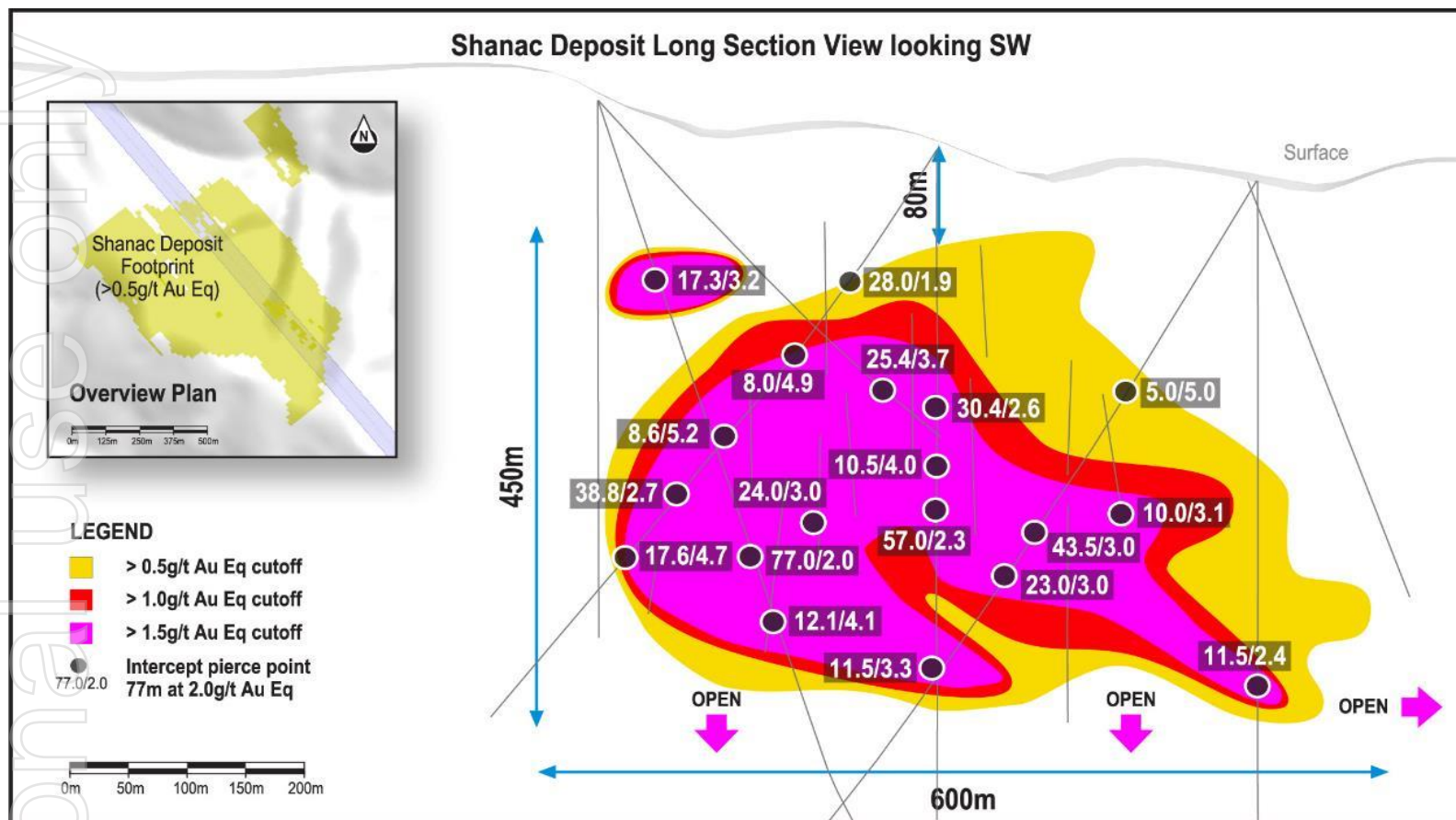
Note: Gold Equivalent calculations are based on the following metal prices; \$1750 Gold, \$10,000 Copper, \$3,000 Zinc, \$2,200 Lead and \$23/oz Silver, resulting in the following formula;

$$\text{Au equivalent (g/t)} = \text{Au (g/t)} + 1.78 \times \text{Cu (\%)} + 0.013 \times \text{Ag (g/t)} + 0.533 \times \text{Zn (\%)} + 0.391 \times \text{Pb (\%)}$$

Metallurgical recoveries of 80% have been assumed for all metals based off the results of initial metallurgical testwork. The Company considers that all metals have reasonable prospects of being recovered and sold.



Shanac Deposit – Bulk Scale with Coherent High-Grade Zones



Bulk-scale resource model with no domaining of high-grade zones

Model constrained by sub-level cave stopes, 0.7g/t Au Eq cutoff, \$US2,000/oz

Up to 20,000 ounces per vertical metre


Higher-grade (>1.5g/t Au Eq cutoff) mineralisation zones account for ~30% of the total endowment

In the adjacent long-section, the average high-grade intersection is ~25m @ 3.3g/t Au Eq

Shanac Deposit - JORC 2012 Inferred Mineral Resource (April 2023)*

Tonnes (Mt)	Au Eq (g/t)	Au (g/t)	Cu (%)	Ag (g/t)	Pb (%)	Zn (%)	Au Eq (Moz)	Au (Moz)	Cu (kt)	Ag (Moz)	Pb (kt)	Zn (kt)
130	1.1	0.6	0.1	5.1	0.2	0.3	4.6	2.6	130	21.3	260	364

*Refer to Appendix 1 for further details.



Medenovac Prospect – Recent Discovery with Significant Scale

High-grade core - 97.7m @ 5.1g/t Au Eq from 321, within 352m @ 2.1g/t Au Eq from 240m

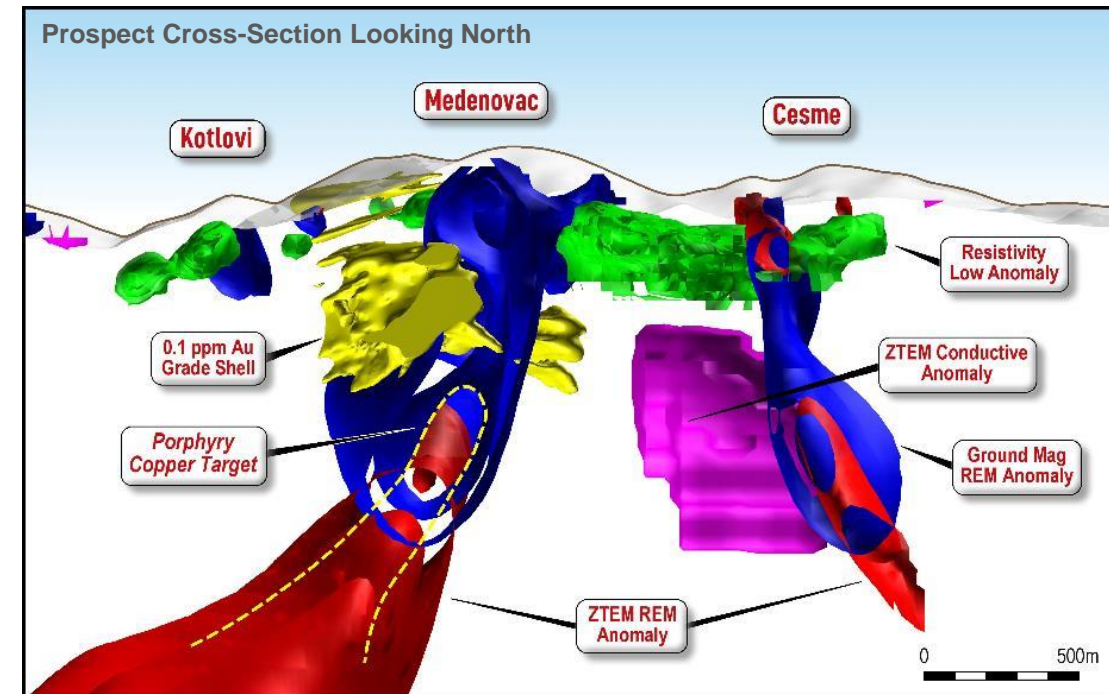
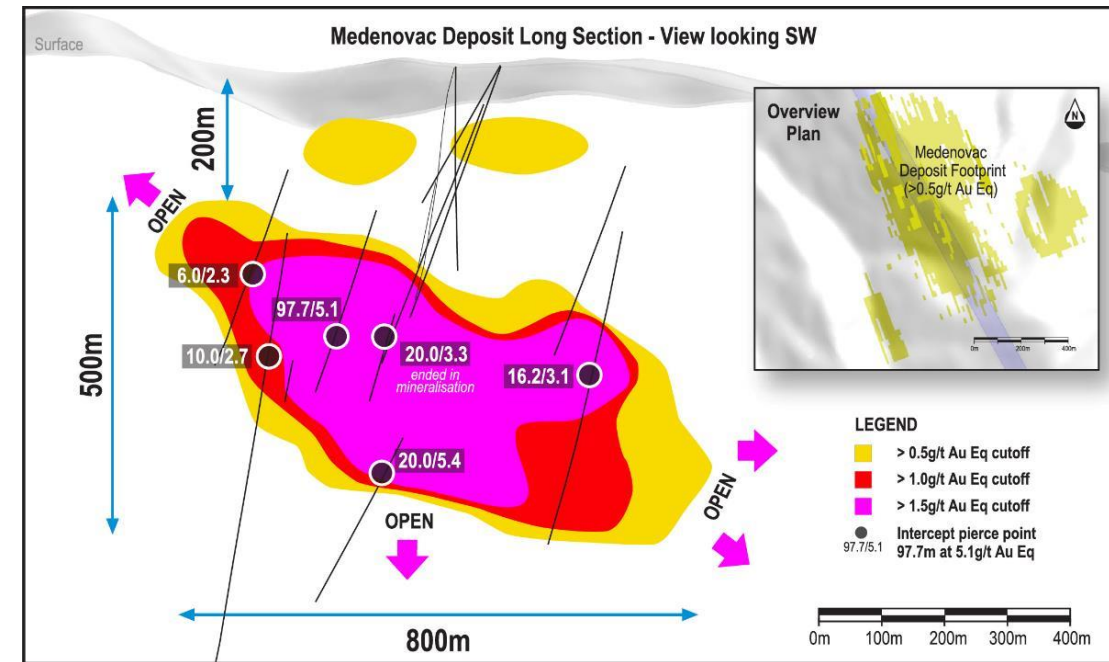
Mineralisation currently drill-defined along just 600m of prospective 2km strike length, open at depth and along strike


~2km x 2km geochemical footprint of the mineralised system

Porphyry Cu-Au potential identified at depth

Two parallel zones of mineralisation with limited drilling –

- **Cesme Prospect - 125m @ 2.1g/t Au Eq from 447m, including 36m @ 3g/t Au Eq from 507m (EOKSC1256) – no follow up**
- **Kotlovi Prospect – Resistivity anomaly + historical Lead workings**





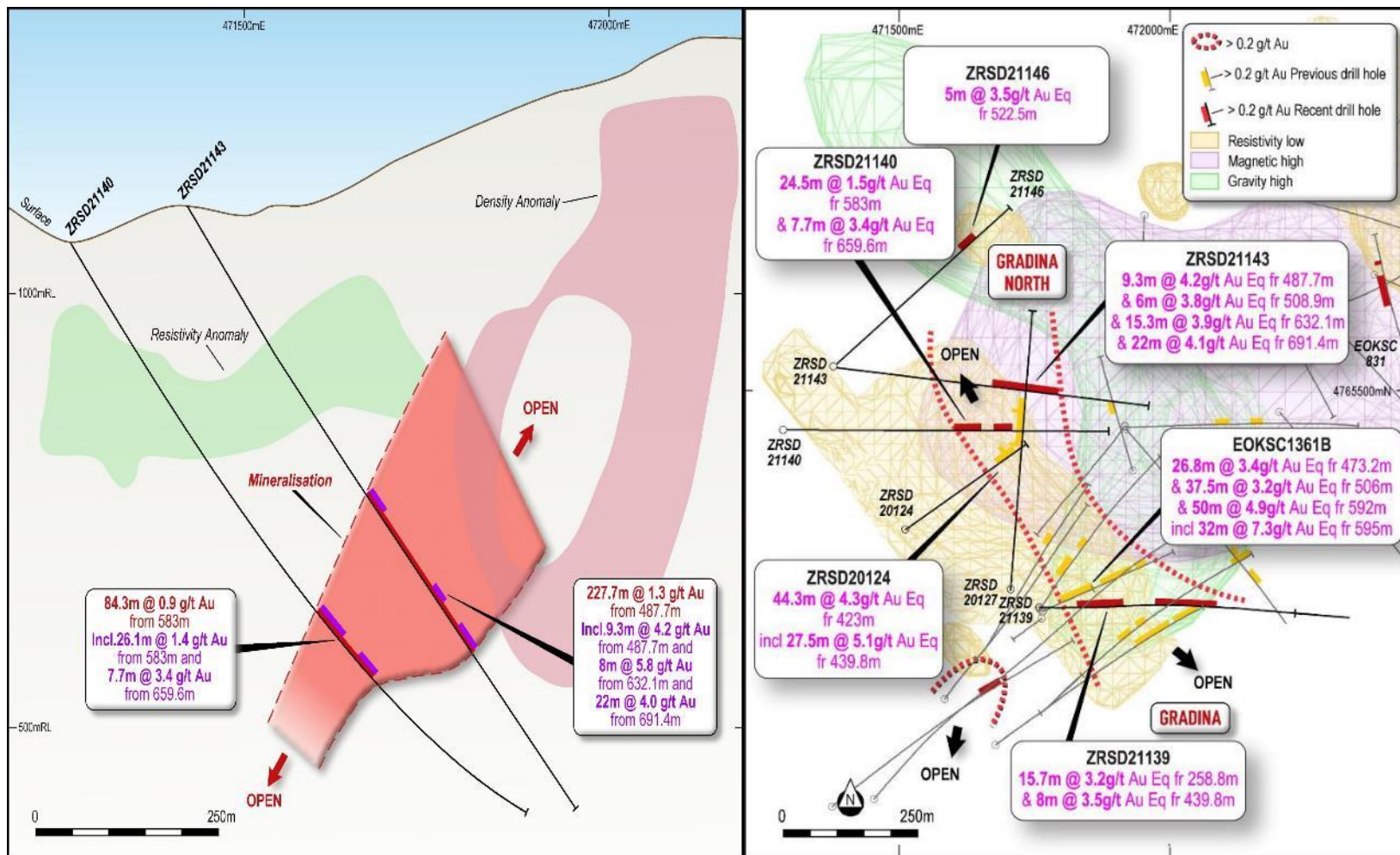
Gradina Prospect – Multiple High-Grade Gold Lodes Along 1km Strike


Multiple high-grade Gold lodes with
~1km of drill-defined strike

Significant high-grade drill intercepts
include;

- ZRSD21143
 - **15m @ 3.9g/t Au Eq** from 632m and
 - **22m @ 4.1g/t Au Eq** from 691m
- ZRSD20124
 - **10m @ 4.9g/t Au Eq** from 423m and
 - **27.5m @ 5.1g/t Au Eq** from 439.8m
- EOKSC1361b
 - **27m @ 3.4g/t Au Eq** from 473m, and
 - **38m @ 3.2g/t Au Eq** from 506m, and
 - **50m @ 4.9g/t Au Eq** from 592m

Mineralisation open in all directions,
including up-dip towards surface





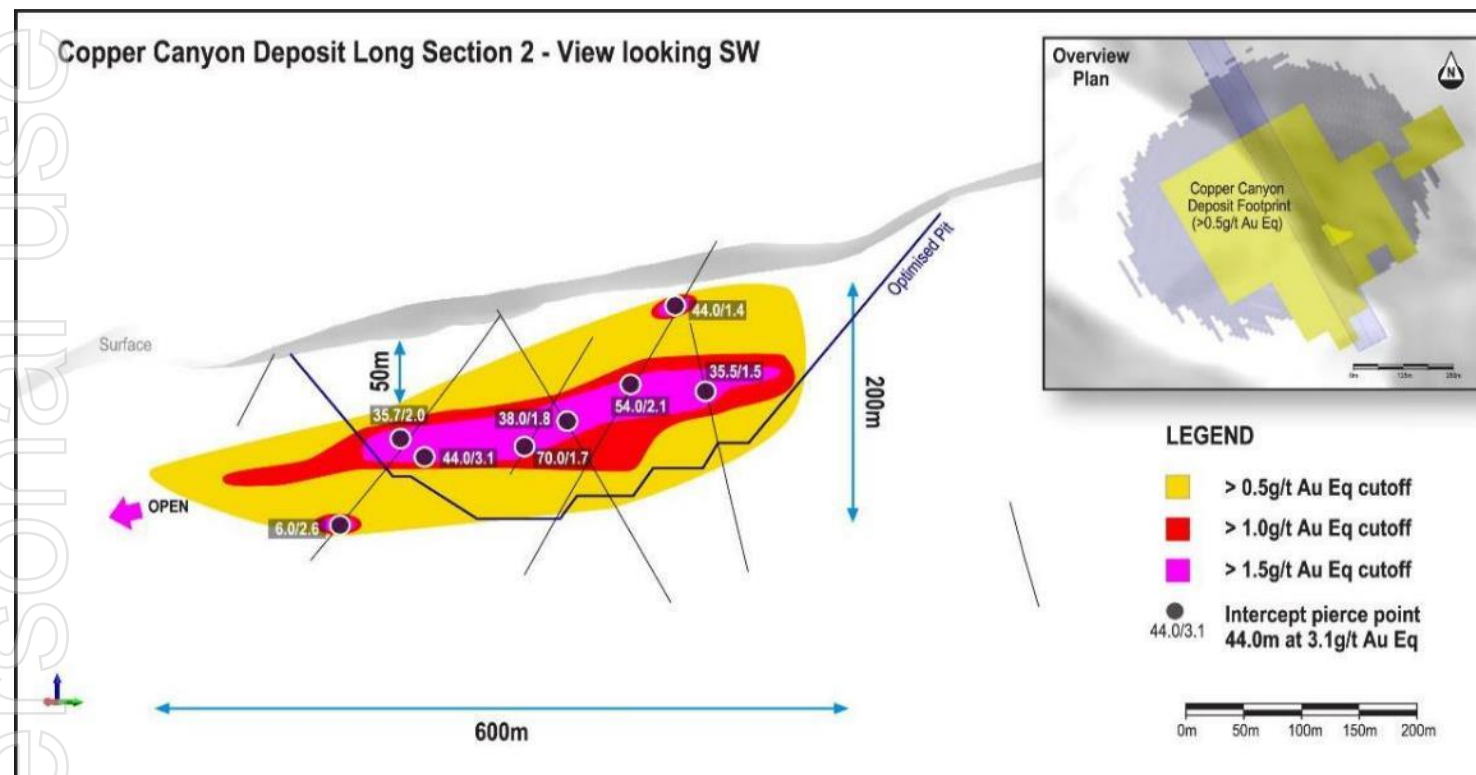
Copper Canyon – Outcropping Copper Mineralisation

Pit-constrained bulk-scale resource model, \$US 2000/oz, 0.4g/t Au Eq cut-off

Up to 50m-thick, flat-lying higher-grade mineralisation zone

Open high-grade Gold mineralisation at depth at Copper Canyon South


- **38.4m @ 3.7g/t Au** from 759.5m in EOKSC1680



Copper Canyon Deposit - JORC 2012 Inferred Mineral Resource (October 2021)*						
Tonnes (Mt)	Au Eq (g/t)	Au (g/t)	Cu (%)	Au Eq (Moz)	Au (Moz)	Cu (kt)
28	0.90	0.40	0.30	0.81	0.36	84

*Refer to Appendix 1 for further details.





Exploration Plan

Targeting a minimum of ~60,000m diamond drilling in CY2024 and CY2025

Medenovac

~10,000m focusing on extending high-grade Zinc-Copper-Gold core (**eg 97.7m @ 5.1 g/t Au Eq**) along strike. Delivery of maiden inferred resource.

Gradina

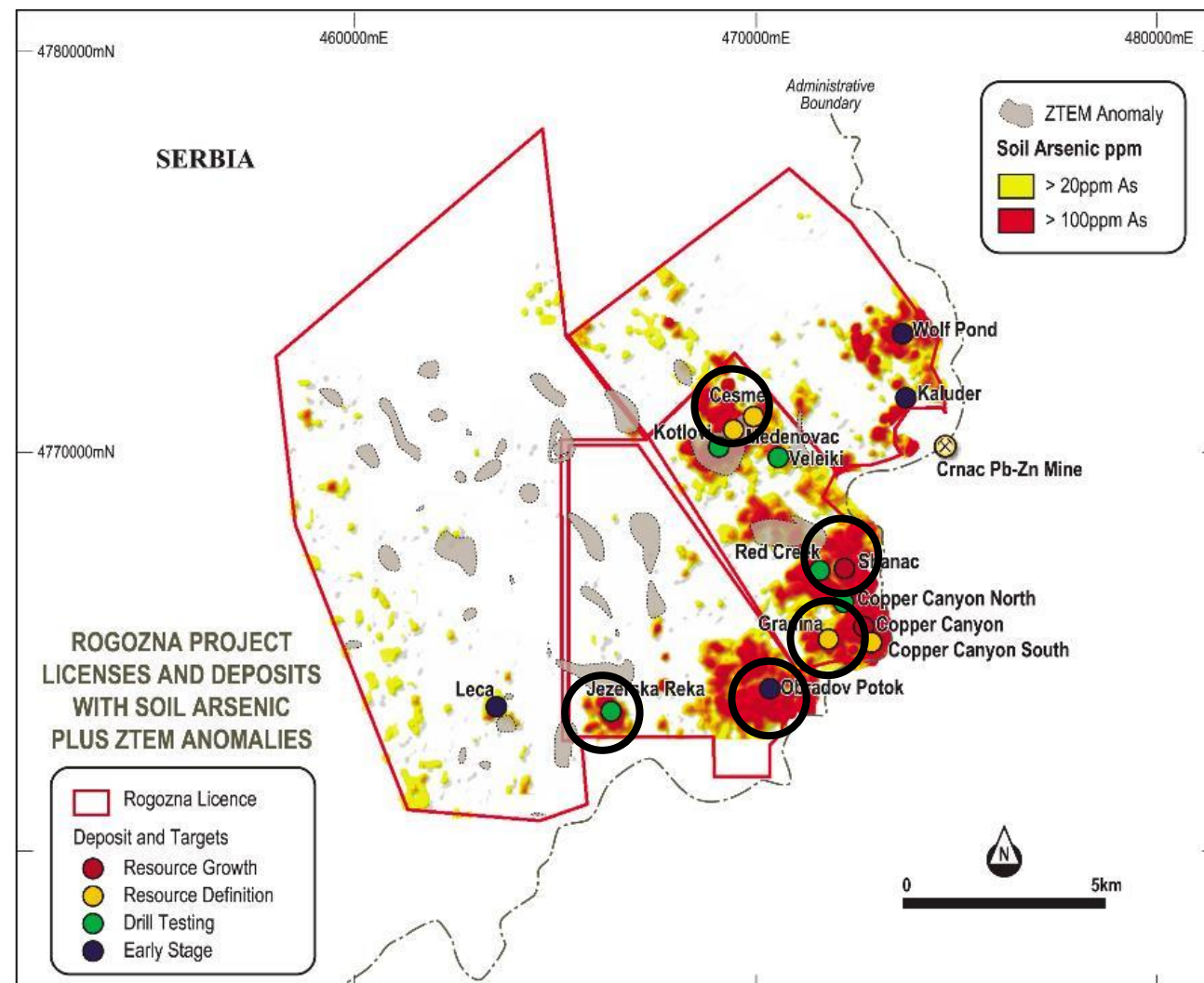
~10,000m focusing on extending high-grade Gold lodes (**eg 27.5m @ 5.1 g/t Au Eq**) up-dip towards surface. Delivery of maiden inferred resource.


Shanac and Copper Canyon

~15,000m focusing on infill of higher-grade Gold-Copper (**eg 22.1m @ 6.0g/t Au Eq**) zones to upgrade resource.

Regional Exploration

~25,000m focusing on discovery opportunities, incl. Jezerska Reka, Obradov Potok, Red Creek, Copper Canyon South, Cesme and Kotlovi





Rogozna Management

Extensive operational experience within the region



Predrag Matovic
Country Manager

Geologist with >18 years' experience in exploration and project management across Asia, Australia and Europe, including 4 years at the Rogozna Project.

Responsible for management of the business in Serbia, including administration, health and safety, stakeholder relations and ESG.



Jonathan Hunt
Exploration Manager

Geologist with >28 years multicommodity exploration and development experience across Africa and Europe, including 4 years at the Rogozna Project.

Responsible for the delivery of the Project's exploration strategy and management of our technical team.



Dr Milorad Antic
Senior Geologist

>10 years' experience conducting research and exploration within the western Tethyan Belt, including 7 years at the Rogozna Project.

Responsible for the management of data collection and interpretation.



Veroljub Ilic
Operations Manager

Geologist with >35 years' experience in mining and exploration within the Trepca Mineral District, including 10 years at the Rogozna Project.


Responsible for management of the Project's drilling operations and community relations.



Stanoje Milutinovic
Permitting Manager

Geologist with >40 years' experience in exploration within the Trepca Mineral District, including 20 years at the Rogozna Project.

Responsible for statutory reporting and permitting.



Rogozna Project - Key Acquisition Terms

Consideration:

- AUD\$750,000 cash exclusivity fee (already paid on 26 March 2024);
- 379,777,778 STK Shares (**Consideration Shares**), which will be subject to 18 months of voluntary escrow. Consideration Shares based on AUD\$34.18m at a deemed issue price of lower of 10-day VWAP of STK shares pre-execution of SPA or \$0.09;
- 50,000,000 unlisted options with exercise price of \$0.135 per option, exercisable 5 years from completion of the Acquisition (**Consideration Options**);

Repayment of Converting Loans and Assumption of Liabilities


- Strickland will assume up to A\$375,000 in Betoota Holdings liabilities
- Strickland will either:
 - i. repay amounts under Betoota Holdings convertible notes in cash up to AUD\$1,662,000; or
 - ii. Issue to noteholders up to 18,466,667 Strickland Shares (**Converting Loan Shares**) in satisfaction of the amounts outstanding under the Betoota Holdings convertible notes.

Completion:

- 1 July 2024.

Indicative Capital Structure Post Acquisition (undiluted)			
	Shares	Options	Performance Rights
Existing Securities	1,670,579,562	151,808,240	29,100,000
Consideration Securities	379,777,778	50,000,000	-
Converting Loan Shares	18,466,667 ¹	-	-
TOTAL	2,068,824,007	201,808,240	29,100,000

Assumes all Betoota Holdings noteholders elect to convert their notes into shares and not redeemed for cash



Immediate Value Drivers

- **Grow** resources to >10 Moz Au Eq through systematic drilling of Medenovac and Gradina Prospects
- **Discover** additional deposits, providing visibility towards substantial resource upside
- **Define** a sustainable, long-life mining operation based on that scale of resource



Scale

5.4Moz Au Eq
JORC 2012
Inferred
Resource



Exploration Upside

Extensive
additional drilled
mineralisation and
untested targets



Investment

Over A\$60m
invested to date
in exploration
and technical
work at Rogozna



Location

Established
mining district in
Serbia




Team

Proven track
record in
discovery and
delivery of major
projects



Near-term Catalysts

High-impact drilling
program to
commence in June



Appendix 1: Rogozna Inferred Mineral Resource Estimates

Shanac Inferred Mineral Resource Estimate (April 2023)

Tonnes	Au Eq	Au	Cu	Ag	Pb	Zn	Au Eq	Au	Cu	Ag	Pb	Zn
(Mt)	(g/t)	(g/t)	(%)	(g/t)	(%)	(%)	(Moz)	(Moz)	(kt)	(Moz)	(kt)	(kt)
130	1.1	0.63	0.1	5.1	0.2	0.28	4.63	2.63	130	21.3	260	364

(0.7g/t AuEq cut-off)

The Shanac Inferred Mineral Resource has been estimated by Matrix Resource Consultants Pty Ltd of Perth, Western Australia using an Au Eq grade based on metal prices of gold (US\$1,750/oz), copper (US\$10,000/t), silver (US\$25/oz), lead (US\$2,200/t), zinc (US\$3,000/t), and metallurgical recoveries of 80% for all metals. These estimates are based on Zlatna Reka Resources' assumed potential commodity prices and recovery results from initial and ongoing metallurgical testwork. The Company is of the opinion that all the elements included in the metal equivalents calculation have a reasonable potential to be recovered and sold. The formula used for the AuEq is: $\text{AuEq (g/t)} = \text{Au (g/t)} + 1.78 \times \text{Cu}(\%) + 0.014 \times \text{Ag (g/t)} + 0.391 \times \text{Pb}(\%) + 0.533 \times \text{Zn}(\%)$.


Copper Canyon Inferred Mineral Resource Estimate (October 2021)

Tonnes	AuEq	Au	Cu	Ag	Pb	Zn	AuEq	Au	Cu	Ag	Pb	Zn
(Mt)	(g/t)	(g/t)	(%)	(g/t)	(%)	(%)	(Moz)	(Moz)	(kt)	(Moz)	(kt)	(kt)
28	0.9	0.4	0.3	-	-	-	0.81	0.36	84	-	-	-

(0.4g/t AuEq cut-off)

Copper Canyon Mineral Resources were estimated by MPR Geological Consultants Pty Ltd of West Perth, Western Australia using an AuEq grade based on metal prices of gold (US\$1,750/oz), copper (US\$10,000/t), and metallurgical recoveries of 80% for both metals. These estimates are based on Zlatna Reka Resources' assumed potential commodity prices and recovery results from initial and ongoing metallurgical testwork. The Company is of the opinion that all the elements included in the metal equivalents calculation have a reasonable potential to be recovered and sold. The formula used for the AuEq is: $\text{AuEq (g/t)} = \text{Au (g/t)} + 1.55 \times \text{Cu}(\%)$.

Refer to announcement dated 17 April 2024 for full details regarding mineral resource.




Appendix 2: Significant Intercepts

Full details of Significant Intercepts referred to in this presentation are as follows:

Area	Hole	Collar Coordinates			Depth	Orientation	Down hole Interval (m)			AuEq	Au	Cu	Pb	Zn	Ag	
		mE	mN	mRL			m	Az/Dip	From	To	Length	g/t	g/t	%	%	%
Medenovac	ZRSD21136	469,437	4,770,404	1,090	749.5	89/53		240.2	592.3	352.1	2.11	0.64	0.23	0.23	1.60	9.4
Medenovac	ZRSD21136	-	-	-	-	-	Includes	285.5	299.3	13.8	2.57	0.98	0.42	0.14	1.10	14.6
Medenovac	ZRSD21136	-	-	-	-	-	Includes	321.3	419.0	97.7	5.07	1.30	0.53	0.53	4.30	23.3
Shanac	ZRSD20120	472,513	4,767,174	1,156	820.0	244/57		193.8	602.7	408.9	1.36	0.924	0.135	0.138	0.189	3.0
Shanac	ZRSD20120	-	-	-	-	-	Includes	338.7	349.3	10.6	2.42	1.20	0.22	0.47	1.00	8.0
Shanac	ZRSD20120	-	-	-	-	-	Includes	392.9	402.9	10.0	3.05	2	0.43	0.18	0.254	5.9
Shanac	ZRSD20120	-	-	-	-	-	Includes	448.8	485.9	37.1	3.67	3.40	0.11	0.06	0.03	2.2
Shanac	ZRSD20120	-	-	-	-	-	Includes	580.6	602.7	22.1	5.96	3.70	1.10	0.17	0.25	7.5
Gradina	ZRSD21143	471,378	4,765,525	1,164	878.4	95/55		487.7	715.4	227.7	1.37	1.30	0.03	0.01	0.03	0.4
Gradina	ZRSD21143	-	-	-	-	-	Includes	487.7	497.0	9.3	4.24	4.20	0.02	0.01	0.01	0.6
Gradina	ZRSD21143	-	-	-	-	-	Includes	508.9	514.9	6.0	3.75	3.70	0.00	0.06	0.01	1.4
Gradina	ZRSD21143	-	-	-	-	-	Includes	615.9	621.9	6.0	2.36	2.30	0.03	0.00	0.01	0.2
Gradina	ZRSD21143	-	-	-	-	-	Includes	632.1	647.4	15.3	3.90	3.80	0.05	0.00	0.00	0.4
Gradina	ZRSD21143	-	-	-	-	-	Includes	691.4	713.4	22.0	4.06	4.00	0.03	0.00	0.01	0.6
Gradina	EOKSC1361b	471,757	4,765,105	1,026	699.0	66/82		435.2	548.0	112.8	2.27	1.80	0.01	0.01	0.82	1.3
Gradina	EOKSC1361b	-	-	-	-	-	Includes	473.2	500.0	26.8	3.44	2.90	0.01	0.01	0.95	2.0
Gradina	EOKSC1361b	-	-	-	-	-	Includes	506.0	543.5	37.5	3.18	2.80	0.01	0.01	0.65	0.9
Gradina	EOKSC1361b	-	-	-	-	-		592.0	642.0	50.0	4.93	4.60	0.01	0.01	0.54	0.7
Gradina	EOKSC1361b	-	-	-	-	-	Includes	595.0	627.0	32.0	7.27	6.80	0.02	0.01	0.80	0.7
Copper Canyon	PDMC0611	472,524	4,765,782	1,032	307.3	163/60		18.2	184.0	165.8	1.69	0.65	0.58	0.01	0.07	4.4
Copper Canyon	PDMC0611	-	-	-	-	-	Includes	82.0	96.0	14.0	2.38	0.97	0.79	0.02	0.03	10.8
Copper Canyon	PDMC0611	-	-	-	-	-	Includes	110.0	138.0	28.0	4.25	1.40	1.60	0.01	0.05	8.8
Copper Canyon	PDMC0611	-	-	-	-	-	Includes	168.0	182.0	14.0	2.21	0.63	0.89	0.01	0.03	2.8
Medenovac	EOKSC1256	470,106	4,770,531	1,134	641.3	Vertical		447.0	572.0	125.0	2.11	0.36	0.13	0.03	2.80	0.9
Gradina	ZRSD20124	471,507	4,765,258	1,047	527.8	54/58		423.0	467.3	44.3	4.26	4.10	0.01	0.09	0.07	4.7
Gradina	ZRSD20124	-	-	-	-	-	Includes	423.0	433.0	10.0	4.94	4.70	0.01	0.13	0.16	6.0
Gradina	ZRSD20124	-	-	-	-	-	Includes	439.8	467.3	27.5	5.15	5.00	0.02	0.07	0.05	4.9

Refer to announcement dated 17 April 2024 for full details regarding significant intercepts



Disclaimers

Gold Equivalent Calculations

Gold Equivalent calculations are based on the following metal prices;

For Shanac (April 2023) (US\$1,750/oz), copper (US\$10,000/t), silver (US\$25/oz), lead (US\$2,200/t), zinc (US\$3,000/t), and metallurgical recoveries of 80% for all metals.

For Copper Canyon (October 2023) AuEq grade based on metal prices of gold (US\$1,750/oz), copper (US\$10,000/t), and metallurgical recoveries of 80% for both metals.

For Shanac the formula used for the AuEq is $Au (g/t) + 1.78 \times Cu(\%) + 0.014 \times Ag (g/t) + 0.391 \times Pb(\%) + 0.533 \times Zn(\%)$.

For Copper Canyon the formula used for AuEq is $Au (g/t) + 1.55 \times Cu (\%)$.

The Company considers that all metals have reasonable prospects of being recovered and sold.

Competent Persons Statement


The information in this Presentation which relates to exploration targets or mineral resources is based on, and fairly represents, information and supporting documentation prepared by Mr Jonathon Abbott, who is a Member of the Australian Institute of Geoscientists. Mr Abbott is a Director of Matrix Resource Consultants Pty Ltd and has sufficient experience which is relevant to the style of mineralisation and type of deposit under consideration and to the activity which he is undertaking to qualify as a Competent Person as defined in the 2012 edition of the 'Australasian Code for Reporting of Exploration Results, Mineral Resources and Ore Reserves' (the JORC Code). Mr Abbott consents to the inclusion of the information in this Presentation which relates to exploration targets or mineral resources in the form and context in which it appears.

The information in this Presentation which relates to exploration results is based on, and fairly represents, information and supporting documentation prepared by Mr Paul L'Herpinere, who is a Member of the Australian Institute of Mining and Metallurgy. Mr L'Herpinere is a Director of Force Consulting Pty Ltd and has sufficient experience which is relevant to the style of mineralisation and type of deposit under consideration and to the activity which he is undertaking to qualify as a Competent Person as defined in the JORC Code. Mr L'Herpinere consents to the inclusion of the information in this Presentation which relates to exploration results in the form and context in which it appears.

JORC Code

All the information with respect to the exploration results and mineral resources that is required by the JORC Code is included in the Company's ASX Announcement relating to the transaction dated 17 April 2024.

The Company confirms that it is not aware of any new information or data that materially affects the information included in the original market announcement. The company confirms that the form and context in which the Competent Person's findings are presented have not been materially modified from the original market announcement.



Disclaimers

This Presentation and any accompanying verbal Presentation (together the Presentation) and confidential information has been prepared by Strickland Metals Ltd (Company), the company that is proposing to acquire the Rogozna Project.

The information contained in the Presentation (Information) is a summary only and should be read in conjunction with any oral briefing and all other documents provided to you by the Company. The Information is current as at 17 April 2024 and the Company does not undertake to provide any additional or updated information, whether as a result of new information, future events or results or otherwise.


Recipients should conduct their own investigations and perform their own analysis in order to satisfy themselves as to the accuracy and the completeness of the information, statements and opinions contained.

This is for information purposes only. Neither this nor the information contained in it constitutes an offer, invitation, solicitation or recommendation in relation to the purchase or sale of Strickland shares in any jurisdiction. This does not constitute investment advice and has been prepared without taking into account the recipient's investment objectives, financial circumstances or particular needs and the opinions and recommendations in this presentation are not intended to represent recommendations of particular investments to particular persons. Recipients should seek professional advice when deciding if an investment is appropriate. All securities transactions involve risks, which include (among others) the risk of adverse or unanticipated market, financial or political developments.

Any forward looking statements included in this document involve subjective judgment and analysis and are subject to uncertainties, risks and contingencies, many of which are outside the control of, and may be unknown to, Strickland. In particular, they speak only as of the date of this document, they assume the success of Strickland's strategies, and they are subject to significant regulatory business, competitive and economic uncertainties and risks. Actual events may vary materially from the forward-looking statements and the assumptions on which the forward-looking statements are based. Recipients of this document are cautioned to not place undue reliance on such forward-looking. Any forward looking statements in this Presentation, including projections, forecasts and estimates, are provided as a general guide only and should not be relied on as an indication or guarantee of future performance and involve known and unknown risks, uncertainties, assumptions, contingencies and other important factors, many of which are outside the control of the Company and which are subject to change without notice and could cause the actual results, performance or achievements of the Company to be materially different from the future results, performance or achievements expressed or implied by such statements. Past performance is not necessarily a guide to future performance and recipients of this Presentation are cautioned not to place undue reliance on such forward looking statements.

By receiving the Presentation, you acknowledge and represent to the Company that you have read, understood and accepted the terms of this disclaimer. the Company has prepared the Presentation based on information available to it at the time of preparation. No representation or warranty, express or implied, is made as to the currency, accuracy, reliability, completeness or fairness of the information, opinions and conclusions contained in this Presentation. Neither the Company, its related bodies corporate, shareholders or affiliates, nor any of their respective officers, directors, employees, affiliates, agents or advisers (guarantee or make any representations or warranties, express or implied, as to or take responsibility for, the currency, accuracy, reliability, completeness or fairness of the information, opinions and conclusions contained in this Presentation. the Company does not represent or warrant that this Presentation is complete or that it contains all material information about the Company or which a prospective investor or purchaser may require in evaluating a possible investment in the Company or acquisition of shares. To the maximum extent permitted by law, the Company and its agents expressly disclaim any and all liability, including, without limitation, any liability arising out of fault or negligence, for any loss arising from the use of information contained in this Presentation, or otherwise arising in connection with it.

This Presentation is not a prospectus, product disclosure statement or other offering document under Australian law or any other law (and will not be lodged with the Australian Securities and Investments Commission (ASIC) or any other foreign regulator) and is not, and does not constitute, an invitation or offer of securities for subscription, purchase or sale in any jurisdiction. In particular, this Presentation does not constitute an invitation or offer of securities for subscription, purchase or sale in the United States or any other jurisdiction in which such an offer would be illegal. The securities referred to in this Presentation have not been, and will not be, registered under the US Securities Act of 1933 as amended or the securities laws of any state or other jurisdiction of the United States and may not be offered or sold, directly or indirectly in the United States.



STRICKLAND
METALS LIMITED

Thank you.