

ORPHEUS
URANIUM LTD

(formerly Argonaut Resources NL)

Interim financial report

31 December 2023

CORPORATE DIRECTORY

Directors

M R Billing

Executive Chairman, appointed Chairman – 24 October 2023

R W C Willson

Non-executive Director – appointed 25 October 2023

T Williams

Non-executive Director – appointed 8 December 2023

S F Mitchell

Non-executive Director – appointed 25 October 2023

P J D Elliott

– resigned 25 October 2023

L J Owler

– resigned 31 July 2023

A W Bursill

– resigned 25 October 2023

Company secretary

R W C Willson – appointed 29 August 2023

Registered office

79 King William Road

Unley SA 5061

Telephone: +61 8 8231 0381

Share register

Boardroom Pty Ltd

Level 12, 225 George Street

Sydney NSW 2000

GPO Box 3993

Sydney NSW 2001

Telephone: 1300 737 760 (within Australia)

Telephone: +61 2 9290 9600 (outside Australia)

Fax: +61 2 9279 0664

Web: www.boardroomlimited.com.au

Auditor

Ernst & Young

121 King William Street

Adelaide SA 5000

Bankers

National Australia Bank

Stock exchange listing

Orpheus Uranium Limited shares are listed on the Australian Securities Exchange (ASX code: ORP), (previously ASX:ARE)

Website

www.orpheusuranium.com

DIRECTORS' REPORT

The directors present their report, together with the financial statements, on the consolidated entity (referred to hereafter as the 'consolidated entity') consisting of Orpheus Uranium Limited (referred to hereafter as the 'company' or 'parent entity') and the entities it controlled at the end of, or during, the half-year ended 31 December 2023.

Directors

The following persons were directors of Orpheus Uranium Limited during the whole of the financial half-year and up to the date of this report, unless otherwise stated:

Current

Michael Robert Billing

Simon Francis Mitchell – appointed 25 October 2023

Todd Williams – appointed 8 December 2023

Richard Walter Cumming Willson – appointed 25 October 2023

Resigned during the period

Lindsay James Owler – resigned 31 July 2023

Patrick James Dymock Elliott – resigned 25 October 2023

Andrew William Bursill – resigned 25 October 2023

Principal activities

Orpheus Uranium Limited is a mineral exploration and development company with operations predominantly in Australia. The consolidated entity's prime commodity focus is uranium. Other tenements held by the company are being explored for copper and cobalt and to a lesser extent gold, lithium and nickel. In addition, the consolidated entity holds a 100% interest in a zinc-copper resource in Queensland, Australia. During the period the principal activities of the consolidated entity were the identification and development of mineral resource opportunities with an emphasis on projects that were amenable to value-adding via exploration and rapid development into production.

Review of operations

The loss for the consolidated entity after providing for income tax amounted to \$1,083,432 (31 December 2022: \$1,089,305).

Review of operations

URANIUM

Frome, South Australia

(Orpheus 100%)

Highlights

Erudina Prospect, Exploration Target Zone

Orpheus has identified a highly encouraging, widespread Exploration Target Zone containing significant uranium mineralisation at the Erudina prospect, Frome project, that extends across a 12 km N-S distance by 7 km E-W, comprising prospective Tertiary sequence stratigraphy located within the Erudina Palaeochannel.

Historic drilling results include uranium grades of >1,500 ppm equivalent uranium (EqU)¹ contained within porous sands and reduced carbonaceous horizons of the highly prospective Eyre Formation in association with strong reduction-oxidation 'redox' front systems that represent migration of oxidising groundwaters. Orpheus has inspected historic drill core and these redox processes are visually evident as iron oxide staining within sands of the Eyre Formation.

Historic results at the Erudina prospect includes:

- 56 drillholes intersected uranium mineralised intervals with anomalous radiometric values over 100ppm EqU across a 12 km N-S strike length:
 - Eyre Formation comprises anomalous radiometric values of >1,500 ppm EqU
 - Namba Formation comprises anomalous radiometric values up to 300 ppm EqU.
- Significant results of Total Gamma, converted to EqU, for immediate follow-up include:
 - 0.7m @ 632 ppm EqU from 180.55m – ER0048
 - incl. 1,495 ppm EqU
 - at the boundary of oxidised coarse-grained sands and reduced sands and clay of the Lower Eyre Formation
 - 0.9m @ 632 ppm EqU from 163.4m – ER0191
 - incl. 1,511 ppm EqU
 - in reduced, medium-grained sands of the Lower Eyre Formation

- 1m @ 504ppm EqU from 163.9m – ER0196
 - incl. 1,189 ppm EqU
 - at the boundary of reduced coarse-grained sands and reduced carbonaceous silts of the Lower Eyre Formation
- 1.4m @ 231 ppm EqU from 158.6m – ER0189
 - incl. 516 ppm EqU
 - in reduced coarse-grained sands of the Lower Eyre Formation
- 1.3m @ 286 ppm EqU from 164.7m – ER0201
 - incl. 455 ppm EqU
 - in reduced carbonaceous clay of the Lower Eyre Formation

Refer to ASX: ORP announcement 18 December 2023 for further details on the Erudina prospect.

In September 2023, Orpheus completed a Passive Seismic Orientation Survey across six regional traverses for a total of 22.9 line-kilometres comprising 280 Horizontal-to-Vertical-Spectral (HVSr) stations, recorded using four Tromino® seismometers supplied by Resource Potentials Pty Ltd who processed the raw data to provide seismic generated data and imaging of the results. The results confirmed the technique is capable of mapping concealed palaeodrainage features and structural architecture of the region via successfully identifying the interpreted acoustic bedrock due to a density contrast at the unconformity; between relatively unconsolidated sediments of the Tertiary Namba and Eyre Formations (prospective for uranium mineralisation), overlying consolidated Cambrian sediments (basement rocks). Refer to ASX: ORP announcement 30 October 2023 for further details on the passive seismic technique.

In December 2023, Orpheus completed a Detailed Passive Seismic Survey across three prospect areas at the Frome project predominately focused on the Exploration Target Zone at the Erudina prospect. A total of 103 line-kilometres comprising 1,057 Horizontal-to-Vertical-Spectral (HVSr) stations were recorded using ten Tromino® seismometers supplied by Resource Potentials Pty Ltd who processed the raw data to provide seismic generated data and imaging of the results.

¹ Uranium mineralisation at the Erudina prospect has been indicated from gamma logging conducted by Areva Australia Pty Ltd. To date, there has been no Prompt Fission Neutron (PFN) data acquired. Equivalent uranium grades calculated from gamma logs are considered reliable for the estimation of uranium grade, however, do not account for the effects of disequilibrium.

DIRECTORS' REPORT continued

Preliminary passive seismic results at the Erudina prospect indicate two parallel, N-S trending palaeovalleys that contain a deeper incised palaeochannel surrounded by a wider flood and overbank zone, palaeochannels act as migration pathways for dissolved uranium in groundwaters, (Figure 1). Preliminary passive seismic data for E-W Line 10 (6,491,500 Northing), displayed (Figure 2).

Rotary Mud drilling targeting infill areas within the highly encouraging 12 km Exploration Target Zone at the Erudina prospect and at the Sandyoota Region, located just 12 km northwest of the Goulds Dam Deposit is planned for first half of 2024. A Program for Environment Protection and Rehabilitation (PEPR) for exploration drilling approval was submitted to the Government of South Australia in December 2023. A Heritage Survey with members of the Adnyamathanha Traditional Lands Association (Aboriginal Corporation) RNTBC (ATLA) who are the Traditional Custodians of the land within the Frome project was conducted during February 2024. The results of this survey are expected during March 2024.

Prospectivity

The Frome project is comprised of four highly prospective exploration licences in the Frome Embayment area of South Australia which is arguably the most prospective region in Australia for sandstone-hosted uranium deposits (Figure 3).

The Frome project is located approximately 12 km west of the Goulds Dam deposit held by Boss Energy Ltd who recently announced strong infill drilling results (ASX: BOE announcement 12 September 2023) and two new satellite prospects adjacent to Goulds Dam (Billeroo and Sunrise) (ASX: BOE announcement 28 September 2023).²

The licences at Frome cover sandstone-bearing palaeochannels that contain groundwater that drains from uranium-bearing granite (Figure 3). Previous drilling of these palaeochannels confirms the presence of excellent sandstone aquifers at or near the base of the channels.

Uranium rich source rocks, a permeable sandstone aquifer to carry the oxidised, uranium bearing groundwater, and the introduction of a reductant along faults from a lower, hydrocarbon-bearing aquifer are all key technical characteristics required in this geological environment for potential economic uranium deposits.

At the Frome project we see the following geological units:

1. The Eyre Formation (that hosts the Honeymoon, Four Mile, Goulds Dam, Jasons, Saffron, Oban deposits) and Namba Formation (that hosts the Beverley deposit) palaeochannels. These units are contained in the Callabonna Sub-basin of the Frome Embayment.
2. The underlying Arrowie Basin, which includes the hydrocarbon-bearing Wilkawillina Limestone.
3. The Crocker Well Granite Suite which is an excellent uranium source rock and displays a strong radiometric anomaly where it outcrops.
4. Faults that cut both the Arrowie Basin sediments and the overlying Eyre and Namba Formations.

New uranium licences

In October 2023, Orpheus announced the successful grant of two new significant projects considered highly prospective for sedimentary-hosted roll-front and tabular-style uranium mineralisation. The Company will focus future exploration activities on these projects.

- EL 6960 Radium Hill South project was awarded to Orpheus by the Government of South Australia via a competitive application process and comprises five exceptional uranium prospects with drill ready targets; and
- EL 6958 Mundaerno project is located just 12 km south of the Honeymoon Uranium Mine, comprises the headwaters of the Yarramba Palaeochannel, positioned directly on top of Mesoproterozoic granitic rocks that are potential source rocks of the uranium.

These projects, located near the Company's Frome project, combined cover a considerable surface footprint of palaeochannels in the highly prospective region of the Frome Embayment in the north, the Southern Curnamona Province and to the south, the northern margin of the Murray-Darling Basin, in the exploration for sedimentary-hosted roll-front and tabular-style uranium mineralisation (Figure 4).

² Source: <https://bossenergy.com/investors/asx-announcements>

DIRECTORS' REPORT continued

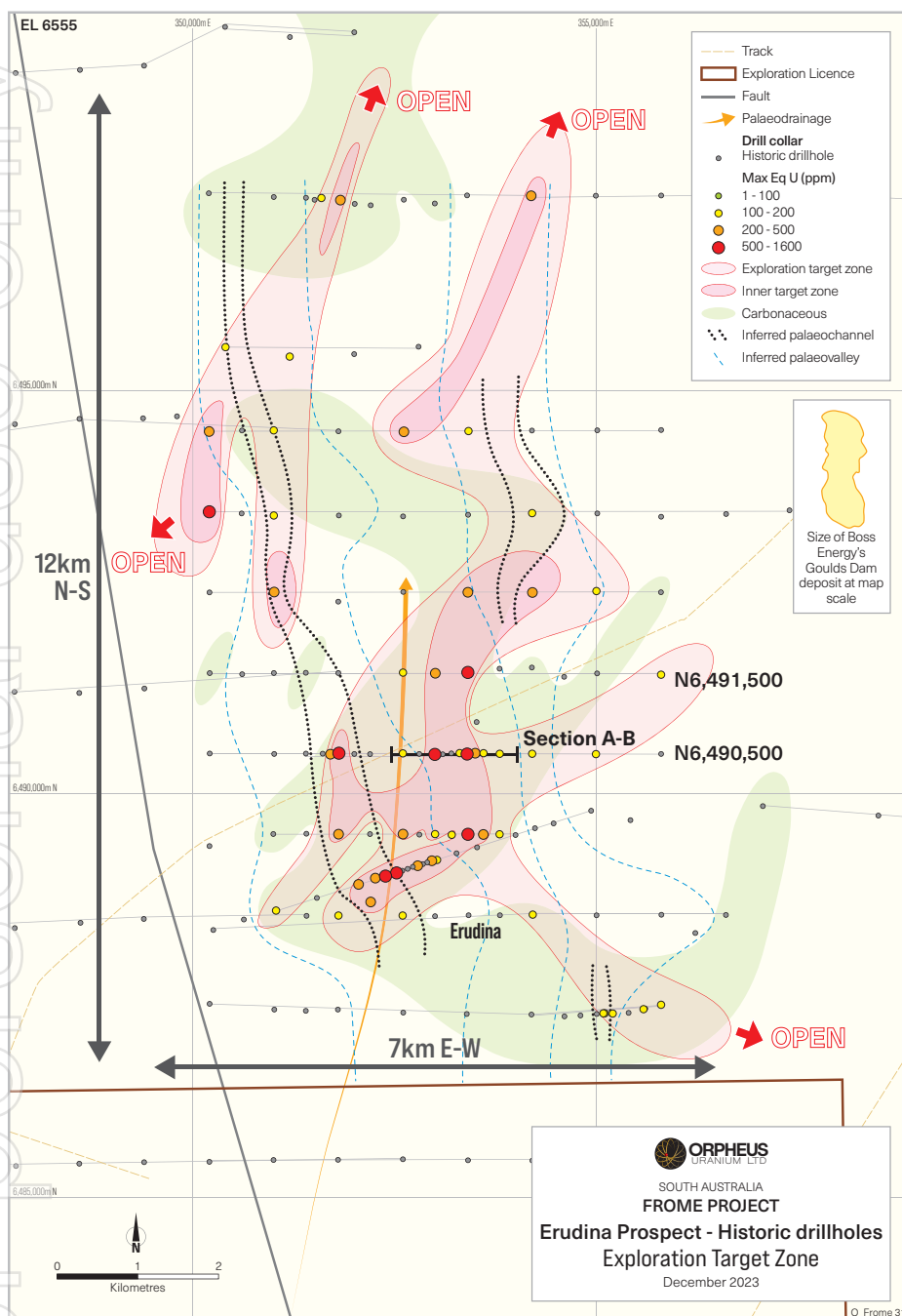


Figure 1 Erudina prospect, 12 km strike length Exploration Target Zone identified from historic drill results of significant uranium intersects (EqU converted from downhole Total Gamma) acquired by Areva Australia Pty Ltd, outlining carbonaceous zone and inferred palaeochannels and palaeovalleys from the preliminary passive seismic results.

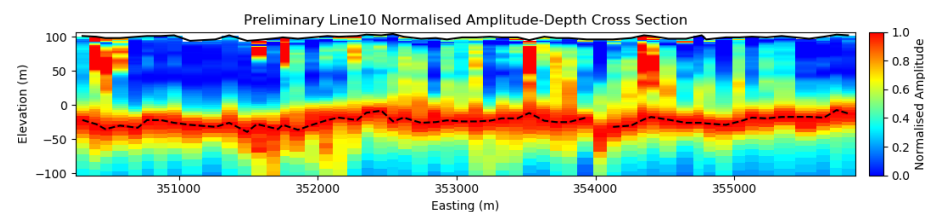


Figure 2 Line 10 (6,491,500 Northing) preliminary section of passive seismic data, Erudina prospect.

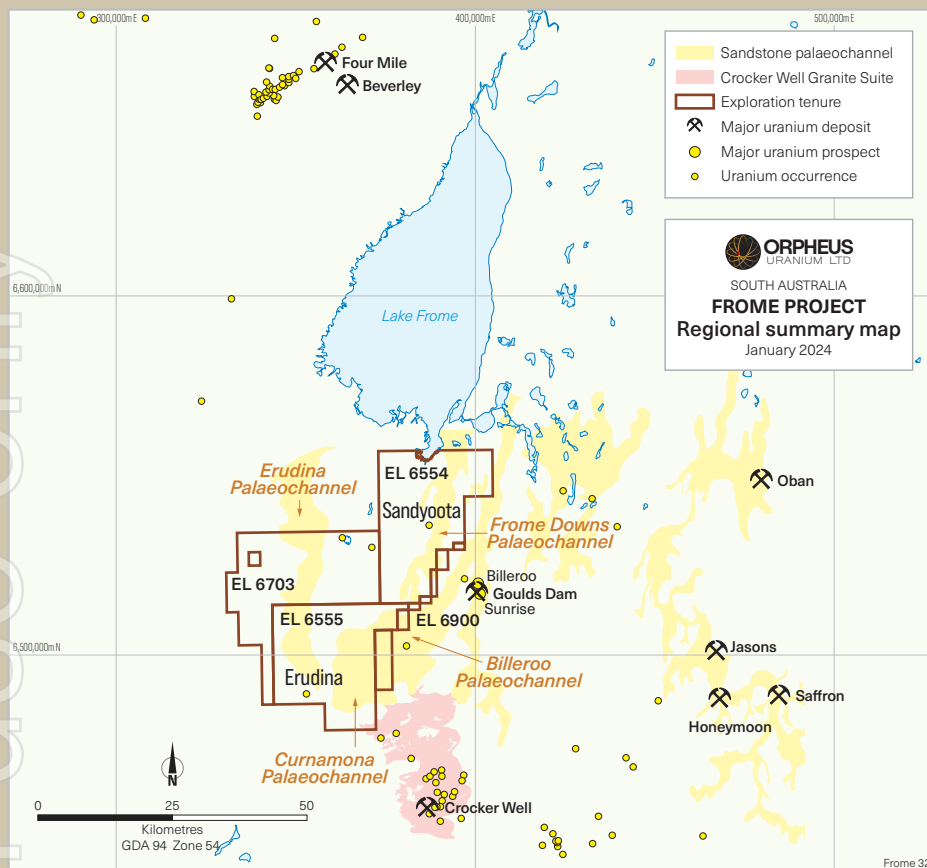


Figure 3 Frome project with interpreted Eyre Formation palaeochannels, extending north from inferred uranium source rocks of the Crocker Well Granite Suite.

Radium Hill South, South Australia

(Orpheus 100%)

Highlights

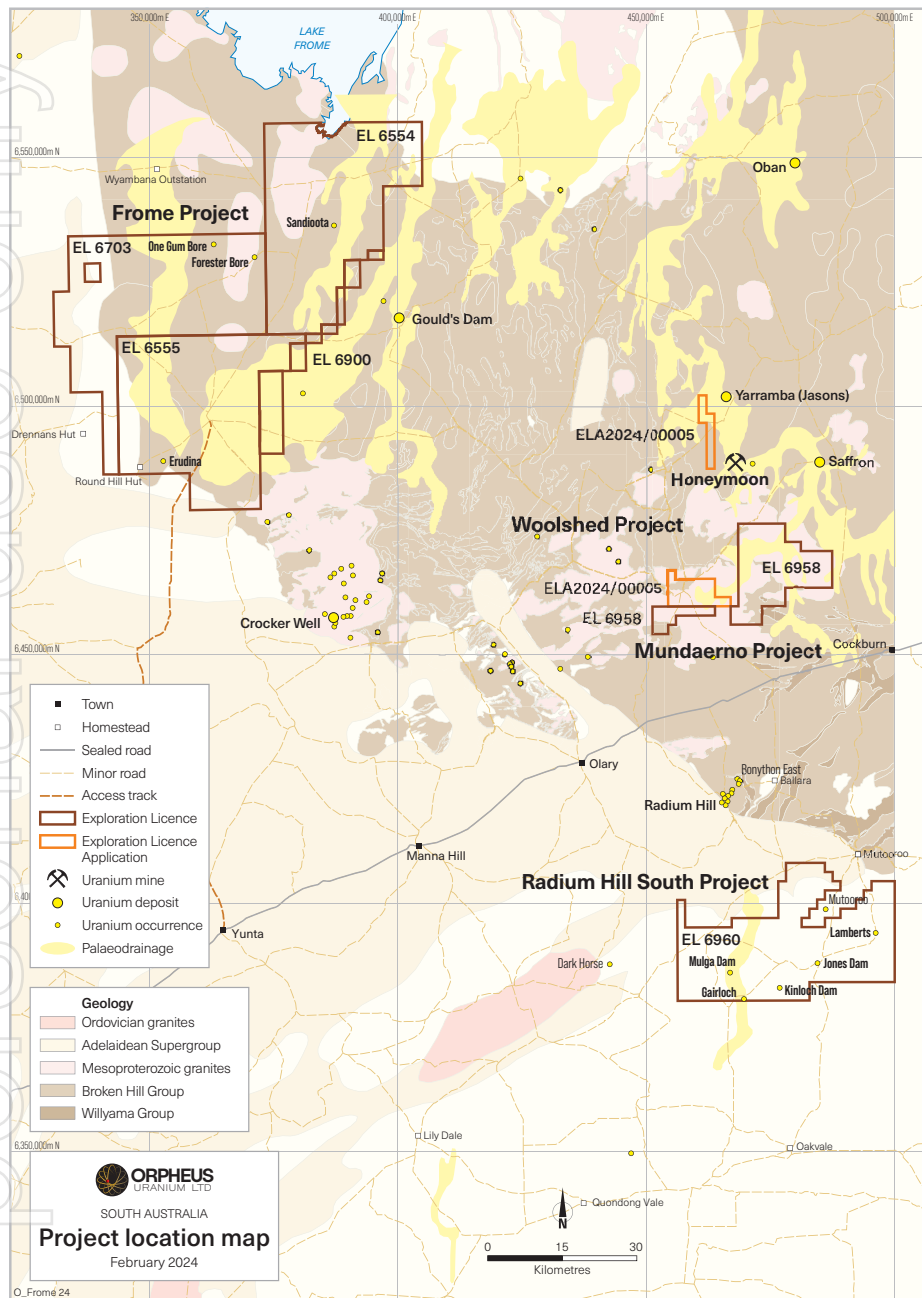
The Radium Hill South project is considered highly prospective for roll-front and tabular-style, sedimentary-hosted uranium mineralisation associated with Tertiary palaeochannels. The region is situated approximately 20 km south of the radiogenic region of the Radium Hill Uranium Field and 100 km southeast of the Crocker Well Uranium Field host to the hard rock uranium deposits and further to the north, the Honeymoon and Goulds Dam sediment-hosted Tertiary palaeochannel uranium deposits. Refer to Figures 4 and 8.

Prospectivity

The mineralisation model at the Radium Hill South project comprises both sediment-hosted and silcrete-hosted uranium mineralisation within Neogene sediments including the Geera Clay, and Paleogene channel sands including the Warina Sand of the Olary Palaeovalley System known to host uranium mineralisation at the uranium occurrences; Mulga Dam, Gairloch, Kinloch Dam, Jones Dam and Lamberts, at depths of approximately 80m-110m located within, sedimentary and structurally-controlled palaeochannel features.

Previous explorer, Mega Hindmarsh Pty Ltd (2005-2014) analysis of its drillhole geophysical logs revealed the presence of previously undetected, north-south trending sedimentary channels and deltaic sequences, which overlie reducing carbonaceous mudstone. These sedimentary facies were found to be very anomalous in uranium, yielding significant gamma log intercept thicknesses of up to 10.7m at Jones Dam and 8m at Gairloch Dam. Mega Hindmarsh Pty Ltd, reported "palaeochannels interpreted to be at least 5 km in length, that offer an excellent target for future investigation".

DIRECTORS' REPORT continued



DIRECTORS' REPORT continued

Historic significant intercepts from the existing five uranium occurrences located within EL 6960 Radium Hill South project and reported by Mega Hindmarsh Pty Ltd³ include:

- Mulga Dam
 - 1,350 cps at 95m depth in fluvialite, Lower Miocene carbonaceous clays.
- Gairloch
 - 2,266 cps at 104.1m at the contact between the base of a sand channel and underlying black carbonaceous clay, assay grade obtained by analysis of the drill cuttings from this interval was 400 ppm U_3O_8 over 1.9m from 103.8m.
- Kinloch Dam
 - 507 ppm U_3O_8 over 3m from 105m in M64 in sand below a silcrete layer;
 - 23m averaging 129 cps of radiometrically anomalous sand and clay.
- Jones Dam
 - 401 ppm U_3O_8 over 2m from 86m in drillhole 06RMCD040 in a strongly anomalous zone over 5.1m, within steely grey sand;
 - 10.7m of radiometrically anomalous sand from 82.7m in drill hole 06RMCD048, associated with peak gamma values of 1,041cps, or 263 ppm eU_3O_8 ;
 - 3.6m of radiometrically anomalous sand from 98.9m in drill hole 06RMCD034, with a gamma maximum of 1,056 cps at 265 ppm eU_3O_8 ;
 - 3.4m of radiometrically anomalous oxidised sand and reduced sand with wood fragments in drill hole 07RMCD026 from 91.5m, includes 0.25m at 382 ppm eU_3O_8 .
- Lamberts
 - Best intercept was 0.7m at 0.073% U_3O_8 at 102.2 m in drillhole WE1.

Mega Hindmarsh Pty Ltd worked with CSIRO in 2010 developing the sequence stratigraphy, palynology, spectral mineralogy, geochemistry and structure to provide vectors to channels of uranium transport and to depositional sites for drilling by understanding the sedimentation architecture of the region through implementing the SEDSIM flow and sedimentation program (Figure 5). The results provide excellent indication of alternating lignite, sand depositional environments that warrant further investigation.

Results presented as extracted from the CSIRO report⁴ includes the following:

The implications for uranium enrichment are:

- If uranium-bearing fluids were carried in the river water at all times, then all fluvial sediments may have been favourable for uranium enrichment.
- The reductant in the area may have been organic clays or lignite or carried organics in the fluvial channels.
- The interface between clay/lignite and fluvial sediment may provide a potential trap site.
- The SEDSIM model shows potential for trap sites throughout the project area because of the migrating nature of the alluvial fan.
- The trap sites also act if lignite is the source of uranium.
- Any sediment that was eroded and may have had a uranium accumulation would have been transported towards the southern areas onto the floodplain.

Importantly, this study was completed in 2010, at a time when Mega Hindmarsh Pty Ltd changed exploration focus away from uranium. Orpheus intends to revisit the study to review sedimentation anomalies and to further define regional features to channel scale through geophysical methods (passive seismic, ground gravity, electrical methods) to assist with identifying roll-front environments and locating drillholes.

Geology

The Radium Hill South project lies approximately 20 km south of the Radium Hill Uranium Field that comprises Willyama Supergroup basement rocks. Epigenetic-style uranium mineralisation occurs in the form of davidite as vein 'lodes' within intensely altered shear zones hosted by high metamorphic grade quartzo-feldspathic paragneiss and amphibolite over a strike length of >7 km which has historically been mined to a depth of 290m on nine levels over a strike length of 1,400m.⁵ Drainage patterns have formed in a southerly direction toward the Murray-Darling Basin as part of the Olary Palaeochannel System. Sediment-hosted uranium mineralisation is believed to have formed from oxidised groundwaters draining from the Willyama Supergroup basement rocks from the Radium Hill Region. The Tertiary sediments comprise carbonaceous clays and sands suitable for uranium to form sedimentary and/or tabular redox fronts.

³ Source: Uranium grades extracted from Open File Report, Envelope 11421 compiled by Mega Hindmarsh Pty Ltd during the period 2005 to 2014, Cronje Dam Project.

⁴ Johns, S., Schmid, S., Dyt, C., Annetts, D., Fisher, L., Robinson, J., & Hill, J. (2010). JSU - Mega Hindmarsh Pty Ltd, Cronje Dam Project, Final Report, Envelope 11421. CSIRO.

⁵ Source: https://minerals.sarig.sa.gov.au/MineralDepositDetails.aspx?DEPOSIT_NO=962.

DIRECTORS' REPORT continued

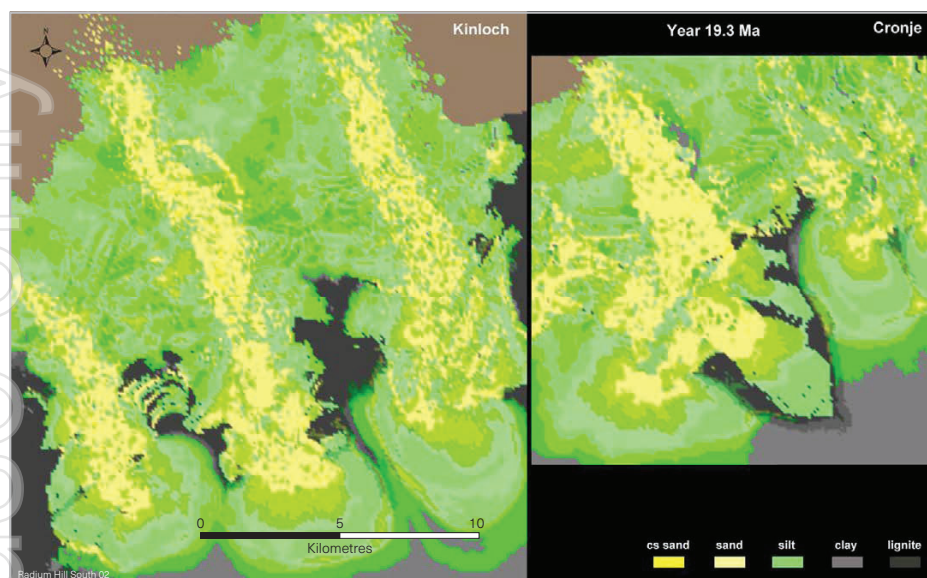


Figure 5 Mega Hindmarsh Pty Ltd / CSIRO plan image from the SEDSIM flow and sedimentation program showing alluvial fan deposition, cutting deep into underlying sediments forming unconformities, source CSIRO, (Johns, et al., 2010).

Reducing host rocks within the project area where uranium mineralisation has been identified include units of the Renmark Group:

- Lower Miocene carbonaceous clays with associated sands of the Geera Clay (equivalent unit to the Namba Formation of the Frome Embayment) within palaeodrainage features of the Olary Palaeovalley System along the northern margin of the Murray-Darling Basin in the vicinity of the Anabama-Redan Fault Zone (Figure 6).
- Lower Eocene sands remain a uranium target to be further explored within palaeochannel features and comprises the Upper Sand and Lower Sand units of the Warina Sand (equivalent unit to the Eyre Formation of the Frome Embayment) (Figure 6).

Uranium enriched source rocks proximal and probable to the project area include:

- Hydrothermal vein uranium mineralisation within gneisses of the Willyama Supergroup, where uranium minerals are present as structurally-controlled uraniferous lodes within foliated migmatitic gneiss such as Radium Hill Uranium Field and the Victoria Hut uranium occurrence;
- Radiogenic granites from the Olary Domain where uranium minerals are present within veins and breccia veins within host Mesoproterozoic granites such as Crocker Well and Mount Victoria uranium deposits;
- Ordovician granites intruding the Adelaidean metasediments where uranium has been identified proximal to the granite margins of the Anabama Granite pluton and the Cromwell Granite, such as the Dark Horse uranium occurrence (Figure 7);

- Influence from hydrothermal, basement-derived, fault-localised, fluids during uranium precipitation in the sediments proximal to the Anabama-Redan Fault Zone/Escarpment.

Exploration program

Orpheus' exploration objective is to target sedimentary-hosted roll-front and/or tabular-style uranium mineralisation located within palaeochannel drainage features and along the buried escarpment of the northeast-southwest trending Anabama-Redan Fault.

- Orpheus will acquire passive seismic, ground gravity and electrical method surveys to constrain palaeochannel margins, map structures, determine the effects of faulting, and basement topography.
- Drilling of high priority targets at the existing five uranium occurrences located within ELA 2023/00054 Radium Hill South project; Mulga Dam, Gairloch, Kinloch Dam, Jones Dam and Lamberts.

Orpheus has commenced compiling existing datasets of the five uranium prospects: Mulga Dam, Gairloch, Kinloch Dam, Jones Dam and Lamberts, in preparation toward drilling. A Satellite Gas and Thermal Analysis Study is underway.

Tenure

Orpheus holds a 100% interest in EL 6960 Radium Hill South project that covers an area of 797 km². EL 6960 Radium Hill South project is located directly north of tenure recently awarded to Boss Energy Ltd (ASX: BOE announcement 3 October 2023).

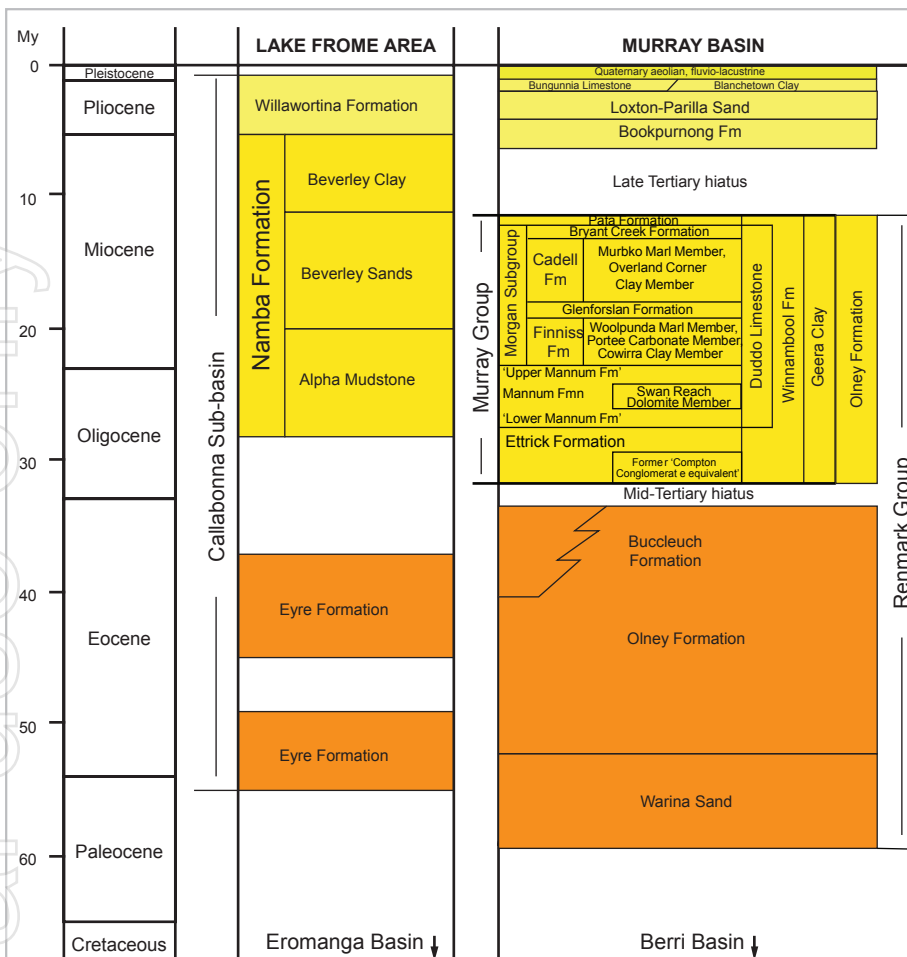


Figure 6 Cenozoic stratigraphy of the Lake Frome area and Murray-Darling Basin. Modified after Cowley and Barnett (2007), Skirrow (2009) and Whitehouse et al. (1999)⁶.

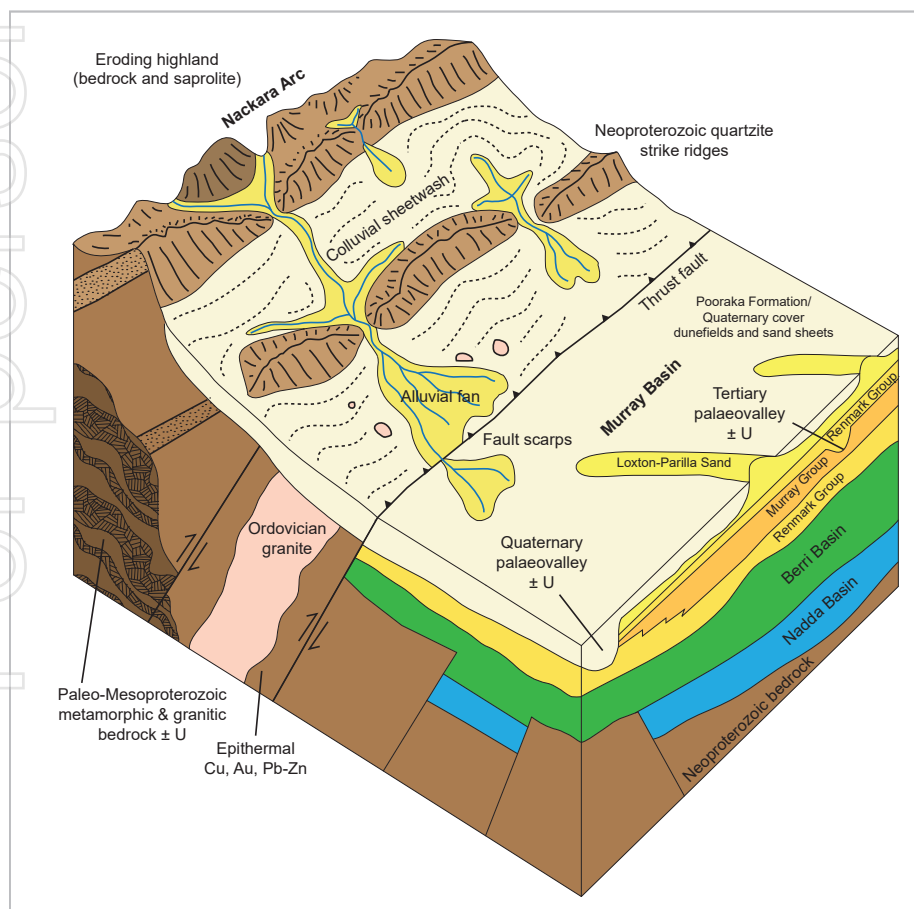


Figure 7 Block diagram summarising the geological components where the source of uranium is the Ordovician granites and Precambrian bedrock, eroding south into the Murray-Darling Basin. Sandstone-hosted uranium deposits are formed when oxidised uranium is precipitated from fluid flowing in permeable sandstones in the Southern Curnamona Province (after Roach, 2012).

⁶ Source: Roach, I.C., 2012. The Frome airborne electromagnetic survey, South Australia: implications for energy, minerals and regional geology. Geological Survey of South Australia, Report Book 2012/00003.

DIRECTORS' REPORT continued

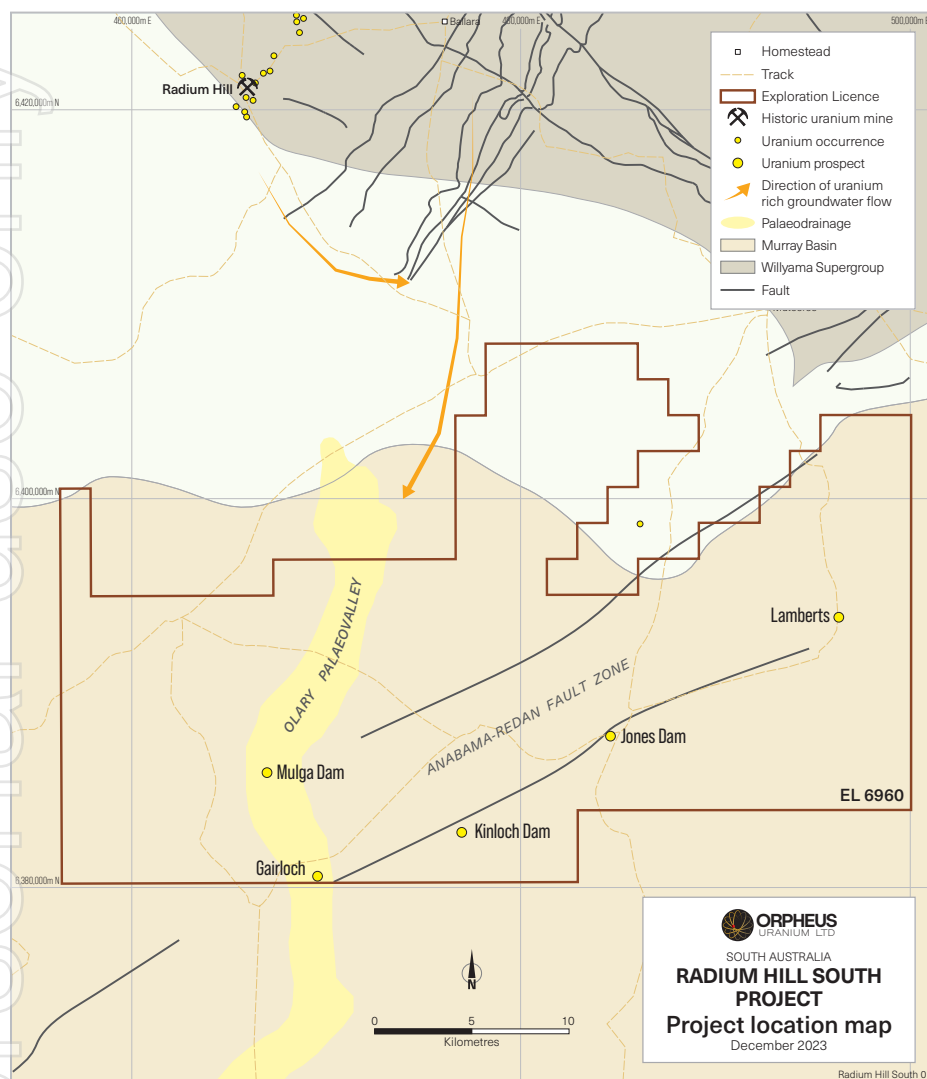


Figure 8 Radium Hill South project location and uranium occurrences, highlighting the five uranium occurrences located within the competitive licence application that was granted to Orpheus, located 20 km south of the Radium Hill Uranium Field.

DIRECTORS' REPORT continued

Mundaerno, South Australia

(Orpheus 100%)

Highlights

The Mundaerno project is considered highly prospective for sedimentary-hosted roll-front and tabular-style uranium mineralisation associated with Tertiary palaeochannels. The project is situated approximately 12 km south of the Honeymoon Uranium Mine and has the same palaeochannel feature, the Yarramba Palaeochannel that hosts the Honeymoon Uranium Mine (36 Mlbs contained U_3O_8), Yarramba (Jasons) deposit (11 Mlbs contained U_3O_8) held by Boss Energy Ltd (ASX: BOE) and the Saffron deposit (5.4 Mlbs contained U_3O_8) held by Marmota Limited (ASX: MEU) as well as other uranium occurrences. Refer to Figure 9.

Prospectivity

Previous exploration for uranium was limited to six wide-spaced drillholes in the 1970s that intersected weathered basement granite followed by a regional drilling campaign in 2011 which consisted of 14 vertical Aircore holes drilled ~500m apart along several very widely spaced traverses. Drillholes were sited to test an interpreted extension of the Yarramba Palaeochannel and intersected sand, silt and clay beds of the prospective cover sequence, including a basal sandy unit, into weathered basement which yielded a peak uranium value of 130 ppm U. A number of drillholes proposed, to target radiometric anomalies across palaeochannel features remain undrilled due to a downturn in the uranium market at that time.

Geology

The Mundaerno project is situated in the Southern Curnamona Province comprising Proterozoic metasediment and metavolcanic units of the Willyama Supergroup and Mesoproterozoic granites of the Bimbowrie Suite, including the Mundaerno Suite. Tertiary and Quaternary sediments lie directly on top of gneissic and granitic basement rocks with varying thickness.

Exploration Program

Orpheus' exploration objective is to delineate the margins of the Yarramba Palaeochannel via geomorphological reconstruction of the palaeochannel and palaeovalley surface, to locate suitable trap sites for sedimentary-hosted roll-front and/or tabular-style uranium mineralisation. The work program proposed for the Mundaerno project includes:

- Map the palaeosurface via acquisition of passive seismic, detailed ground gravity and electrical methods;
- Prospect scale geochemical sampling via direct measures of uranium (radon sampling, surface geochemical sampling); and
- Drilling of high priority targets within the Yarramba Palaeochannel.

Orpheus has commenced compiling and interpreting all existing datasets and a Satellite Gas and Thermal Analysis Study is underway.

Tenure

Orpheus holds a 100% interest in EL 6958 Mundaerno project that comprises two Blocks for a combined area of 294 km². The licence is contiguous with Boss Energy Ltd exploration licence, that hosts the Honeymoon Uranium Mine, situated 12 km to the north of the Mundaerno project (Figure 9).

DIRECTORS' REPORT continued

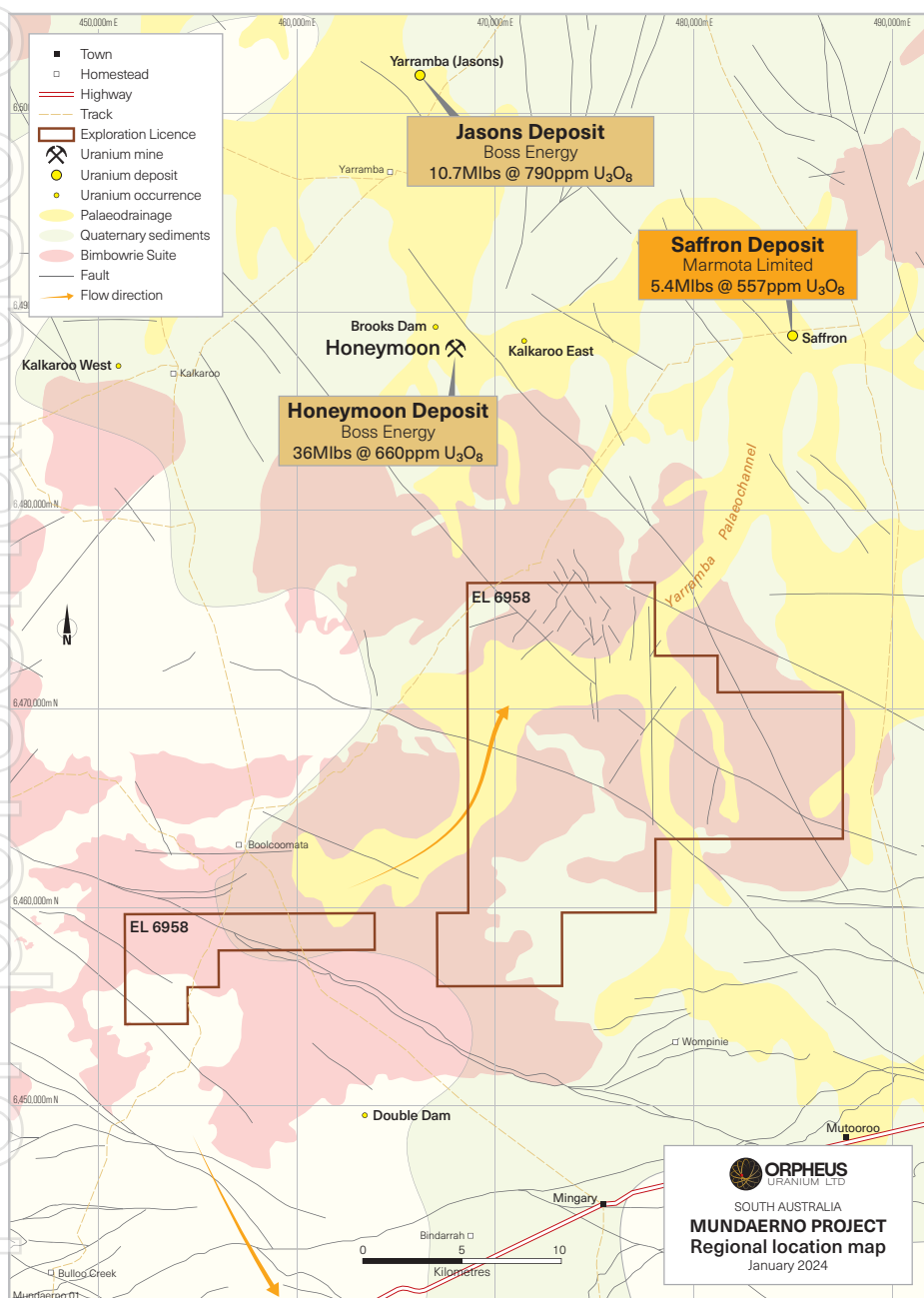


Figure 9 Mundaerno project location and nearby uranium occurrences, highlighting the headwaters of the Yarramba Palaeochannel directly underlain by Mesoproterozoic granitic basement, located just 12 km south of the Honeymoon Uranium Mine.

DIRECTORS' REPORT continued

Cummins, South Australia

(Orpheus 100%)

Highlights

The Cummins project comprises a single exploration licence (EL 6624), granted 23 July 2021 for a period of six years. The exploration target is sediment hosted uranium mineralisation developed within Tertiary sedimentary strata of the Cummins-Wanilla Basin on the southern Eyre Peninsula. The Basin is bounded to the east by the uplifted Lincoln Complex granitoids and gneisses that form the Koppio Hills and Marble Range.

Reviewed and interpreted drilling data was combined with the available geophysical datasets to produce a depth to basement model and a plan of interpreted structural features. The Cummins-Wanilla Basin is interpreted to occupy a south-southwest – north-northeast oriented palaeovalley in the south of EL 6624 that follows an arc to the west to form a broader northeast-southwest oriented basin in the northern portion of the EL.

A conceptual model of uranium bearing-fluid movement through the basin, from Proterozoic, uraniferous Dutton Suite granites to the north, through the Tertiary sequence of the Cummins-Wanilla Basin is presented (Figure 10).

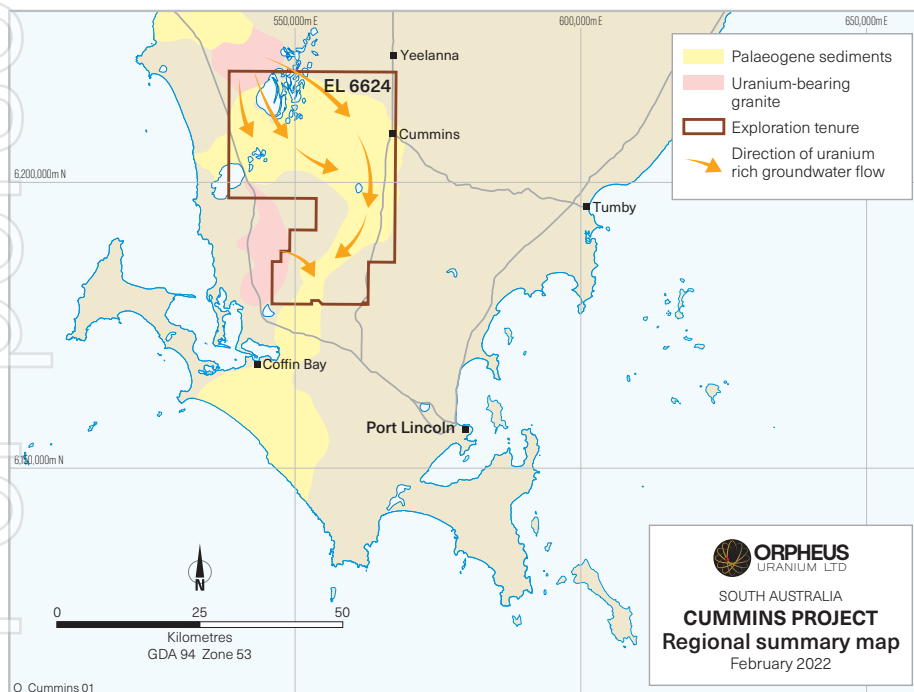


Figure 10 Cummins project conceptual model of uranium-bearing fluid movement from Proterozoic Dutton Suite granites in the north, southward through the Cummins-Wanilla Basin.

DIRECTORS' REPORT continued

Marree, South Australia

(Orpheus 100%)

Highlights

The Marree project is considered highly prospective for roll-front, sedimentary-hosted uranium mineralisation associated with Tertiary and/or Permian palaeochannels. The region is situated approximately 70 kilometres northwest of the significantly radiogenic region of the Mount Painter Uranium Field host to the Mount Gee hard rock uranium deposits and Beverley sediment-hosted Tertiary palaeochannel uranium deposits (Figure 11).

The mineralisation model at the Marree project comprises both sediment-hosted and silcrete-hosted uranium mineralisation within Tertiary sediments including the Eocene Eyre Formation and Miocene Namba Formation, both of which are known to host uranium mineralisation at Honeymoon and Beverley deposits. Locally, at the nearby Jubilee prospect, uranium mineralisation is contained within silicified sandstone units of the Eyre Formation, at shallow depths of ~25 metres within a palaeochannel feature.

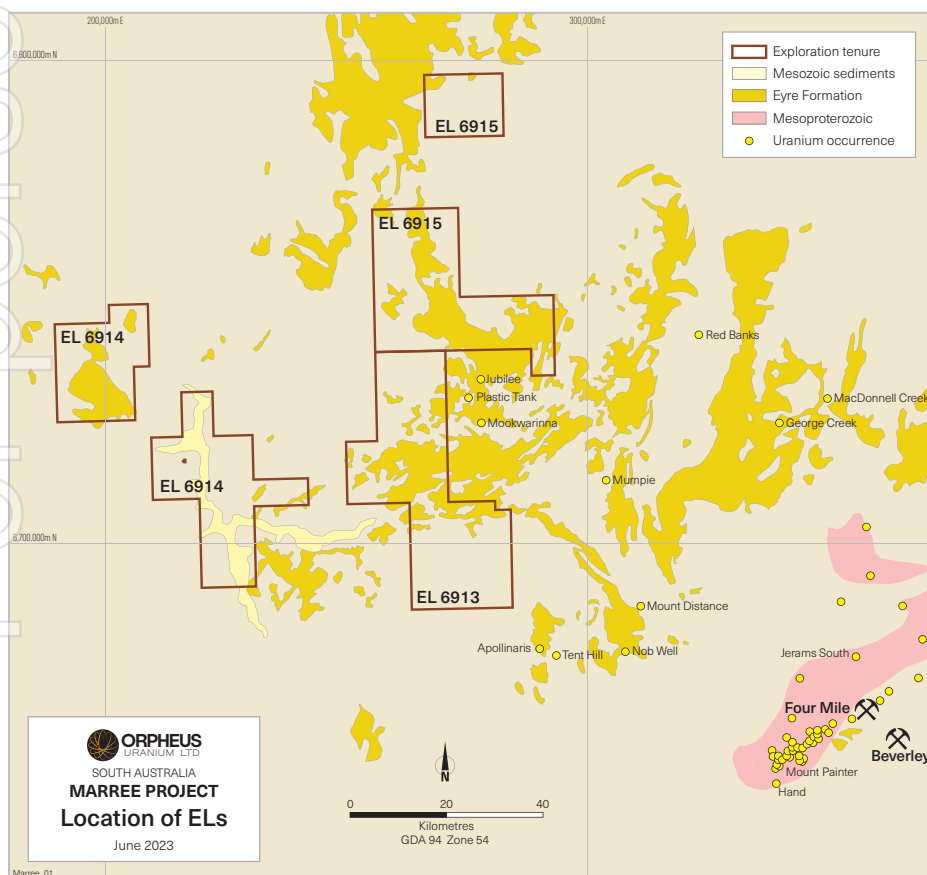


Figure 11 Marree project regional geology of the prospective Eyre Formation, with uranium deposits and occurrences.

DIRECTORS' REPORT continued

Mount Douglas, Northern Territory

(Orpheus 100%)

Highlights

The Mount Douglas project is located in the eastern flank of the Rum Jungle Mineral Field (RJMF) which was the first major uranium mining and processing centre in Australia. There are several uranium mineral occurrences in the Mount Douglas region, most of which are interpreted to be unconformity-style mineralisation which is the principal target in the project area.

The project area is largely covered by Paleoproterozoic sediments of the Mount Partridge Group (2,050 to 2,000 Ma) in the east, overlain by the South Alligator Group (2,000 to 1,860 Ma), in turn overlain by sediments of the Finniss River Group (1,860 to 1,850 Ma) to the west. The sediments comprise granite intrusions of the Cullen Batholith (1,850 to 1,800 Ma) (Figure 12).

The Mount Douglas area contains a fault-bound outlier of Middle Proterozoic arenite, considered an equivalent of settings associated with unconformity-style uranium mineralisation elsewhere in the Pine Creek Orogen. The project area features a 20km strike length of favourable geology (unconformity at the base of the Kombolgie Basal Conglomerate), uranium anomalism in surface samples and several areas of elevated radiometric responses that require further investigation. Up to 1,089ppm U has been returned from surface sampling of a haematitic ironstone band in the area.

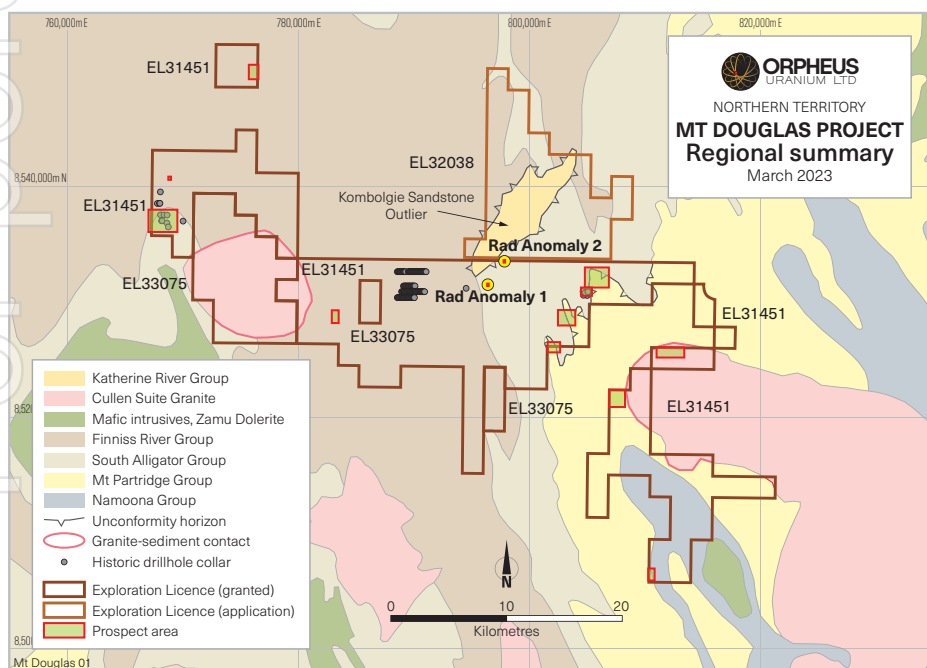


Figure 12 Mount Douglas project regional geology, with historic drill hole locations and identified prospect areas.

DIRECTORS' REPORT continued

LITHIUM, GOLD

Higginsville, Western Australia

(Orpheus 80%)

Orpheus holds an 80% interest in exploration licence E 15/1489 which hosts:

- the Darson pegmatite swarm;
- the Amorphous gold deposit; and
- the Footes Find gold prospect.

Lithium exploration – Darson Pegmatite Swarm

Drilling program

In April 2023, Orpheus completed a 30-hole, 3,246 m RC drilling program at the Darson prospect, near Higginsville, WA. The program targeted LCT Pegmatites on the basis of outcrop mapping and soil geochemistry.

Drilling succeeded in intersecting Pegmatitic rocks in all 30 drill holes. A total of 132 Pegmatitic intervals were logged across the 30 drill holes for a cumulative total of 431 metres of logged pegmatitic rock. The results were reported to the ASX: ORP announcement 17 April 2023.

Lithium intercepts generated by the 30-hole drilling program are low to medium grade. Ancillary elements such as caesium, tantalum and rubidium occurred at or above levels typically in commercial, Western Australian lithium deposits.

Amorphous Gold Deposit

The Amorphous gold deposit and the Footes Find gold prospect are located on E15/1489, to the northeast of the Darson Pegmatite Swarm. Orpheus first drilled the Amorphous gold deposit in 2017. Drilling has significantly increased the potential for a commercial gold deposit at Amorphous by demonstrating improved continuity of gold grades along a strike length of 800m.

Drilling results previously generated by Orpheus at the Amorphous Gold Deposit include:

Table 2 Amorphous deposit drill intercepts.

Drill Hole	Interval (m)	Grade (g/t gold)	From (m)
AMRC005	4	1.53	69
and	11	2.76	77
including	6	4.62	81
including	3	7.47	82
AMRC006	6	2.37	44
including	3	4.38	45
AMRC008	3	1.66	56
AMRC009	2	1.28	22
AMRC015	4	2.36	64
AMRC024	5	2.04	37

Gold mineralisation at Amorphous is typically hosted in an altered shear-zone within an easterly dipping gabbroic unit.

Previous exploration results were originally announced to the ASX on 21 November 2017.⁷

Joint Venture Agreement

The Higginsville project is governed by a joint venture agreement between Orpheus and Loded Dog Prospecting Pty Ltd titled "Eastern Goldfields New Joint Venture and Royalty Agreement". This JVA relates to exploration licence E15/1489. Orpheus holds an 80% interest and will sole fund joint venture activities through until completion of a bankable feasibility study and a decision to mine is made.

⁷ <https://www.argonautresources.com/site/pdf/d615514a-506c-425c-9be3-ca2a62215e55/Higginsville-Drilling-Update.pdf>

DIRECTORS' REPORT continued

COPPER

Murdie, South Australia

(Orpheus 100%)

The Murdie project is located in South Australia near the eastern margin of the Gawler Craton. The project area covers 1,015 square kilometres of highly prospective Olympic Domain geology and includes a number of discrete gravity anomalies that are located immediately south and east of the Torrens project and east of the Carrapateena mine (Figure 13). These anomalies represent high-density rock that could contain economic Iron-Oxide Copper-Gold (IOCG) deposits.

Orpheus holds a 100% interest in the Murdie project.

Authorisations

Authority under the Aboriginal Heritage Act

The Company holds all permits necessary to undertake exploration works at Murdie.

Operational approval

The 'Exploration Program for Environment Protection and Rehabilitation' for ongoing exploration activities including ground gravity surveys and diamond drilling at exploration licences 5937 and 5945 was approved under the South Australian Mining Act in January 2020.

The approval allows for up to 200 deep diamond drill holes into a string of large and prospective IOCG anomalies from nearshore and offshore locations on the salt crust of Lake Torrens.

Native Title Access

In 2018, the South Australian ERD Court granted native title authority to enter and undertake mining operations (exploration) within the area of EL5937 and EL5945.

Torrens, South Australia

(Orpheus 100%)

Highlights

Orpheus's 100% held subsidiary, Kelaray Pty Ltd received Ministerial Consent from the Government of South Australia on 22 September 2023, for the transfer of 70% interest in the Torrens project exploration licence EL 6407, previously held by Straits Exploration (Australia) Pty Ltd, a subsidiary of Aeris Resources Ltd (ASX: AIS). This transfer sees Orpheus take a commanding land position in the highly prospective Olympic Domain near the eastern margin of the Gawler Craton.

Kelaray now holds 100% interest in the Torrens project in South Australia, subject to the Tenement Sale and Purchase Agreement with Straits Exploration (Australia) Pty Ltd in return for a 2.5% net smelter royalty on future production.

The Torrens Joint Venture project is located within the globally recognised Olympic Domain, at the eastern margin of South Australia's Gawler Craton, within 40 kilometres of BHP Group's Oak Dam copper discovery, 50 kilometres of OZ Minerals' Carrapateena copper-gold deposit and 75 kilometres from BHP's Olympic Dam mine. BHP's recent discovery at Oak Dam has confirmed the validity of the Torrens target and the copper endowment of the Eastern Gawler Craton.

Torrens Anomaly

The Torrens anomaly is a coincident magnetic and gravity anomaly with a footprint larger than that of Olympic Dam. The anomaly is located at the Torrens Hinge Zone, a continent-scale zone of crustal weakness that appears to have been a conduit for mineralising fluids from the Earth's mantle.

Drilling at Torrens to date has confirmed the existence of a major IOCG mineralising system beneath several hundred metres of sedimentary cover. Further drilling is required to intercept the modelled copper-gold mineralisation. In the event of a discovery, the Torrens anomaly has the scale to host a world-class copper-gold deposit.

DIRECTORS' REPORT continued

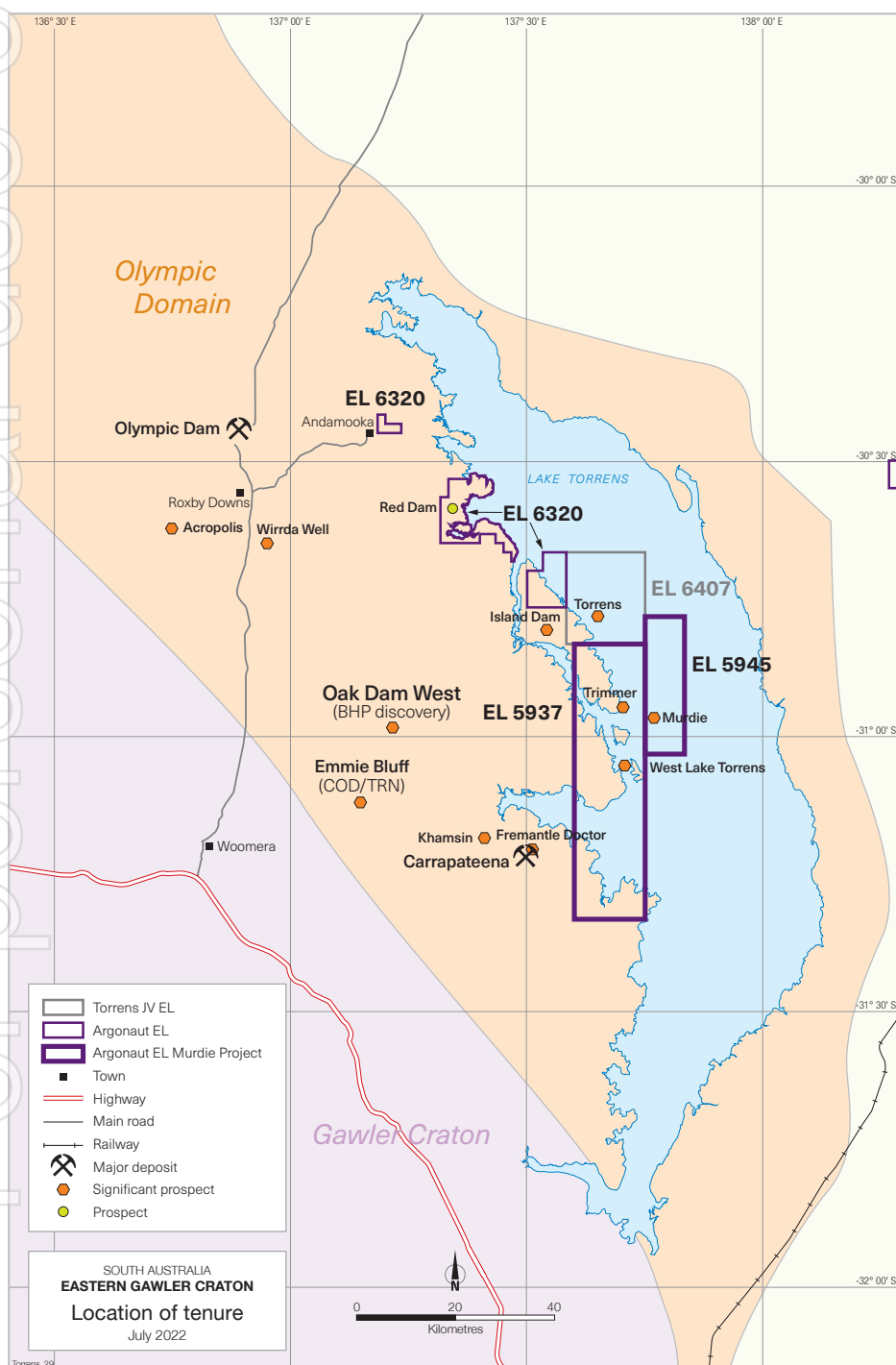


Figure 13 Lake Torrens exploration licences.

DIRECTORS' REPORT continued

Red Dam, South Australia

(Orpheus 100%)

Orpheus holds exploration licence EL6320 located adjacent to the Torrens project (Figure 13). The 198 square kilometre licence area is in three parts and encompasses the Red Dam IOCG target that was previously identified by WMC. The licence areas were relinquished by BHP prior to the announcement of the Oak Dam West discovery (November 2018).

Orpheus has assessed the relevant, historical drill core and conducted a ground gravity survey in 2020 to improve resolution for geophysical modelling and target generation.

Lumwana West, Zambia

(Orpheus 90%)

Highlights

During January 2022, Orpheus became aware that Large-scale Exploration Licence 22399-HQ-LEL, Lumwana West, was not renewed by the Zambian Government as expected. This licence area contains the Nyungu deposit.

At the time of the purported cancellation, the Company's 90% held subsidiary, Mwombezhi Resources Ltd, was operating in full compliance with all licence conditions and other regulatory requirements.

Orpheus's Zambian lawyers identified procedural errors in both the non-renewal of 22399-HQ-LEL and the grant of a new licence over the Lumwana West area to a newly registered company.

Orpheus had a history of raising and investing significant amounts of money in the rigorous exploration and evaluation of the Lumwana West licence area, particularly the Nyungu deposit. The Company had commenced the fast-tracking of a feasibility study into a commercial mining operation at the site via a team of internationally recognised experts. It would appear to be against the national interests of Zambia to stop this process.

Prior to the period, the Zambian Minister of Mines refused an appeal by Mwombezhi against the grant of a new licence over the Lumwana West area in North-western Zambia. The Company notes that an appeal to the Minister of Mines is the first of three forms of relief available to aggrieved parties under the Zambian Mining Act. The second process is an appeal against the Minister's decision to the Mining Appeals Tribunal.

On 3 April 2023, Mwombezhi filed an Appeal to the Mining Appeals Tribunal and, on 6 June 2023, Mwombezhi made an application to the Zambian High Court to expedite the relief sought.

On 20 June 2023, the Zambian High Court made an order staying the cancellation of the Lumwana West licence and grant of a new licence over the same area, thus protecting Orpheus's interest.

Legal action by Orpheus is aimed at the reinstatement of the Lumwana West exploration licence to Mwombezhi Resources Ltd. The Company notes that the timeframe for legal processes currently underway in Zambia is uncertain and that an outcome is expected in two to 12 months. Orpheus is ready to continue a fast-tracked feasibility study in the event the Lumwana West licence is reinstated.

Kamapanda, Zambia

(Orpheus 90%)

The Kamapanda project is located in the Central African Copperbelt, North-western Province, Zambia (Figure 14). The large-scale exploration licence covers an area of 225 square kilometres and extends to the Angolan border. The area is remote, with limited access and is largely underexplored.

The area is situated adjacent to the Domes Region, on the southwestern flank of the Kabompo Dome and is prospective for copper-cobalt mineralisation within units of the Lower Roan Group of the Katanga Supergroup.

Orpheus via its 90% held subsidiary, Sunrise Exploration and Mining Limited has been successful in acquiring the licence and has received operational approvals and consent from Zambian authorities to commence exploration activities.

A program of regional stream sediment sampling is planned to outline both gold and copper potential. Expenditure at Kamapanda is on hold pending the reinstatement of the Lumwana West licence.

DIRECTORS' REPORT continued

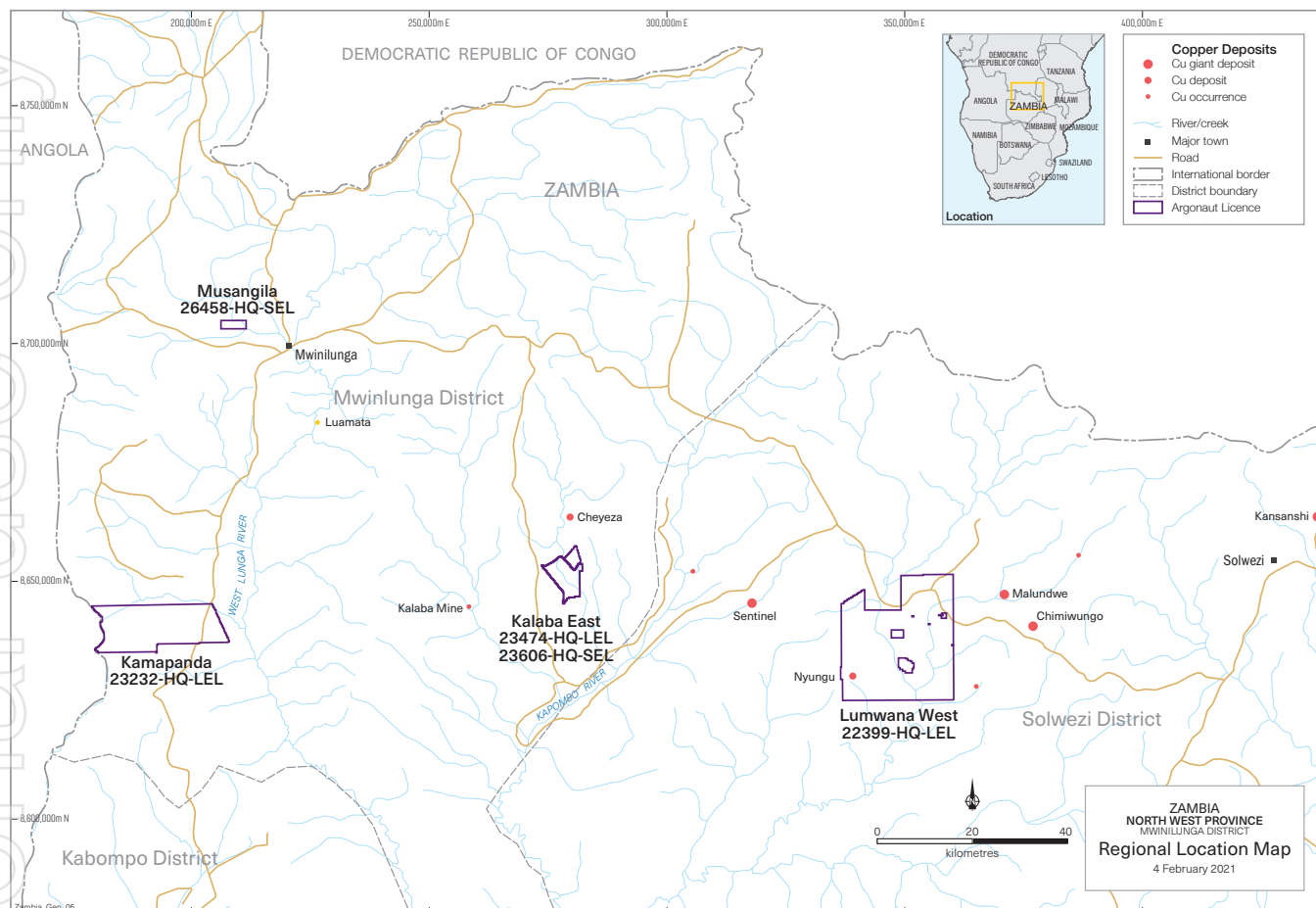


Figure 14 Lumwana West, Kamapanda, Kalaba East and Musangila project location, Zambia.

Kalaba East, Zambia

(Orpheus 90%)

The Kalaba East project is located in the Central African Copperbelt, North-western Province, Zambia (Figure 14). The area is prospective for large tonnage, low to medium grade copper-cobalt deposits.

The Kalaba East project lies adjacent to ARC Minerals' recent Cheyeza East Prospect and Muswema North Prospect discovery and west of the world-class copper mine Sentinel, operated by First Quantum Minerals (Figure 14). At Cheyeza East, ARC Minerals intercepted 18m at 2.35% copper and 39m at 1.47% copper.

Orpheus via its 90% held subsidiary, Sunrise Exploration and Mining Limited holds Large Scale Exploration Licence 23474-HQ-LEL Kalaba East and has received operational approvals and consent from Zambian authorities to commence exploration activities.

Orpheus plans to conduct a regional geochemical sampling program at Kalaba East. Expenditure at Kalaba East is on hold pending the reinstatement of the Lumwana West licence.

Musangila, Zambia

(Orpheus 90%)

The Musangila project is located in the Central African Copperbelt, North-western Province, Zambia (Figure 14). The area is prospective for large tonnage, low to medium grade copper-cobalt deposits and alluvial gold.

The area is situated adjacent to the Domes Region, on the northwestern flank of the Kabompo Dome and is prospective for copper-cobalt mineralisation within units of the Lower Roan Group of the Katanga Supergroup.

Orpheus via its 90% held subsidiary, Sunrise Exploration and Mining Limited has been successful in acquiring the licence and is waiting for operational approvals and consent from Zambian authorities to commence exploration activities.

Orpheus plans to conduct a geochemical sampling program followed by RC drilling. Expenditure on field activities at Musangila is on hold pending the reinstatement of the Lumwana West licence.

Kroombit, Queensland

(Orpheus 100%)

Orpheus holds a 100% interest in the Kroombit zinc-copper deposit in Central Queensland via its interest in ML5631 and MDL2002. Mining on ML5631 is subject to a 2% net smelter royalty, payable to Aeris Resources Ltd.

MDL2002 has been renewed by the Queensland Government Department of Resources for a further five years to 31 August 2026.

On 11 June 2009 Orpheus announced a maiden resource estimation for the Kroombit deposit. The Indicated and Inferred Resources at Kroombit comprise:

- a Zinc Resource of 5.2 million tonnes at 1.9% zinc and 0.15% copper using a cut-off of 1.0% Zn, for 98,800 tonnes of zinc and 7,800 tonnes of copper; and
- a Copper Resource of 0.9 million tonnes at 1.0% copper at a cut-off of 0.5% Cu for 9,000 tonnes of copper.

In addition, Exploration Results are reported comprising a defined Exploration Potential of between:

- 1 million and 1.5 million tonnes at 1.5% to 2.0% zinc, and between
- 0.5 million and 1 million tonnes at 0.7% to 1.3% copper.

Orpheus plans to capitalise on its Kroombit holding at a time of higher zinc prices. No field-based work was undertaken at Kroombit during the reporting period.

Aroona, South Australia

(Orpheus 100%)

The Aroona project is prospective for zinc-silicate (willemite) mineralisation in the locally endowed carbonate units of the Wilkawillina Limestone, adjacent to the Aroona fault which hosts numerous willemite occurrences along trend, including the Aroona, Aroona and Reliance deposits.

Field work has been regional in scope and includes mapping, airborne geophysics and minor rock chip sampling targeting the NW Aroona prospect, showing potential hematite alteration identified from Landsat/Aster imagery.

Orpheus holds a 100% interest in EL 6199. No field-based work was undertaken at Aroona during the reporting period.

Corporate

On 30 April 2023 Orpheus's long-serving CEO and Director, Lindsay Owler gave notice under his service agreement with Orpheus. Mr Owler concluded his employment on 31 July 2023. On 20 June 2023 Orpheus appointed Michael Robert Billing (Mick) as an Executive Director of the Company, effective immediately. Mr Billing was appointed to the position of Executive Chairman on 24 October 2023.

On 3 July 2023, Orpheus announced a Placement for the issue of approximately 954.3 million new fully paid ordinary shares, the Placement raised ~\$477,000. On 29 August 2023, Mr Richard Willson was appointed as Company Secretary.

Reported in the June 2023 Quarterly Report on 31 July 2023, the directors advised that following review of exploration strategy and projects by the board of Orpheus, the Company announced that it had elected to shift its strategic direction to focus principally on its Australian uranium assets.

On 20 September 2023, Orpheus held a General Meeting to seek shareholder approval for a consolidation of capital, resulting in one share held for each 100-pre-consolidation shares held ("Consolidation"). The consolidation was approved by shareholders.

Following the shareholder meeting, on 25 September 2023, the Company announced a fully underwritten entitlement offer, at the same effective Offer Price as the Placement on a post consolidation basis of \$0.05 per share. The Entitlement Offer closed on 17 October 2023 raising ~\$3.66 million before costs associated with the issue. Consistent with this shift in strategy, minority shareholders in majority-owned subsidiary Orpheus Minerals Limited were offered shares in Orpheus on a 1-for-1 basis with the parent ownership of the subsidiary moving to 95.5%. The final minority shareholding in Orpheus Minerals was acquired on 19 December 2023, following the purchase of the remaining 1,000,000 shares. Orpheus Minerals Limited became a 100% owned subsidiary of Orpheus on 19 December 2023.

On 25 October 2023, Mr Patrick Elliott and Mr Andrew Bursill retired as directors of the Company. Mr Billing advised that Mr Elliott and Mr Bursill had been instrumental in guiding the activities of Orpheus over many years and were thanked for their contribution. Following the retirement of Mr Elliott and Mr Bursill, Mr Simon Mitchell and Mr Richard Willson were appointed as non-executive directors of the Company.

DIRECTORS' REPORT continued

On 17 November 2023 the Company announced that the registered office and principal place of business has changed to 79 King William Road, Unley, South Australia 5061.

On 8 December 2023 Mr Todd Williams was appointed as a non-executive director of the Company.

At the Annual General Meeting, held on 28 November 2023, the Company received shareholder approval to change its constitution and to change the company name to Orpheus Uranium Limited.

On 21 December 2023, the Company announced that it had successfully raised \$3.25 million via a share placement to institutional, sophisticated and professional investors at A\$0.09 per share representing approximately 36.1 million new fully-paid ordinary shares. The Company advised that the proceeds from both capital raisings were to be used to fund exploration of the Company's uranium projects in South Australia and the Northern Territory, general working capital and the Offer costs.

About Orpheus

Orpheus Uranium Limited is an Australian Securities Exchange listed exploration company.

At the AGM held on 28 November 2023 shareholders voted to accept the change of name of the company to Orpheus Uranium Limited. On 9 December 2023 the name was officially changed to Orpheus Uranium NL. On 21 February 2024 the name of the Company changed to Orpheus Uranium Limited after the end of the statutory period to change the type of company. On 22 February 2024 the Ticker Code on the ASX changed to ORP.

The strategic direction of the Company is to focus principally on its Australian uranium assets, and the Company has acquired and commenced activities on, an extensive suite of highly prospective uranium licences in South Australia and the Northern Territory, both jurisdictions which allow uranium mining and processing.



Figure 15 Location map of uranium assets owned by Orpheus located in South Australia and Northern Territory.

DIRECTORS' REPORT continued

Sections of information contained in this report that relate to Exploration Results were compiled or reviewed by Miss Bethany Lawrence BScAppGeol(Hons), MAIG, GIA(Aff), CG(Aff) who is a Member of the Australian Institute of Geoscientists and is a full-time employee of Orpheus Uranium Limited. Miss Lawrence holds shares in Orpheus Uranium Limited. Miss Lawrence has sufficient experience which is relevant to the style of mineral deposits under consideration and to the activity which she is undertaking to qualify as a Competent Person as defined in the 2012 edition of the "Australasian Code for Reporting of Mineral Resources and Ore Reserves". Miss Lawrence consents to the inclusion in this report of the matters based on this information in the form and context in which it appears.

The information regarding Resource definition and Exploration Potential for the Kroombit deposit is extracted from a report entitled "Maiden resource estimate announced for Queensland zinc-copper project". This report was released on 11 June 2009 and is available to view on www.asx.com.au. The company confirms that it is not aware of any new information or data that materially affects the information included in the original market announcement and, in the case of estimates of Mineral Resources or Ore Reserves that all material assumptions and technical parameters underpinning the estimates in the relevant market announcement continue to apply and have not materially changed. The company confirms that the form and context in which the Competent Person's findings are presented have not been materially modified from the original market announcement.

Significant changes in the state of affairs

Apart from the corporate changes outlined above, there were no significant changes in the state of affairs of the consolidated entity during the financial half-year.

Matters subsequent to the end of the financial half-year

On 21 February 2024 the name of the company was changed to Orpheus Uranium Limited. The ticker code for Orpheus was changed to ORP on 22 February 2024. The Company relaunched a new website on the same day.

No other matter or circumstance has arisen since 31 December 2023 that has significantly affected, or may significantly affect the consolidated entity's operations, the results of those operations, or the consolidated entity's state of affairs in future financial years.

Auditor's independence declaration

A copy of the auditor's independence declaration as required under section 307C of the Corporations Act 2001 is set out immediately after this directors' report.

This report is made in accordance with a resolution of directors, pursuant to section 306(3)(a) of the Corporations Act 2001.

On behalf of the directors



Michael Robert Billing

Executive Chairman

13 March 2024

AUDITOR'S INDEPENDENCE DECLARATION



**Building a better
working world**

Ernst & Young
121 King William Street
Adelaide SA 5000 Australia
GPO Box 1271 Adelaide SA 5001

Tel: +61 8 8417 1600
Fax: +61 8 8417 1775
ey.com/au

Auditor's independence declaration to the directors of Orpheus Uranium Limited

As lead auditor for the review of the half-year financial report of Orpheus Uranium Limited for the half-year ended 31 December 2023, I declare to the best of my knowledge and belief, there have been:

- a. No contraventions of the auditor independence requirements of the *Corporations Act 2001* in relation to the review;
- b. No contraventions of any applicable code of professional conduct in relation to the review; and
- c. No non-audit services provided that contravene any applicable code of professional conduct in relation to the review.

This declaration is in respect of Orpheus Uranium Limited and the entities it controlled during the financial period.

Ernst & Young

L A Carr
Partner
13 March 2024

FINANCIAL REPORT

Contents

Statement of profit or loss and other comprehensive income	27
Statement of financial position	28
Statement of changes in equity	29
Statement of cash flows	30
Notes to the financial statements	31
Directors' declaration	42
Independent auditor's review report to the members of Orpheus Uranium Limited	43

General information

The financial statements cover Orpheus Uranium Limited as a group consisting of Orpheus Uranium Limited and the entities it controlled at the end of, or during, the half-year.

At the AGM held on 28 November 2023 shareholders voted to accept the change of name of the company to Orpheus Uranium Limited. On 9 December 2023 the name was officially changed to Orpheus Uranium NL. On 21 February 2024 the name of the Company changed to Orpheus Uranium Limited after the end of the statutory period to change the type of company. On 22 February 2024 the Ticker Code on the ASX changed to ORP.

The financial statements are presented in Australian dollars (rounded to the nearest dollar), which is Orpheus Uranium Limited's functional and presentation currency.

Orpheus Uranium Limited is a listed public company limited by shares, incorporated and domiciled in Australia. Its registered office and principal place of business is:

79 King William Road
Unley SA 5061

Telephone: +61 8 8231 0381

A description of the nature of the consolidated entity's operations and its principal activities are included in the notes to the financial statements.

The financial statements were authorised for issue, in accordance with a resolution of directors, on 13 March 2024.

Statement of profit or loss and other comprehensive income

For the half-year ended 31 December 2023

Orpheus Uranium Limited – formerly Argonaut Resources NL Statement of profit or loss and other comprehensive income For the half-year ended 31 December 2023

		Consolidated	
	Note	31 Dec 2023 \$	31 Dec 2022 \$
Other revenue	3	82,597	960,289
Expenses			
Employee benefits expense	4	(272,816)	(655,750)
Office administration expenses		(99,958)	(71,623)
Depreciation and amortisation expense	4	(9,519)	(8,388)
Exploration costs expensed		(37,631)	(99,966)
Finance expense	7	(2,810)	-
Foreign exchange		9,209	(34,770)
Share based payments	9	(415,094)	-
Other expenses	4	(337,410)	(1,179,097)
Loss before income tax expense		(1,083,432)	(1,089,305)
Income tax expense		-	-
Total comprehensive loss for the period		(1,083,432)	(1,089,305)
Loss is attributable to:			
- Owners of Orpheus Uranium Limited		(1,066,636)	(867,397)
- Non-controlling interests		(16,796)	(221,908)
Total comprehensive Loss for the half-year attributable to the owners of Orpheus Uranium Limited		<u>(1,066,636)</u>	<u>(867,397)</u>
		Cents	Cents
Basic earnings / (loss) per share	13	(0.69)	(1.80)
Diluted earnings / (loss) per share	13	(0.69)	(1.80)

The above statement of profit or loss and other comprehensive income should be read in conjunction with the accompanying notes.

Statement of financial position

As at 31 December 2023

Orpheus Uranium Limited – formerly Argonaut Resources NL Statement of financial position As at 31 December 2023

		Consolidated	
	Note	31 Dec 2023	30 Jun 2023
		\$	\$
Assets			
Current assets			
Cash and cash equivalents		5,302,735	328,700
Trade and other receivables		48,755	162,557
Other receivables		33,277	9,107
Total current assets		<u>5,384,767</u>	<u>500,364</u>
Non-current assets			
Property, plant and equipment		13,783	24,687
Exploration and evaluation	5	3,557,655	3,247,114
Right of Use assets	6	218,936	-
Total non-current assets		<u>3,790,374</u>	<u>3,271,801</u>
Total assets		<u>9,175,141</u>	<u>3,772,165</u>
Liabilities			
Current liabilities			
Trade and other payables		266,484	912,134
Employee benefits		54,388	458,684
Lease liability	7	70,043	-
Total current liabilities		<u>390,915</u>	<u>1,370,818</u>
Non-Current liability			
Employee benefits		26,012	15,240
Lease liability	7	150,955	-
Total non-current liability		<u>176,967</u>	<u>15,240</u>
Total liabilities		<u>567,882</u>	<u>1,386,058</u>
Net assets		<u>8,607,259</u>	<u>2,386,107</u>
Equity			
Issued capital	8	72,546,175	65,509,431
Reserves	9	3,146,953	2,244,219
Accumulated losses		(67,085,869)	(66,019,233)
		<u>8,607,259</u>	<u>1,734,417</u>
Non-controlling interest		-	651,690
Total equity		<u>8,607,259</u>	<u>2,386,107</u>

The above statement of financial position should be read in conjunction with the accompanying notes.

Statement of changes in equity

For the half-year ended 31 December 2023

Orpheus Uranium Limited – formerly Argonaut Resources NL

Statement of changes in equity

For the half-year ended 31 December 2023

Consolidated	Contributed equity \$	Non-Controlling interest \$	Share based payments reserve \$	Accumulated losses \$	Total equity \$
Balance at 1 July 2022	62,397,779	269,949	2,244,219	(64,095,931)	816,016
Loss after income tax expense for the half-year	-	-	-	(867,397)	(867,397)
Loss attributable to non-controlling interests	-	(221,908)	-	-	(221,908)
Other comprehensive income for the half-year, net of tax	-	-	-	-	-
Total comprehensive loss for the half-year	-	(221,908)	-	(867,397)	(1,089,305)
Transactions with owners in their capacity as owners:					
Contributions of equity, net of Transaction costs	3,111,652	-	-	-	3,111,652
Share based payments	-	600,000	-	-	600,000
Balance at 31 December 2022	<u>65,509,431</u>	<u>648,041</u>	<u>2,244,219</u>	<u>(64,963,328)</u>	<u>3,438,363</u>

Consolidated	Contributed equity \$	Non-Controlling interest \$	Reserve accounts \$	Accumulated losses \$	Total equity \$
Balance at 1 July 2023	65,509,431	651,690	2,244,219	(66,019,233)	2,386,107
Loss after income tax expense for the half-year	-	-	-	(1,066,636)	(1,066,636)
Loss attributable to non-controlling interests	-	(16,796)	-	-	(16,796)
Other comprehensive income for the half-year, net of tax	-	-	-	-	-
Total comprehensive loss for the half-year	-	(16,796)	-	(1,066,636)	(1,083,432)
Transactions with owners in their capacity as owners:					
Contributions of equity, net of Transaction costs	6,666,744	-	-	-	6,666,744
Purchase of Orpheus Minority Interests	370,000	(370,000)	-	-	-
Transfer to the Orpheus Shareholder Reserve	-	(264,894)	264,894	-	-
Share based payments	-	-	637,840	-	637,840
Balance at 31 December 2023	<u>72,546,175</u>	<u>-</u>	<u>3,146,953</u>	<u>(67,085,869)</u>	<u>8,607,259</u>

The above statement of changes in equity should be read in conjunction with the accompanying notes.

Statement of cash flows

For the half-year ended 31 December 2023

Orpheus Uranium Limited – formerly Argonaut Resources NL
Statement of cash flows
For the half-year ended 31 December 2023

	31 Dec 2023	31 Dec 2022
	\$	\$
Cash flows from operating activities		
Payments to suppliers and employees	(1,647,713)	(1,805,225)
Interest received	23,101	13,676
Net cash used in operating activities	(1,624,612)	(1,791,549)
Cash flows from investing activities		
Payments for exploration and evaluation	(310,541)	(696,447)
ATO – Research and Development tax receipt	-	946,613
Net cash (used in) / from investing activities	(310,541)	250,166
Cash flows from financing activities		
Ordinary shares issued	7,385,248	3,209,513
Share issue transaction costs	(476,060)	(97,861)
Loan from related parties	-	100,000
Net cash from financing activities	6,909,188	3,211,652
Net increase in cash and cash equivalents	4,974,035	1,670,269
Cash and cash equivalents at the beginning of the financial half year	328,700	482,742
Cash and cash equivalents at the end of the financial half year	5,302,735	2,153,011

The above statement of cash flows should be read in conjunction with the accompanying notes.

Notes to the Financial Statements

For the year ended 31 December 2023

Orpheus Uranium Limited – formerly Argonaut Resources NL **Notes to the financial statements** **31 December 2023**

Note 1. Significant accounting policies

These general purpose financial statements for the interim half-year reporting period ended 31 December 2023 have been prepared in accordance with Australian Accounting Standard AASB 134 'Interim Financial Reporting' and the Corporations Act 2001, as appropriate for for-profit oriented entities. Compliance with AASB 134 ensures compliance with International Financial Reporting Standard IAS 34 'Interim Financial Reporting'.

These general purpose financial statements do not include all the notes of the type normally included in annual financial statements. Accordingly, these financial statements are to be read in conjunction with the annual report for the year ended 30 June 2023 and any public announcements made by the company during the interim reporting period in accordance with the continuous disclosure requirements of the Corporations Act 2001.

The principal accounting policies adopted are consistent with those of the previous financial year and corresponding interim reporting period, unless otherwise stated.

New or amended Accounting Standards and Interpretations adopted.

The consolidated entity has adopted all of the new or amended Accounting Standards and Interpretations issued by the Australian Accounting Standards Board ('AASB') that are mandatory for the current reporting period.

Any new or amended Accounting Standards or Interpretations that are not yet mandatory have not been early adopted.

Orpheus Uranium Limited – formerly Argonaut Resources NL
Notes to the financial statements
31 December 2023

Note 1. Significant accounting policies (continued)

Going concern

The interim financial report has been prepared on the going concern basis, which assumes continuity of normal business activities and realisation of assets and settlement of liabilities in the ordinary course of business. The consolidated entity has incurred net losses after tax of \$1,083,432 (2022: \$1,089,305) and had net cash outflows from operating and investing activities of \$1,935,153 (2022: \$1,541,383) for the period ended 31 December 2023. The consolidated entity had a net current asset position at 31 December 2023 of \$5,384,767 (June 2022: net current liability position of \$870,454).

As at 31 December 2023, the Directors have prepared a cash flow forecast which indicates that the consolidated entity has sufficient funds to meet its minimum expenditure commitments and support its current level of corporate overheads for a period of at least 12 months from the date of signing this financial report. The consolidated entity has overseen two successful capital raises in the last six months raising gross \$7,385,248.

However, noting the nature and uncertainty associated with exploration, and the planned expenditure program, while the Group will not be required to raise further funds in the short term, further funding may be required within the twelve-month window from the date of signing the financial report. The Directors believe should this need arise, the Company will be able to raise further funds through equity raises to support its ongoing exploration program. Accordingly, the Directors consider it appropriate to prepare the financial statements on the going concern basis.

Should the consolidated entity be unsuccessful in raising additional funding as and when required, a material uncertainty would exist that may cast significant doubt on the ability of the Group to continue as a going concern and, therefore, whether it will realise its assets and settle its liabilities in the ordinary course of business.

The financial statements do not include adjustments relating to the recoverability and classification of recorded assets amounts nor to the amounts and classification of liabilities that might be necessary should the consolidated entity not continue as a going concern.

Leases

The Group assesses at contract inception whether a contract is, or contains, a lease. That is, if the contract conveys the right to control the use of an identified asset for a period-of-time in exchange for consideration. The Company entered into one lease during the financial year. This lease relates to the office premises in Unley, South Australia, which commenced in November 2023.

Group as a lessee. The Group applies a single recognition and measurement approach for all leases. The Group recognises lease liabilities to make lease payments and right-of-use assets representing the right to use the underlying assets.

Right-of-use assets. The Group recognises right-of-use assets at the commencement date of the lease (i.e., the date the underlying asset is available for use). Right-of-use assets are measured at cost, less any accumulated amortisation and impairment losses, and adjusted for any remeasurement of lease liabilities. The cost of right-of-use assets includes the amount of lease liabilities recognised, initial direct costs incurred, and lease payments made at or before the commencement date less any lease incentives received. Right-of-use assets are amortised on a straight-line basis over the lease term. The term of the lease agreement is three years, with an option to extend by two years. As the option period is likely to be exercised, the right-of-use asset has been amortised over the total term of five years.

Lease liabilities. At the commencement date of the lease, the Group recognises lease liabilities measured at the present value of lease payments to be made over the lease term. The lease payments include fixed payments (including in substance fixed payments) less any lease incentives receivable, variable lease payments that depend on an index or a rate, and amounts expected to be paid under residual value guarantees. The lease payments also include the exercise price of a purchase option reasonably certain to be exercised by the Group and payments of penalties for terminating the lease, if the lease term reflects the Group exercising the option to terminate. In calculating the present value of lease payments, the Group uses its incremental borrowing rate at the lease commencement date because the interest rate implicit in the lease is not readily determinable. After the commencement date, the amount of lease liabilities is increased to reflect the accretion of interest and reduced for the lease payments made. In addition, the carrying amount of lease liabilities is remeasured if there is a modification, a change in the lease term, a change in the lease payments (e.g., changes to future payments resulting from a change in an index or rate used to determine such lease payments) or a change in the assessment of an option to purchase the underlying asset.

Orpheus Uranium Limited – name to be changed to Orpheus Uranium Limited
Notes to the financial statements
31 December 2023

Note 2. Operating segments

Identification of reportable operating segments

The Chief Operating Decision Maker (CODM) reviews only direct exploration expenditure. As such no segment results or revenues are separately disclosed. The accounting policies adopted for internal reporting to the CODM are consistent with those adopted in the financial statements.

The information reported to the CODM is on a monthly basis.

Segment assets

Segment assets are those operating assets of the entity that the CODM views as directly attributing to the performance of the segment. These are the mining and exploration assets.

Where an asset is used across multiple segments, the asset is allocated to the segment that receives the majority of economic value from the asset. In the majority of instances, segment assets are clearly identifiable on the basis of their nature and physical location.

Corporate office activities

Corporate office activities comprise of non-segmental revenues and expenses and are therefore not allocated to operating segments.

Operating segment information

Consolidated - 31 Dec 2023	Australia \$	Zambia \$	Total \$
Assets			
Exploration assets	<u>3,557,655</u>	-	<u>3,557,655</u>
<i>Unallocated assets:</i>			
Cash and cash equivalents			5,302,735
Other assets			<u>314,751</u>
Total assets			<u>9,175,141</u>
Liabilities			
<i>Unallocated liabilities:</i>			
Current			390,915
Non-current			<u>176,967</u>
Total liabilities			<u>567,882</u>
Consolidated - 30 Jun 2023	Australia \$	Zambia \$	Total \$
Assets			
Exploration assets	<u>3,247,114</u>	-	<u>3,247,114</u>
<i>Unallocated assets:</i>			
Cash and cash equivalents			328,700
Other assets			<u>196,351</u>
Total assets			<u>3,772,165</u>
Liabilities			
<i>Unallocated liabilities:</i>			
Current			1,370,818
Non-current			<u>15,240</u>
Total liabilities			<u>1,386,058</u>

Orpheus Uranium Limited – formerly Argonaut Resources NL
Notes to the financial statements
31 December 2023

Note 3. Other revenue

	Consolidated	
	31 Dec 2023	31 Dec 2022
	\$	\$
Interest	23,101	13,676
Sale of field consumables	4,200	-
Profit on sale of motor vehicle	55,296	-
Research and development grant	-	946,613
Other income	82,597	960,289

The research and development grant received from the Australian Taxation Office in the half year ended 31 December 2022 relates to eligible research and development work on the drill pads used in the Murdie drill program. All Murdie exploration expenditure has been impaired awaiting the Judicial Review by the Full Bench of the Supreme Court of South Australia. As the refund relates to activity that would otherwise have been treated as an offset against exploration and evaluation expenditure, the amount has been treated as an investing activity in the statement of cash flows.

Note 4. Profit / (loss) items

	Consolidated	
	31 Dec 2023	31 Dec 2022
	\$	\$
Depreciation expense	-	8,388
Amortisation expense	9,519	-
	9,519	8,388
Director fees	115,750	115,000
Wages and salaries	218,703	488,918
Superannuation	22,956	33,777
Leave provisions	(85,908)	15,425
Sundry expenses	1,315	2,630
Total Employee benefits *	272,816	655,750
Accounting and audit fees	106,625	185,276
Business development	35,329	-
Costs associated with transaction that did not proceed	-	244,704
Company Secretarial	-	7,892
Legal fees	77,197	503,840
Office costs	970	1,966
Rent	25,045	40,374
Share registry, ASX fees and compliance costs	88,639	109,603
Travel	3,605	85,442
Total Other expenses	337,410	1,179,097

* Total employee benefits expense excludes share based payment expense related to employees and directors, set out separately in the statement of profit or loss and other comprehensive income and as detailed in Note 9.

Orpheus Uranium Limited – formerly Argonaut Resources NL
Notes to the financial statements
31 December 2023

Note 5. Non-current assets - Exploration and evaluation

	Consolidated	
	31 Dec 2023	30 Jun 2023
	\$	\$
Exploration and evaluation assets	35,854,398	35,543,857
Less: Impairment	(32,296,743)	(32,296,743)
	<u>3,557,655</u>	<u>3,247,114</u>

The company made an announcement on 3 July 2023 that following review of exploration strategy and projects by the board of Orpheus, the Company has elected to shift its strategic direction to focus principally on its Australian uranium assets.

Uranium. In South Australia there are five key project areas: Frome, Mundaerno, Radium Hill South, Cummins and Marree. In the Northern Territory there are four key project areas Mount Douglas, Woolner, Alligator Rivers Uranium Field and South Alligator Valley Mineral Field.

All expenditure to date on these uranium tenements have been capitalised.

Erudina and Cummins Agreements

The acquisition of Cummins and Erudina licenses requires a number of different payments in cash or via issuance of shares to the vendors, which requires certain amounts to be recognised under the share based payment accounting standards. Further details of the arrangements are set out in Note 10 of the June 2023 financial report. Orpheus has until 30 June 2024 to settle the 'Purchase Shares' component of the consideration via the issuance of shares, or, in cash. The Milestone Payments remain a contingent liability at 31 December 2023.

Orpheus Uranium Limited – formerly Argonaut Resources NL
Notes to the financial statements
31 December 2023

Torrens EL 6407 (previously a Joint Venture with Straits Exploration)

The Torrens project was impaired to \$1,070,000 at 30 June 2021.

On 9 June 2023 the Company announced that it had entered into an agreement to acquire the remaining 70% interest in the Torrens project exploration licence (EL 6407) in return for a 2.5% net smelter royalty on future production, bringing Orpheus' interest to 100%. The Tenement Sale and Purchase Agreement was with Straits Exploration (Australia) Pty Ltd, a subsidiary of Aeris Resources Ltd (ASX: AIS). Kelayar Pty Limited received Ministerial Consent from the Government of South Australia, for the transfer of 70% interest in the Torrens project exploration licence EL 6407 during the current period. As at the date of this report no value has been attributed to the acquisition of the additional 70%, while the directors decide on a future drilling program at EL 6407. The costs that are currently attributable to EL 6407 relate to the contributions that the company made to historical costs in the joint venture.

Lumwana West (impaired to nil as at 30 June 2022)

On 24 January 2022, the Company advised that it had become aware that Large-scale Exploration Licence 22399-HQ-LEL, Lumwana West, was not renewed by the Zambian Government on 28 December 2021 as expected. This licence area contains the Nyungu deposit. This is the area where \$2,664,644 had been spent in 2022 on drilling at the Nyungu deposit.

As the license was not renewed, as at 30 June 2022 it was considered a trigger for impairment under AASB 6 as a company should have the right to tenure to continue to carry the exploration and evaluation expenditure to date on the balance sheet date. The Company remains in Court disputing the nature of the non-renewal of the license with relevant authorities in Zambia. The license has been impaired to nil. Should the licence be reinstated in line with the Company's requests, the impairment of the license can be reversed.

An impairment of \$2,845,998 was made on this project during the year ended 30 June 2022 and remains in place as at 31 December 2023.

All exploration expenditure in Zambia that was previously capitalised has been fully impaired.

Murdie (impaired to nil as at 30 June 2022)

A full impairment of \$3,866,064 of the Murdie exploration assets incurred on 30 June 2022.

The directors are yet to decide on the future development of the Murdie project and to complete the 2020 drill program, so the full impairment of the asset remained in place as at 31 December 2023.

West Lake Torrens (impaired to nil as at 30 June 2022)

The directors are yet to decide on the future development of the West Lake Torrens project so the full impairment of the asset remained in place as at 31 December 2023.

Higginsville Gold (impaired to nil as at 30 June 2022)

The Higginsville gold project was impaired at 30 June 2021. The tenements are now being explored for lithium as stated below.

Higginsville Lithium

The Higginsville lithium project was drilled during the year ended 30 June 2023. The Company is still considering the results from the drill program and is in discussions with interested parties. The directors decided to not impair the tenement as at 30 June 2023 as the future of the project remains under discussion and the Company has paid tenement costs going forward. The directors believe there is subjectivity in assessing fair value of early-stage exploration assets.

Orpheus Uranium Limited – formerly Argonaut Resources NL
Notes to the financial statements
31 December 2023

The Directors have assessed for indicators of impairment in accordance with AASB 6, including assessing current market conditions and impact on planned expenditure, commodity prices, tenure of licences and exploration results, have concluded no indicators of impairment are present and the carrying values of assets are expected to be recovered.

Note 6. Right of use assets

	Consolidated	
	31 Dec 2023	30 Jun 2023
	\$	\$
Corporate office – right of use	228,455	-
Less: accumulated depreciation	(9,519)	-
	<u>218,936</u>	<u>-</u>

Note 7. Lease liabilities

The Company leases floor space in a building for its corporate office. The lease is for 36 months with an option to extend for a further 24 months. The lease liability has been calculated over a 60-month period as at inception of the lease the directors believe they will exercise the extension option.

Set out below is the carrying amount of the right of use asset recognised and movements during the period.

	Consolidated	
	31 Dec 2023	30 Jun 2023
	\$	\$
Right of Use Asset		
As at 1 July 2023	-	-
Additions	228,455	-
Less Amortisation	(9,519)	-
As at 31 December 2023	<u>218,936</u>	<u>-</u>
Lease Liability		
As at 1 July 2023	-	-
Additions	228,455	-
Lease – finance costs	2,810	-
Payments made	(10,267)	-
As at 31 December 2023	<u>220,998</u>	<u>-</u>
Lease liability - current	70,043	-
Lease liability – non current	<u>150,955</u>	<u>-</u>
	<u>220,998</u>	<u>-</u>

Note 8. Equity – issued capital

	Consolidated			
	2023	2022	2023	2022
	Shares *	Shares **	\$	\$
Ordinary shares - fully paid	<u>189,835,415</u>	<u>63,378,713</u>	<u>72,546,175</u>	<u>65,509,431</u>

Orpheus Uranium Limited – formerly Argonaut Resources NL
Notes to the financial statements
31 December 2023

Movements in ordinary share capital

Details	Date	Shares	Issue Price	\$
Balance 30 June 2023 (pre-consolidation)		6,337,871,276		65,509,431
Treasury shares due to be cancelled		24,000,000		-
Capital raise – 7 July 2023 (Placement)	7 July 2023	954,280,691	\$0.0005	477,140
Number on issue pre-consolidation (1:100)	22 September 2023	7,316,151,967		65,986,571
Rounding on consolidation				
Number on issue post consolidation (1:100)	27 September 2023	73,161,520		65,986,571
Capital raise – 24 October 2023 (entitlement offer)	24 October 2023	73,162,152	\$0.05	3,658,108
Acquisition of shares in Orpheus Minerals Limited	24 October 2023	6,400,000	\$0.05	320,000
Acquisition of shares in Orpheus Minerals Limited	19 December 2023	1,000,000	\$0.05	50,000
Capital Raise – 29 December 2023 (Placement)	29 December 2023	36,111,111	\$0.09	3,250,000
Share issue costs		-		(718,504)
Balance 31 December 2023		189,835,415		72,546,175

*At the General Meeting of shareholders held on 20 September 2023 the shareholders approved the consolidation of capital resulting in one share held for each 100 pre consolidation shares held.

** On 27 September 2023, the Company consolidated its issued capital on the basis that every 100 fully paid ordinary shares be fully consolidated into 1 fully paid ordinary share. The total number of shares as at 31 December 2022 prior to consolidation was 6,337,871,276. This has been restated to post-consolidation number of shares of 63,378,713 above.

Shares under option

Unissued ordinary shares of Orpheus Uranium Limited under option as at 31 December 2023 are as follows:

Grant date	Expiry date	Exercise price	Number under option
Director options issued 27 August 2020	11 August 2025	\$0.020	30,000,000
Director options issued 30 November 2021	30 November 2026	\$0.020	10,000,000
Number on issue pre-consolidation	22 September 2023		40,000,000
Number on issue post consolidation *	27 September 2023	\$2.00	400,000
Lead Manager Options issued 2 Nov 2023 (A) Grant date 20 September 2023	2 November 2025	\$0.075	4,611,691
Director options issued 8 December 2023 (B) Grant date AGM date 28 November 2023	8 December 2026	\$0.10	4,000,000
Employee options issued 8 December 2023 (B) Grant date AGM date 28 November 2023	8 December 2026	\$0.10	1,000,000
Director options issued 8 December 2023 (C) Grant date has not yet occurred as subject to shareholder approval, thus fair value calculated at Balance date	8 December 2026	\$0.14	1,000,000

*At the General Meeting of shareholders held on 20 September 2023 the shareholders approved the consolidation of capital resulting in one share held for each 100 pre consolidation shares held. The same consolidation applied to any options issued in prior years.

Orpheus Uranium Limited – formerly Argonaut Resources NL
Notes to the financial statements
31 December 2023

Fair value of the unlisted options was calculated under the Black-Scholes method using the following:

Reference	(A)	(B)	(C)
Fair value – in dollars	0.048316	0.063519	0.05700
Stock price (\$) at grant date	0.085	0.10	0.10
Issue date	20/09/2023	29/11/2023	08/12/2023
Vesting date	20/09/2023	29/11/2023	08/12/2023
Option Period	2	3	3
Risk-free rate	4.00%	4.00%	4.00%
Volatility	100.00%	100.00%	100.00%
Expected dividend yield	0.00%	0.00%	0.00%

No person entitled to exercise the options had or has any right by virtue of the option to participate in any share issue of the company or of any other body corporate.

Ordinary shares

Ordinary shares entitle the holder to participate in dividends and the proceeds on the winding up of the company in proportion to the number of and amounts paid on the shares held. The fully paid ordinary shares have no par value and the company does not have a limited amount of authorised capital.

On a show of hands every member present at a meeting in person or by proxy shall have one vote and upon a poll each share shall have one vote.

Treasury shares

Treasury shares relate to shares issued in connection with awards made to an employee under the Company's Incentive Plan. Treasury shares are held by the Company on the award recipient's behalf until such time as the recipient repays the limited recourse loan attached to each award. Once repayment is made, treasury shares are formerly issued to the employee and presented as ordinary share capital. The employee who was entitled to these shares has now retired and has not repaid the debt and the Directors will now proceed to have these shares cancelled.

Note 9. Equity - Reserves

	Consolidated	
	31 Dec 2023	30 Jun 2023
	\$	\$
Share based payments reserve	2,882,058	2,244,219
Orpheus shareholder reserve	264,895	-
	3,146,953	2,244,219

Share based payments reserve

The reserve is used to recognise the value of equity benefits provided to an employee and directors as part of their remuneration, and other parties as part of their compensation for services.

Orpheus Minerals shareholder reserve

The reserve is used to recognise the buy back of the minority shareholders of Orpheus Minerals Limited during December 2023.

Orpheus Uranium Limited – name to be changed to Orpheus Uranium Limited
Notes to the financial statements
31 December 2023

Movements in reserves

Movements in the reserve during the current financial half-year are set out below:

Consolidated	Share based payment reserve \$	Orpheus Shareholder Reserve \$	Total \$
Balance at 1 July 2023	2,244,219	-	2,244,219
Share based payments charge for the period	637,839	-	637,839
Capitalisation of the minority holdings following the buyback of Orpheus Minerals Limited minority shareholders	-	264,895	264,895
Balance at 31 December 2023	<u>2,882,058</u>	<u>264,895</u>	<u>3,146,953</u>

Note 10. Equity - Dividends

There were no dividends paid, recommended or declared during the current or previous financial half-year.

Note 11. Net fair values

The carrying amounts of trade and other receivables and trade and other payables are assumed to approximate their fair values due to their short-term nature.

Note 12. Events after the reporting period

On 21 February 2024 the name of the Company changed to Orpheus Uranium Limited after the end of the statutory period to change the type of company. On 22 February 2024 the Ticker Code on the ASX changed to ORP.

No other matter or circumstance has arisen since 31 December 2023 that has significantly affected, or may significantly affect the Company's operations, the results of those operations, or the Company's state of affairs in future financial years.

Note 13. Earnings per share

	Consolidated	
	31 Dec 2023	31 Dec 2022
	\$	\$
Loss after income tax attributable to the owners of Orpheus Uranium Limited	<u>(1,066,636)</u>	<u>(867,397)</u>
	Number *	Number
Weighted average number of ordinary shares used in calculating basic earnings per share	<u>155,253,349</u>	<u>48,283,871</u>
Weighted average number of ordinary shares used in calculating diluted earnings per share	<u>155,253,349</u>	<u>48,283,871</u>

*At the General Meeting of shareholders held on 20 September 2023 the shareholders approved the consolidation of capital resulting in one share held for each 100 pre consolidation shares held.

The 31 December 2023 share numbers have taken into account the consolidation that took place on 27 September 2023. Refer to Note 8 above for the details on Equity.

Orpheus Uranium Limited – name to be changed to Orpheus Uranium Limited
Notes to the financial statements
31 December 2023

	Cents	Cents
Basic earnings / (loss) per share	(0.69)	(1.80)
Diluted earnings / (loss) per share	(0.69)	(1.80)

At the reporting date, the Company has 11,011,691 options issued (31 December 2022: 40,000,000, restated to 400,000) and of those, none of the options are in the money and so have not been included in the calculation of diluted earnings per share because they are anti-dilutive for the balance sheet date presented.

DIRECTOR'S DECLARATION

In the directors' opinion:

- the attached financial statements and notes comply with the Corporations Act 2001, Australian Accounting Standard AASB 134 'Interim Financial Reporting', the Corporations Regulations 2001 and other mandatory professional reporting requirements;
- the attached financial statements and notes give a true and fair view of the Company's financial position as at 31 December 2023 and of its performance for the financial half-year ended on that date; and
- Subject to the matters disclosed in Note 1, there are reasonable grounds to believe that the company will be able to pay its debts as and when they become due and payable.

Signed in accordance with a resolution of directors made pursuant to section 303(5)(a) of the Corporations Act 2001.

On behalf of the directors



Michael Robert Billing

Chairman

13 March 2024

INDEPENDENT AUDITOR'S REVIEW REPORT

to the members of Orpheus Uranium Limited



**Building a better
working world**

121 King William Street
Adelaide SA 5000 Australia
GPO Box 1271 Adelaide SA 5001

Tel: +61 8 8417 1600
Fax: +61 8 8417 1775
ey.com/au

Independent auditor's review report to the members of Orpheus Uranium Limited

Conclusion

We have reviewed the accompanying half-year financial report of Orpheus Uranium Limited (the Company) and its subsidiaries (collectively the Group), which comprises the consolidated statement of financial position as at 31 December 2023, the consolidated statement of profit or loss and other comprehensive income, consolidated statement of changes in equity and consolidated statement of cash flows for the half-year ended on that date, notes comprising a summary of significant accounting policies and other explanatory information, and the directors' declaration.

Based on our review, which is not an audit, we have not become aware of any matter that makes us believe that the half-year financial report of the Group does not comply with the *Corporations Act 2001*, including:

- a. Giving a true and fair view of the consolidated financial position of the Group as at 31 December 2023 and of its consolidated financial performance for the half-year ended on that date; and
- b. Complying with Accounting Standard AASB 134 *Interim Financial Reporting* and the *Corporations Regulations 2001*.

Basis for conclusion

We conducted our review in accordance with ASRE 2410 *Review of a Financial Report Performed by the Independent Auditor of the Entity* (ASRE 2410). Our responsibilities are further described in the *Auditor's responsibilities for the review of the half-year financial report* section of our report. We are independent of the Group in accordance with the auditor independence requirements of the *Corporations Act 2001* and the ethical requirements of the Accounting Professional and Ethical Standards Board's APES 110 *Code of Ethics for Professional Accountants (including Independence Standards)* (the Code) that are relevant to our audit of the annual financial report in Australia. We have also fulfilled our other ethical responsibilities in accordance with the Code.

Material uncertainty related to going concern

We draw attention to Note 1 in the financial report, which describes the principal conditions that raise doubt about the Group's ability to continue as a going concern. These events or conditions indicate the existence of a material uncertainty that may cast significant doubt about the Group's ability to continue as a going concern. Our conclusion is not modified in respect of this matter.

Directors' responsibilities for the half-year financial report

The directors of the Company are responsible for the preparation of the half-year financial report that gives a true and fair view in accordance with Australian Accounting Standards and the *Corporations Act 2001* and for such internal control as the directors determine is necessary to enable the preparation of the half-year financial report that gives a true and fair view and is free from material misstatement, whether due to fraud or error.



Auditor's responsibilities for the review of the half-year financial report

Our responsibility is to express a conclusion on the half-year financial report based on our review. ASRE 2410 requires us to conclude whether we have become aware of any matter that makes us believe that the half-year financial report is not in accordance with the *Corporations Act 2001* including giving a true and fair view of the Group's financial position as at 31 December 2023 and its performance for the half-year ended on that date, and complying with Accounting Standard AASB 134 *Interim Financial Reporting* and the *Corporations Regulations 2001*.

A review of a half-year financial report consists of making enquiries, primarily of persons responsible for financial and accounting matters, and applying analytical and other review procedures. A review is substantially less in scope than an audit conducted in accordance with Australian Auditing Standards and consequently does not enable us to obtain assurance that we would become aware of all significant matters that might be identified in an audit. Accordingly, we do not express an audit opinion.

A stylized, handwritten signature of Ernst & Young in black ink.

Ernst & Young

A handwritten signature of L A Carr in black ink.

L A Carr
Partner
Adelaide
13 March 2024

For personal use only

