

**SOUTHERN CROSS
GOLD**

Sunday Creek – Victorian Goldfields

A Significant Australian Gold Discovery

05 March 2024



Foundation Member



Important Notice and Disclaimer

Overview

This presentation ("this Presentation") has been prepared by Southern Cross Gold Ltd [ACN 652166795] ("SXG" or the "Company") and is dated 05 March 2024.

Summary information

This Presentation contains summary information about the current and proposed activities of SXG as at the date of this Presentation. The information in this Presentation is of a general nature and does not purport to be complete. This Presentation does not purport to contain all the information that an investor should consider when making an investment decision nor does it contain all the information which would be required in a disclosure document or prospectus prepared in accordance with the requirements of the Corporations Act. It should be read in conjunction with the Company's other periodic and continuous disclosure announcements lodged with the ASX, which are available at the ASX website www.asx.com.au under the code "SXG". Neither SXG nor its directors, employees or advisers accept any responsibility to inform recipients specifically of any matter arising or coming to its attention after the date of this Presentation. Recipients should monitor SXG's announcements to ASX, which can be obtained from ASX website as referred to above.

Investment risk

An investment in SXG's Shares is subject to investment risks and other known and unknown risks, some of which are beyond the control of the Company. SXG, its directors, employees or advisers do not guarantee any particular rate of return or the performance of SXG, nor does it guarantee the repayment of capital or investments from or in SXG or any particular tax treatment.

No Offer

This Presentation is for information purposes only. It is not a prospectus, disclosure document, product disclosure statement or other offering document under Australian law or any other law (and is not approved by or registered with any regulator). The Presentation is not and should not be considered an offer or an invitation to acquire shares or any other securities or financial products. This Presentation may not be released or distributed in the United States. This Presentation does not constitute an offer to sell, or a solicitation of an offer to buy, securities in the United States or in any other jurisdiction in which such an offer would be illegal. The New Shares have not been, and will not be, registered under the U.S. Securities Act of 1933, as amended (the "U.S. Securities Act") or the securities laws of any state or other jurisdiction of the United States. The distribution of this Presentation in other jurisdictions outside Australia may also be restricted by law and any such restrictions should be observed. Any failure to comply with such restrictions may constitute a violation of applicable securities laws.

Not financial product advice

This Presentation does not constitute financial product or investment advice (nor tax, accounting or legal advice) nor is it a recommendation to acquire shares and does not and will not form any part of any contract for the acquisition of shares. This Presentation has been prepared without taking into account the objectives, financial situation or needs of any particular investor.

Before making an investment decision, prospective investors should consider the appropriateness of the information having regard to their own objectives, financial situation and needs and seek appropriate advice, including financial, legal and taxation advice appropriate to their jurisdiction. SXG is not licensed to provide financial product advice in respect of SXG shares or any other investment.

Future performance

This Presentation may contain forward looking statements, opinions or estimates. Any forward looking statements, opinions or estimates contained in this Presentation are not guarantees or predictions of future performance and involve known and unknown risks and uncertainties and other factors, many of which are beyond the control of SXG, and may involve significant elements of subjective judgement and assumptions and contingencies as to future events which may or may not be correct which are subject to change without notice, as are statement about market and industry trends, which are based on interpretations of current market conditions. Those statements reflect views only as at the date of this Presentation. The actual results may differ materially from anticipated results, performance of achievement expressed, projected or implied by these forward-looking statements.

While SXG believes the statements in the Presentation are reasonable, neither SXG nor any other person gives any assurance or guarantee that the occurrence of the events expressed or implied in the Presentation will actually occur and investors are cautioned not to place undue reliance on those statements. There can be no assurance that actual outcomes will not differ materially from these forward-looking statements. A number of factors could cause actual results or performance to differ materially from the forward-looking statements, including the risk factors set out in this Presentation. Investors should consider the forward-looking statements contained in this Presentation in light of those disclosures. The forward-looking statements are based on information available to SXG as at the date of this Presentation.

Important Notice and Disclaimer

Competent Persons Statement

Information in this presentation that relates to new exploration results contained in this report is based on information compiled by Michael Hudson, a Fellow of the Australasian Institute of Mining and Metallurgy. He is MD for Southern Cross Gold Ltd. He has sufficient experience which is relevant to the style of mineralisation and types of deposits under consideration and to the activity being undertaken to qualify as a Competent Person as defined in the 2012 edition of the Australasian Code for Reporting of Exploration Results, Mineral Resources and Ore Reserves (the JORC Code). Michael Hudson has consented to the inclusion in this report of the matters based on this information in the form and context in which it appears.

Certain information in this announcement that relates to prior exploration results is extracted from the Independent Geologist's Report dated 16 March 2022 which was issued with the consent of the Competent Person, Mr Terry C. Lees. The report is included in the Company's prospectus dated 17 March 2022 which was released as an announcement to ASX on 12 May 2022 and is available at www2.asx.com.au under code "SXG". The Company confirms that it is not aware of any new information or data that materially affects the information related to exploration results included in the original market announcement. The Company confirms that the form and context of the Competent Persons' findings in relation to the report have not been materially modified from the original market announcement.

The Company confirms that it is not aware of any new information or data that materially affects the information included in the original document/announcement and the Company confirms that the form and context in which the Competent Person's findings are presented have not materially modified from the original market announcement.

Certain information in this announcement also relates to prior exploration results, are extracted from the following announcements, which are available to view on www.southerncrossgold.com.au:

<u>21 November 2022</u>	SDDSC050	<u>SXG Drills 305.8 M @ 2.4 AuEq (1.6 g/t Au, 0.5% Sb) at Sunday Creek, Hole Continues</u>
<u>14 December 2022</u>	SDDSC050	<u>High-Grade Mineralisation Continues in Drill Hole SDDSC050 to 840 m at Sunday Creek</u>
<u>1 June 2023</u>	SDDSC066	<u>SXG Intersects Third best hole, 10.4m @ 22.4 g/t AuEq</u>
<u>5 September 2023</u>	SDDSC077B	<u>SXG - 404m @ 5.1g/t Au Uncut Traversing 13 High-Grade Veins</u>
<u>14 January 2024</u>	SDDSC092	<u>SXG Drills 9.3 m @ 94.9 g/t Gold (Uncut)</u>

A Significant Australian Gold Discovery



Exceptional Hit Rate

Sunday Creek compares favorably with global leading hit rates for this stage of the project's development

30 individual intersections between >100 AuEq g/t m ("AuEq g/t x width in m")

110 drill holes for 44,082.5 reported to date



3 Clear Objectives

Drilling plan has three clear objectives that will have the largest emphasis over the next six months

- 1 Demonstrate **Grade**
- 2 Demonstrate **Volume**
- 3 Demonstrate **Scale**



4 diamond drill rigs operating at site*

We plan to drill

19,000 m

Sept 2023 - April 2024



News flow continuous



\$7.95 million cash (as of 30 November 2023)

\$7.95 million

Company is fully funded and permitted to execute on its exploration strategy, **133.3 ha** of freehold land, 3 properties



Corporate Structure – A Tight Register



Capitalization Summary

Share Price (01 March 2024)	A\$1.30
Shares Issued	184.0M
Fully Diluted	207.5M
Basic Market Capitalisation	A\$239.3M
Cash (30 Nov 2023)	A\$7.95M



Other Data

Options	Price	No. of Securities
JLM Options (Escrow to 16 May 2024, Expiry 6 May 2025)	\$0.30	6.5M
Class A ESOP (Expiry 6 May 2025)	\$0.30	2.8M
Class B ESOP (Expiry 6 May 2026)	\$0.30	2.8M
Class C ESOP (Escrow to 16 May 2024, Expiry 6 May 2027)	\$0.30	2.8M
Unlisted ESOP (Expiry 15 August 2026)	\$0.66	2.0M
Broker Options (Expiry 28 November 2025)	\$0.87	3.0M
Director Options (Expiry 7 November 2026)	\$1.20	3.6M
Escrowed shares		93.9M
% Free Float		48.9%



Major Shareholder Summary

Corporates	50.9%
Institutions (Franklin Templeton, SG Hiscock, Konwave, Springtide Capital, Firelight Investments, Lowell, Terra Capital)	11.6%
Board and Management (non-look through)	1.6%
TOTAL	64.1



Share Price Performance – 1 Year



Great Projects Keep Getting Better

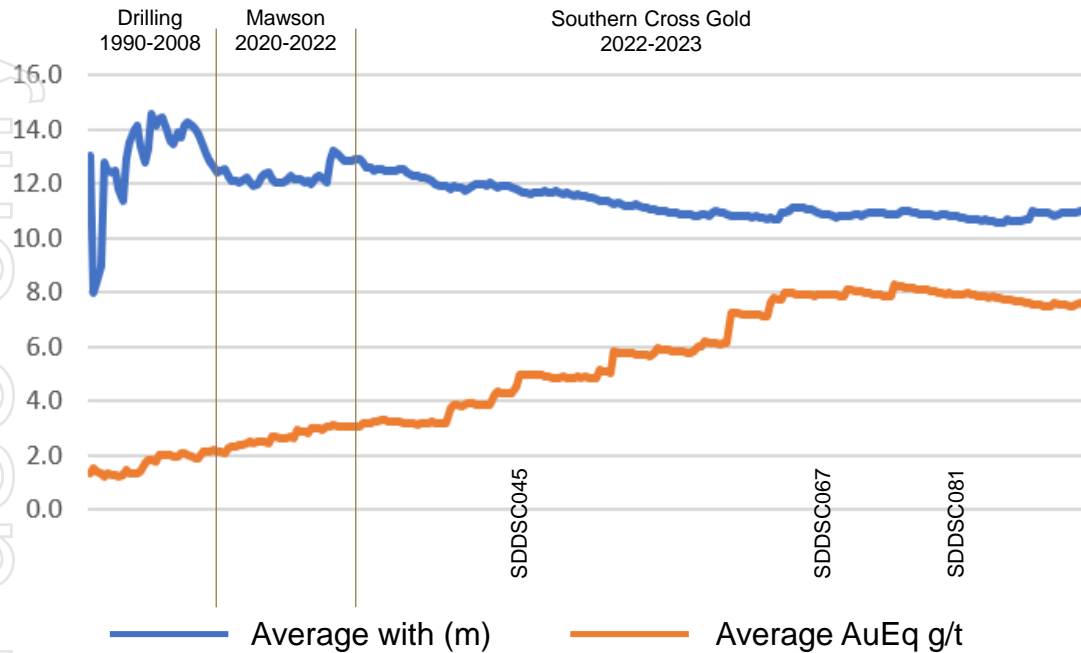
All of the 5 best intersections on the project have been drilled over the last 4 months

Top 10 intersections at Sunday Creek:

Rank	Date	Hole-ID	From (m)	To (m)	Length (m)	Au g/t	Sb%	AuEq g/t	AuEq gtm
1	5-Mar-24	SDDSC107	684.3	685.4	1.0	2,318.4	0.3	2,318.8	2,388.4
2	5-Sep-23	SDDSC077B	737.1	740.7	3.6	391.9	0.8	393.2	1423.3
3	9-Nov-23	SDDSC091	430.0	450.0	20.0	62.7	0.5	63.6	1271.4
4	14-Dec-23	SDDSC092	681.6	684.9	3.3	267.8	1.8	270.6	887.5
5	23-Oct-23	SDDSC082	417.4	419.0	1.6	500.3	0.1	500.5	800.8
6	23-Oct-23	SDDSC082	413.6	415.4	1.7	230.6	9.9	246.2	423.4
7	5-Mar-24	SDDSC107	566.9	576.0	9.1	39.1	0.6	40.0	366.3
8	4-Oct-22	SDDSC046	187.5	201.8	14.3	20.5	2.6	24.6	352.4
9	23-Oct-23	SDDSC082	588.0	592.3	4.3	71.5	0.4	72.2	306.9
10	1-Jun-23	SDDSC066	543.5	545.2	1.7	147.1	13.7	168.7	283.4

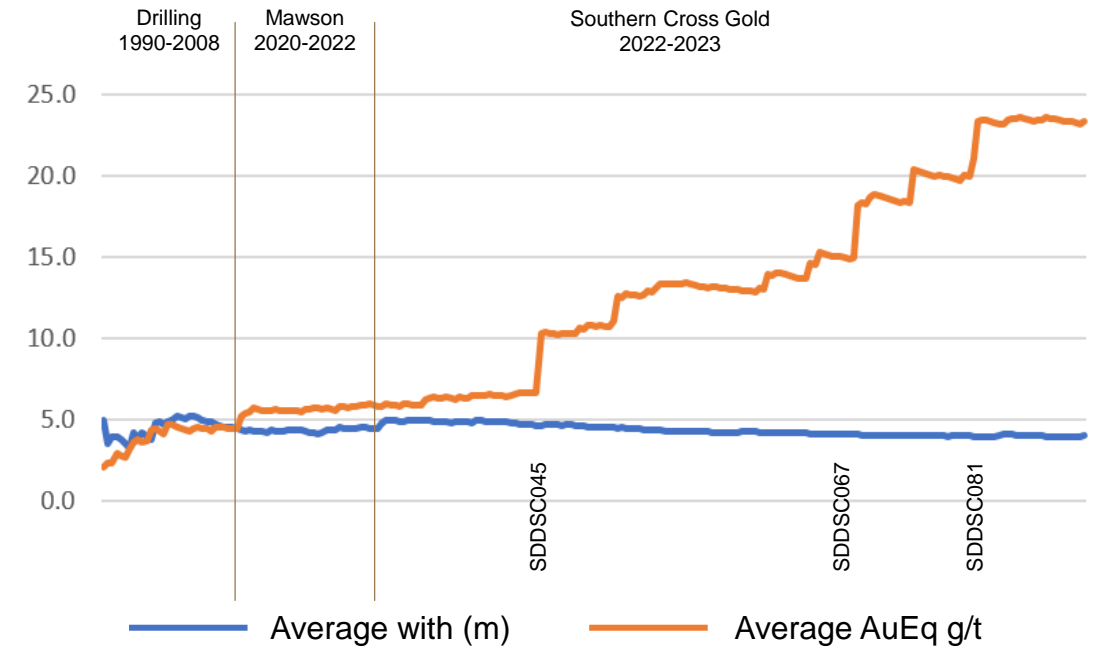
Database Analysis: Cut-Off vs Grade vs Width

AuEq g/t & Width (m) (3 m @ 0.3 g/t Au Lower Cut)



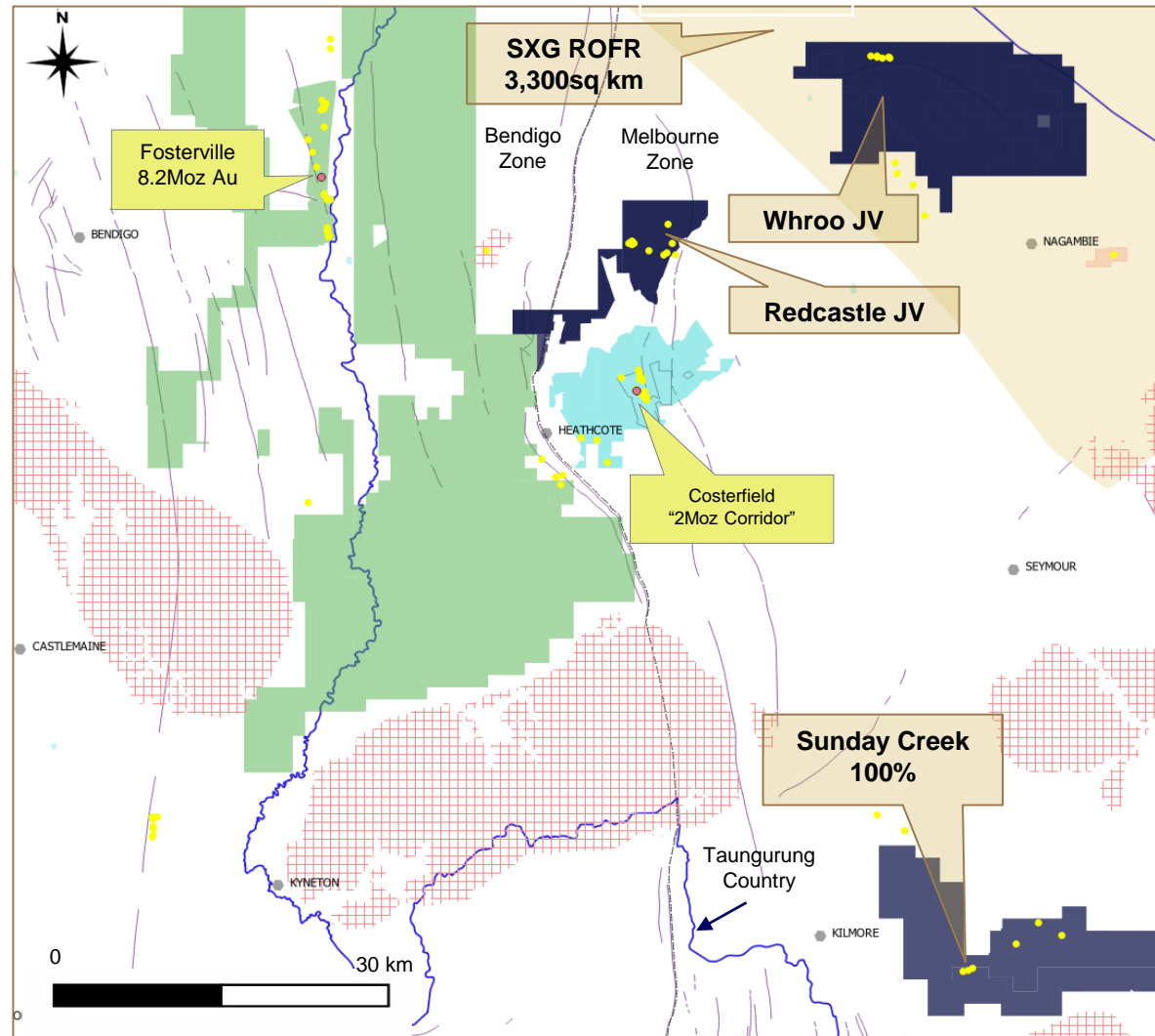
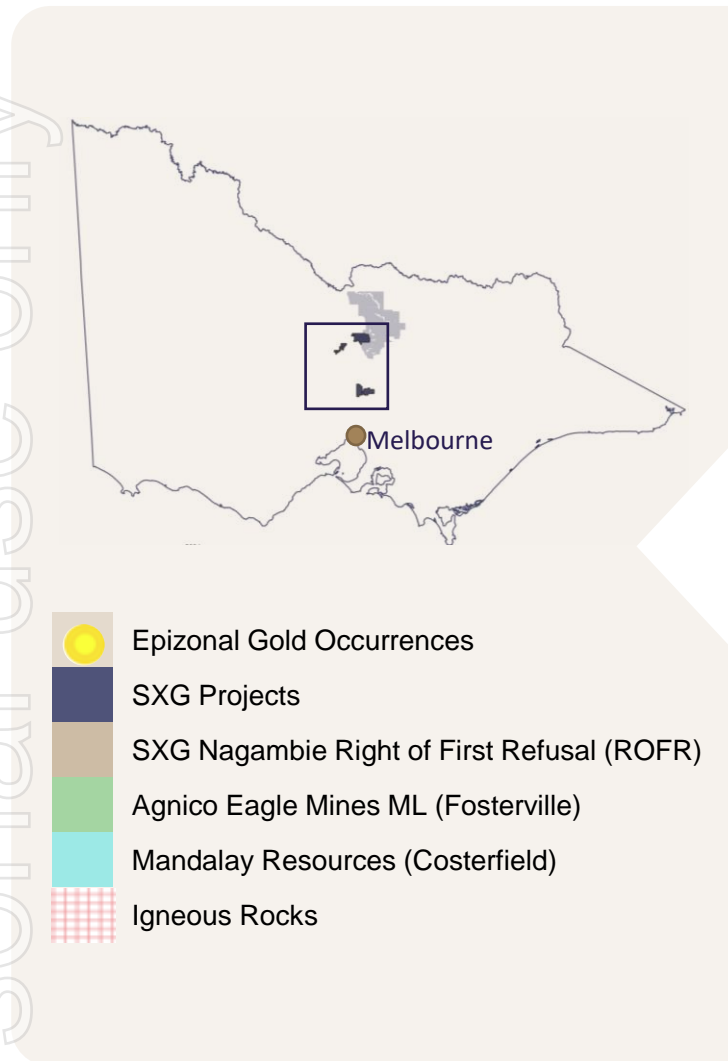
26,513 drill hole assay results
 Average width 11.0 m @ 7.6 g/t AuEq
 Average of length weighted intervals 19.6g/t Au and 2.3% Sb (23.2 g/t AuEq)
 Median width 9.0 m
 Median of length weighted intervals 1.7g/t Au and 0.3% Sb (2.6 g/t AuEq)
 All calculations 3 m @ 0.3 g/t Au lower cut, > 5g/t*m AuEq

AuEq g/t & Width (m) (2 m @ 1.0 g/t Au Lower Cut)

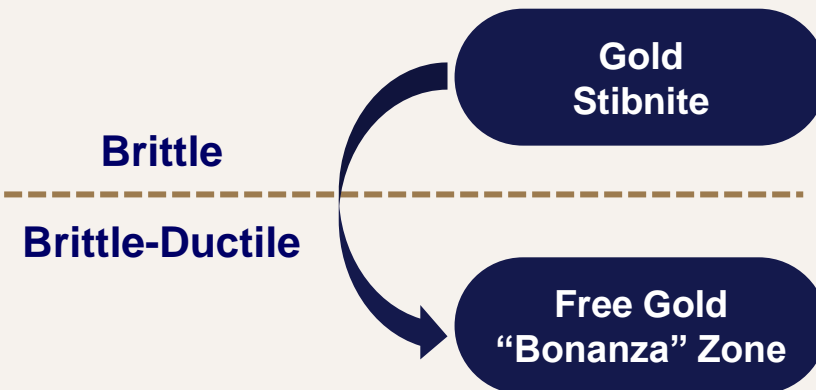
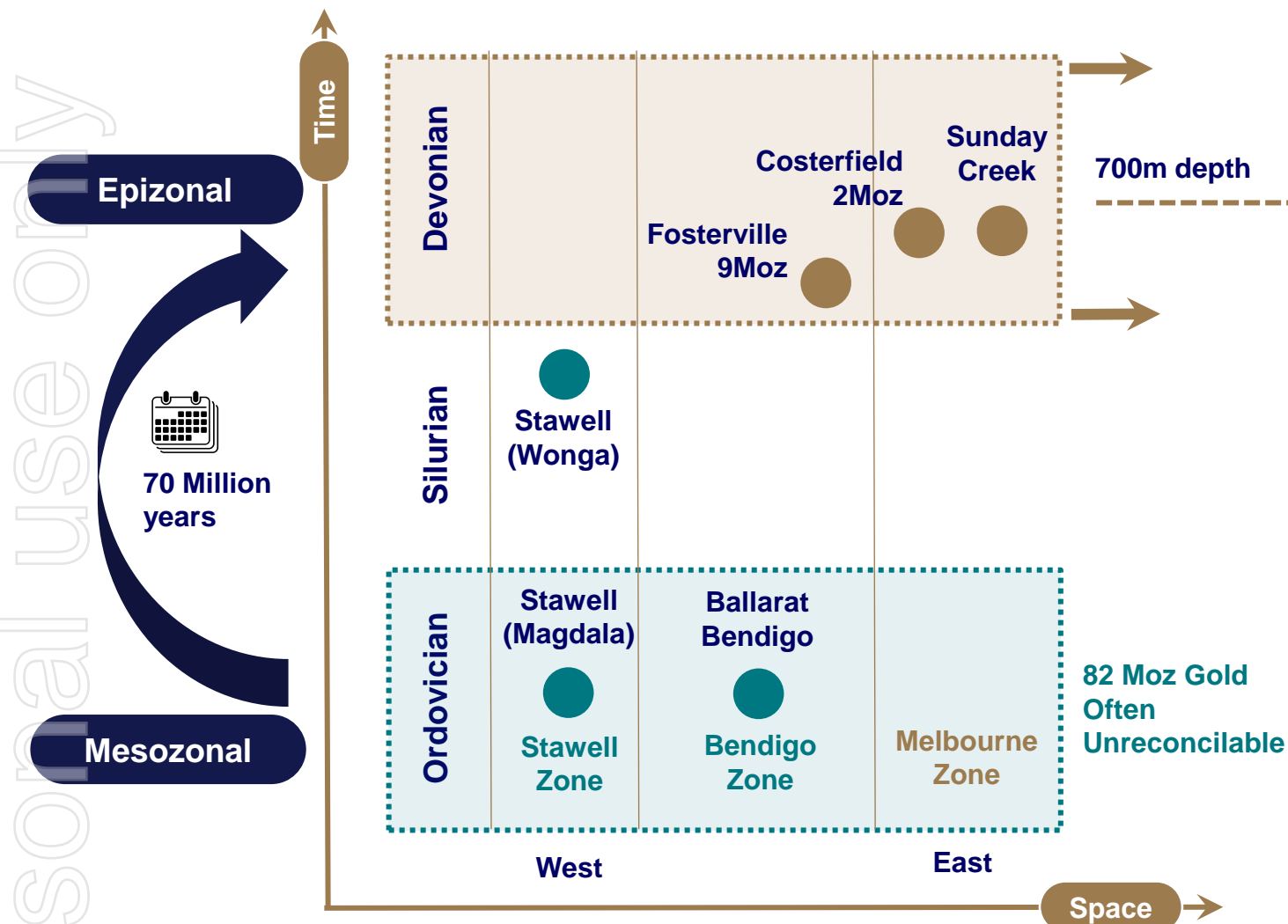


26,513 drill hole assay results
 Average width 4.1 m @ 23.2g/t AuEq
 Average of length weighted intervals 19.6g/t Au and 2.3% Sb (23.2 g/t AuEq)
 Median width 2.8 m
 Median of length weighted intervals 4.1 g/t Au and 0.7% Sb (6.2 g/t AuEq)
 All calculations 2 m @ 1 g/t Au lower cut, > 5g/t*m AuEq

SXG – Controls Three of the Nine Epizonal Fields in Victoria

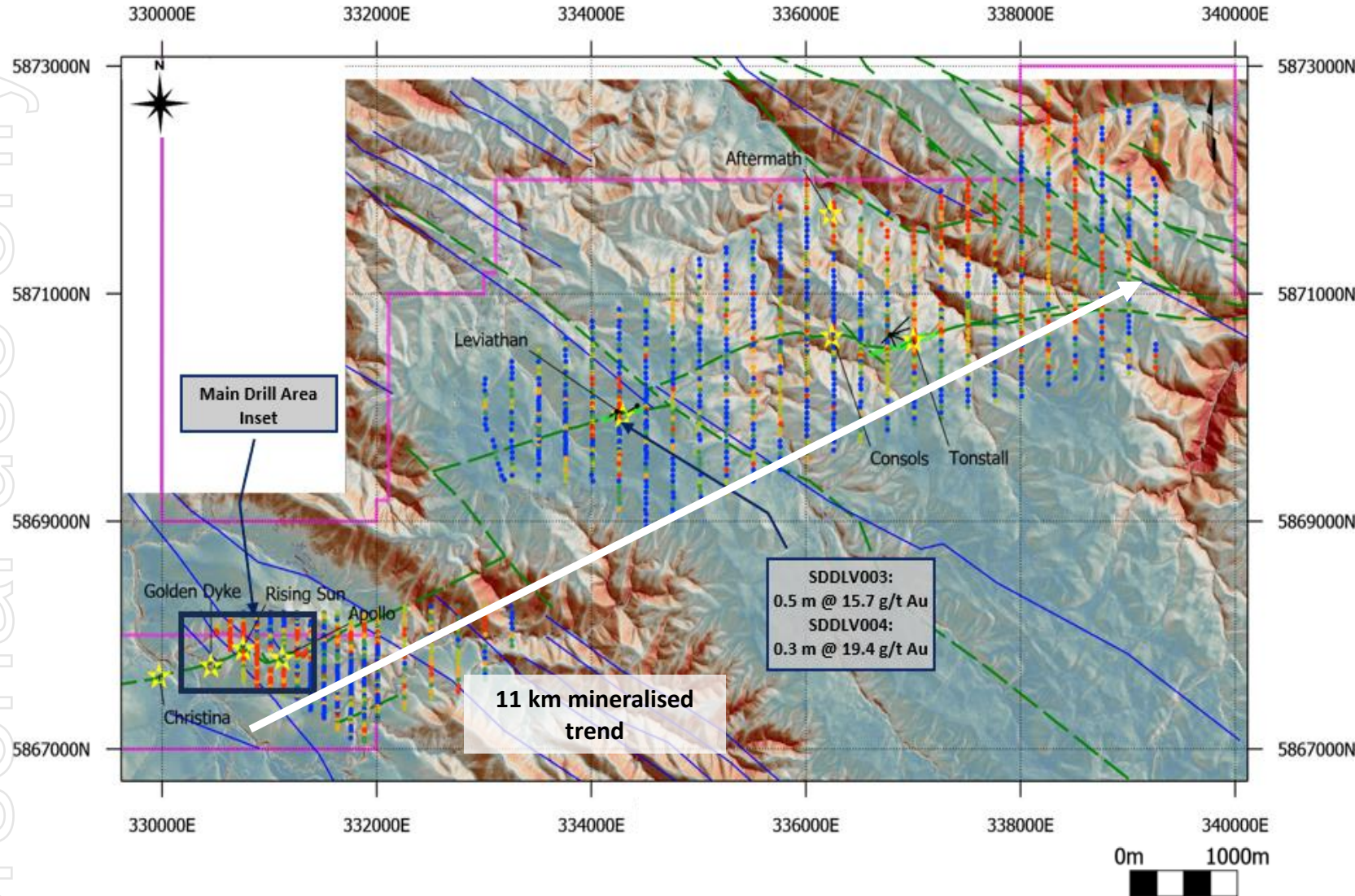


Victoria a Gift That Keeps on Giving



Drives thesis to test to depth

Regional Scale – Plan View



Legend

- ★ Prospect
- Mapped Folds
- - - Mapped Faults
- SXG Tenement Boundary
- Drillhole
- Dyke Surface Expression

Au ppb - Soil

- Soil Samples
- ≤ 0.3 ■ ≤ 0.9
- ≤ 0.4 ■ > 0.9
- ≤ 0.6

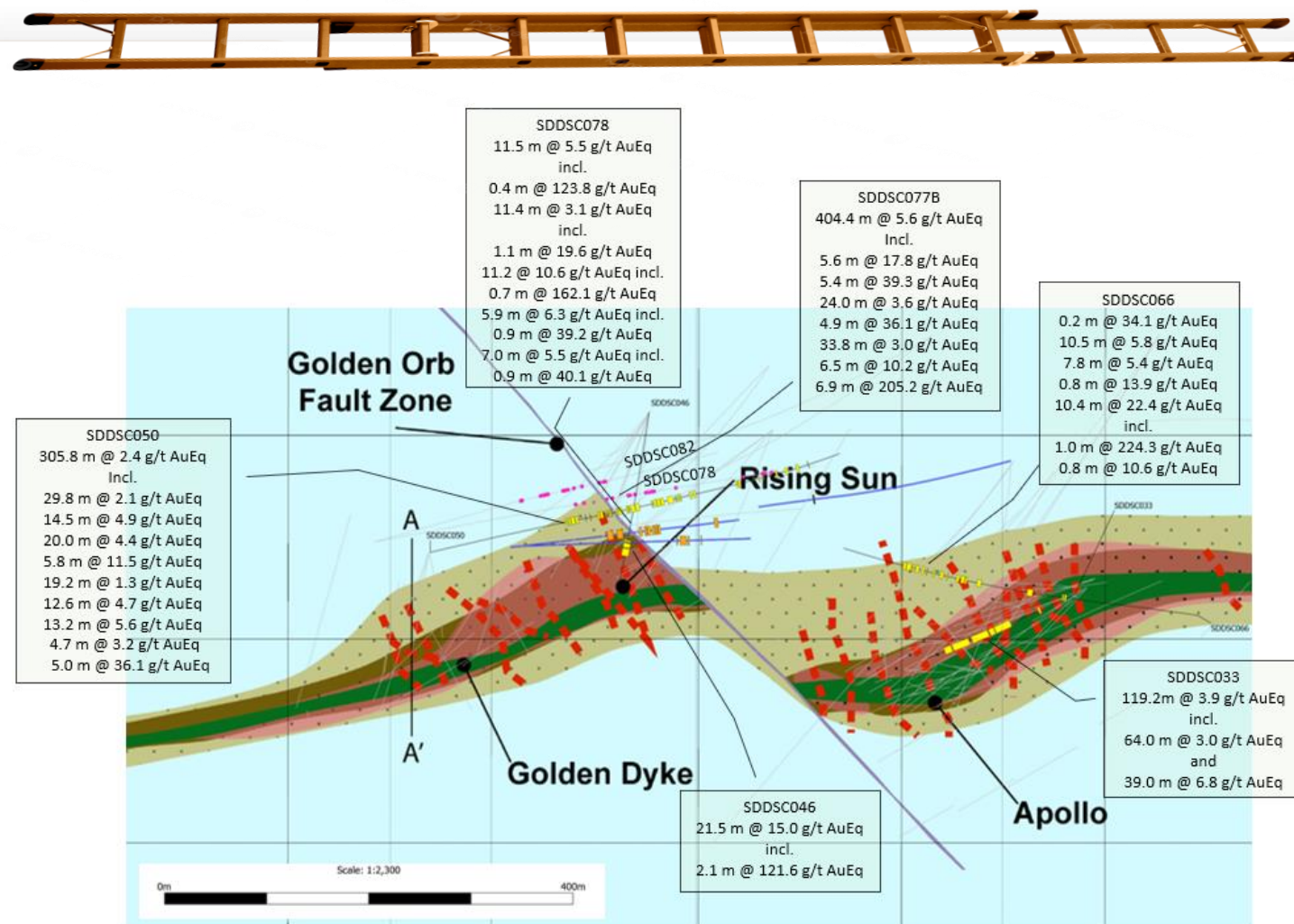
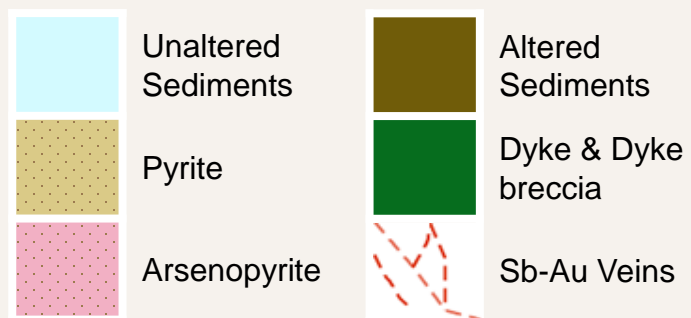
Schematic Plan View Main Drill Area – The Golden Ladder

● **Ladder rails extend over 10km of strike.** Core area drilled over 1km

● **“Rungs” extend from surface to 1km depth, Each “rung” 20-100m long, 2-30m wide**

● **42 “rungs” identified to date**

● **Continuity informed by structural data, geostats (CV<2), geological likeness, predictability and 50 yrs mining**



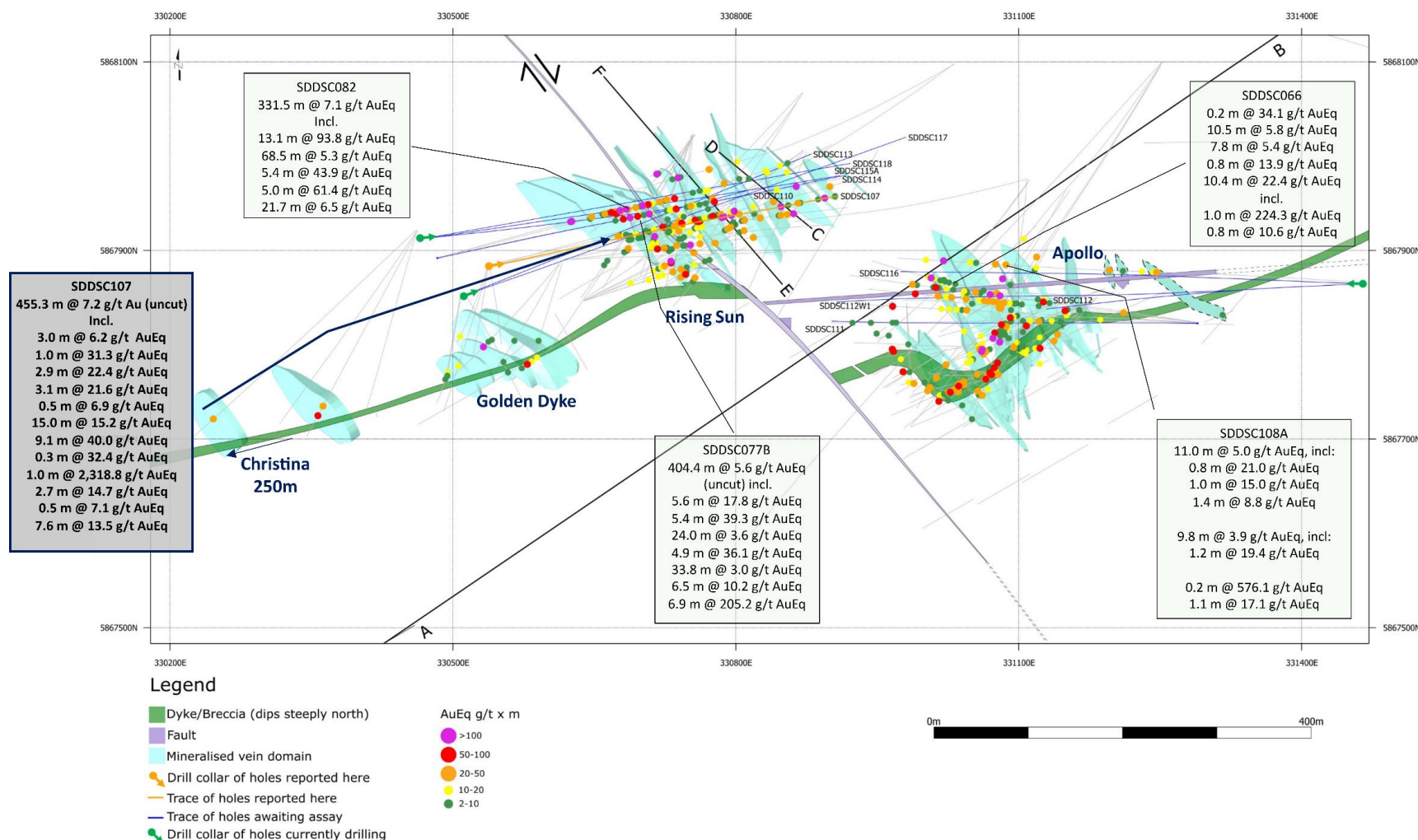
Schematic Plan – Predictable & Continuous Host

Legend

- Dyke/Breccia (dips steeply north)
- Fault
- Mineralized Vein Domain
- Drill collar of holes reported here
- Trace of holes reported here
- Trace of holes awaiting assay
- Drill collar of holes currently drilling

AuEq g/t x m

- >100
- 50-100
- 20-50
- 10-20
- 2-10



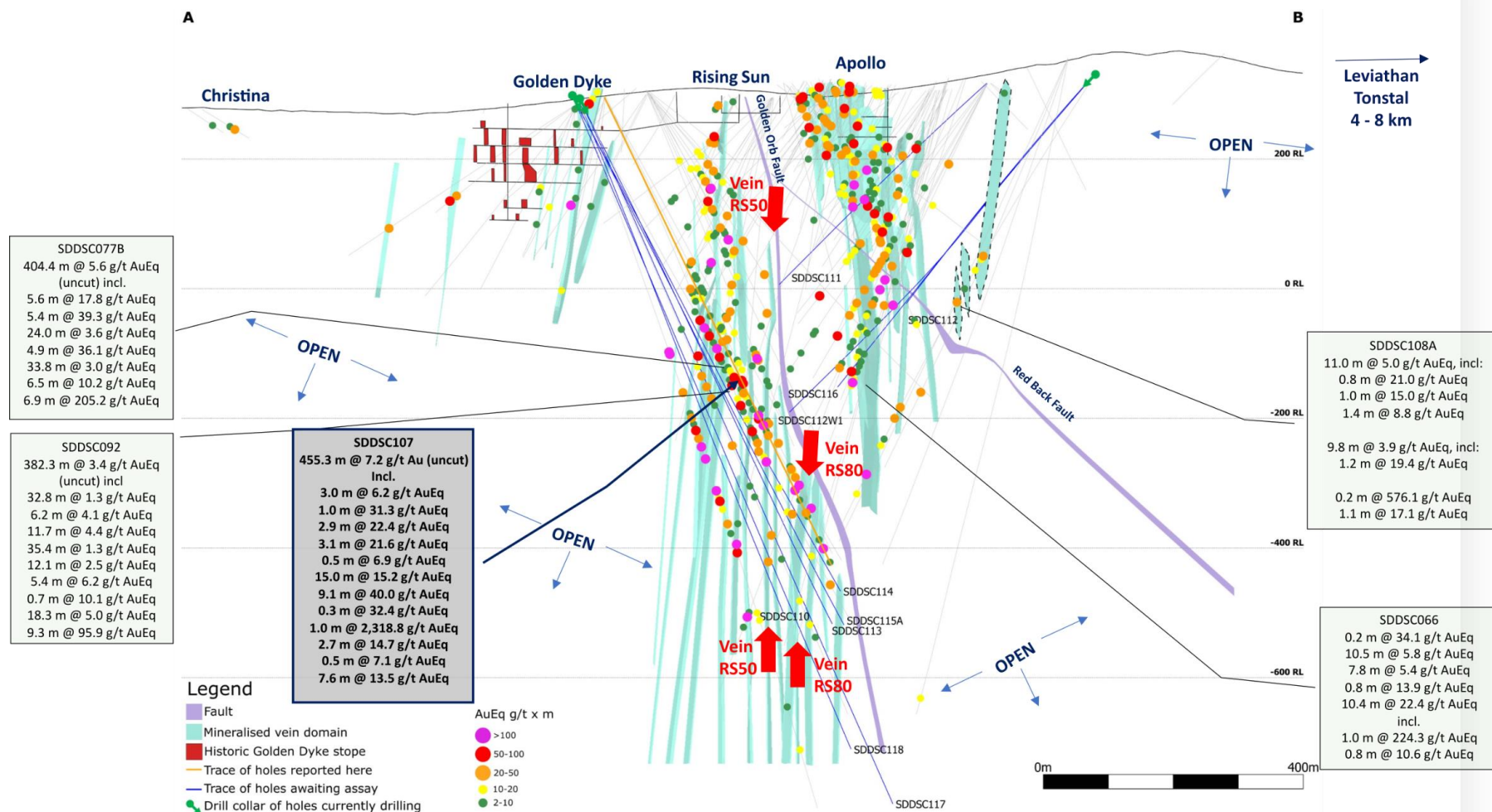
Sunday Creek – Longitudinal Section

Legend

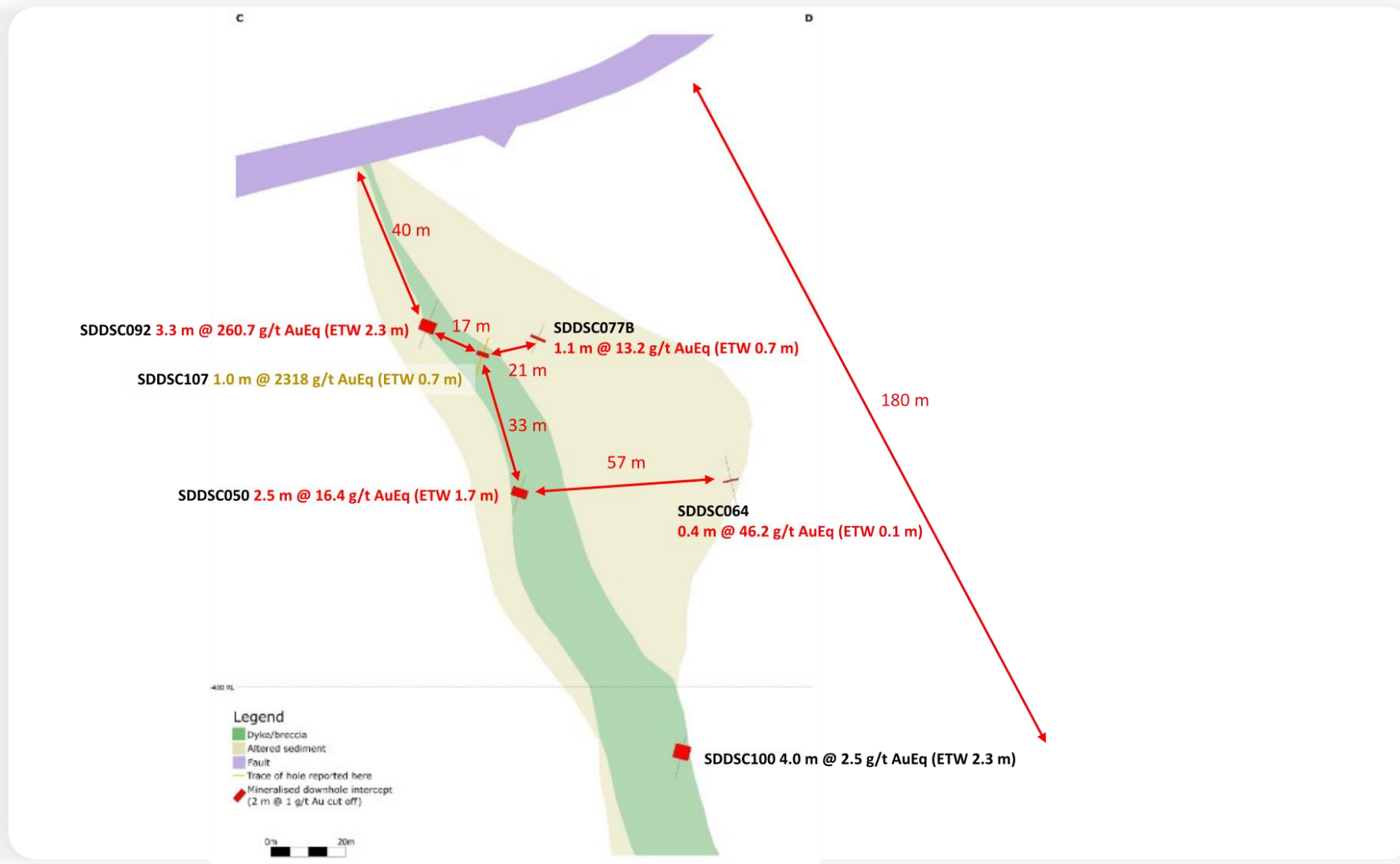
- Historic Golden Dyke stope
- Fault
- Mineralized Vein Domain
- Drill collar of holes reported here
- Trace of holes reported here
- Trace of holes awaiting assay
- Drill collar of holes currently drilling

AuEq g/t x m

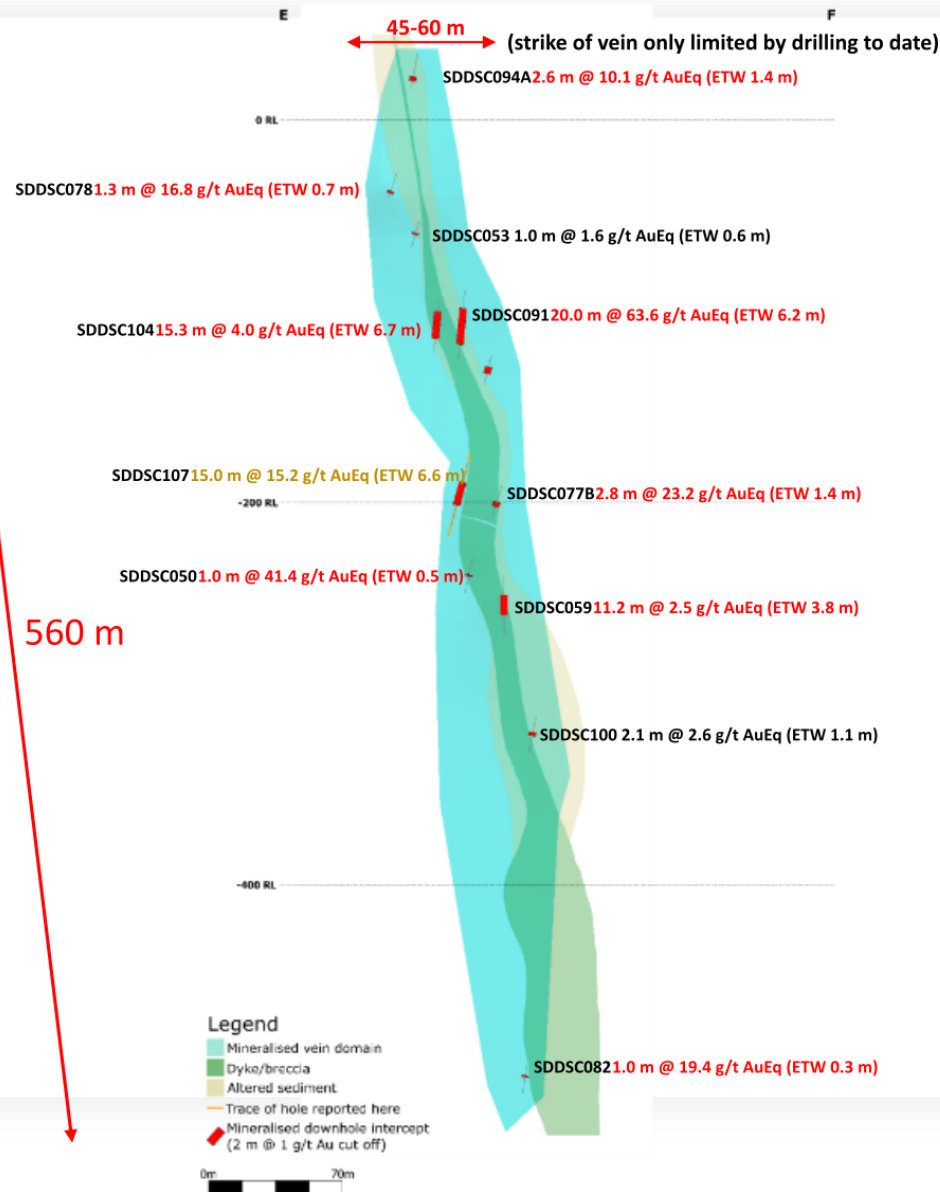
- >100
- 50-100
- 20-50
- 10-20
- 2-10



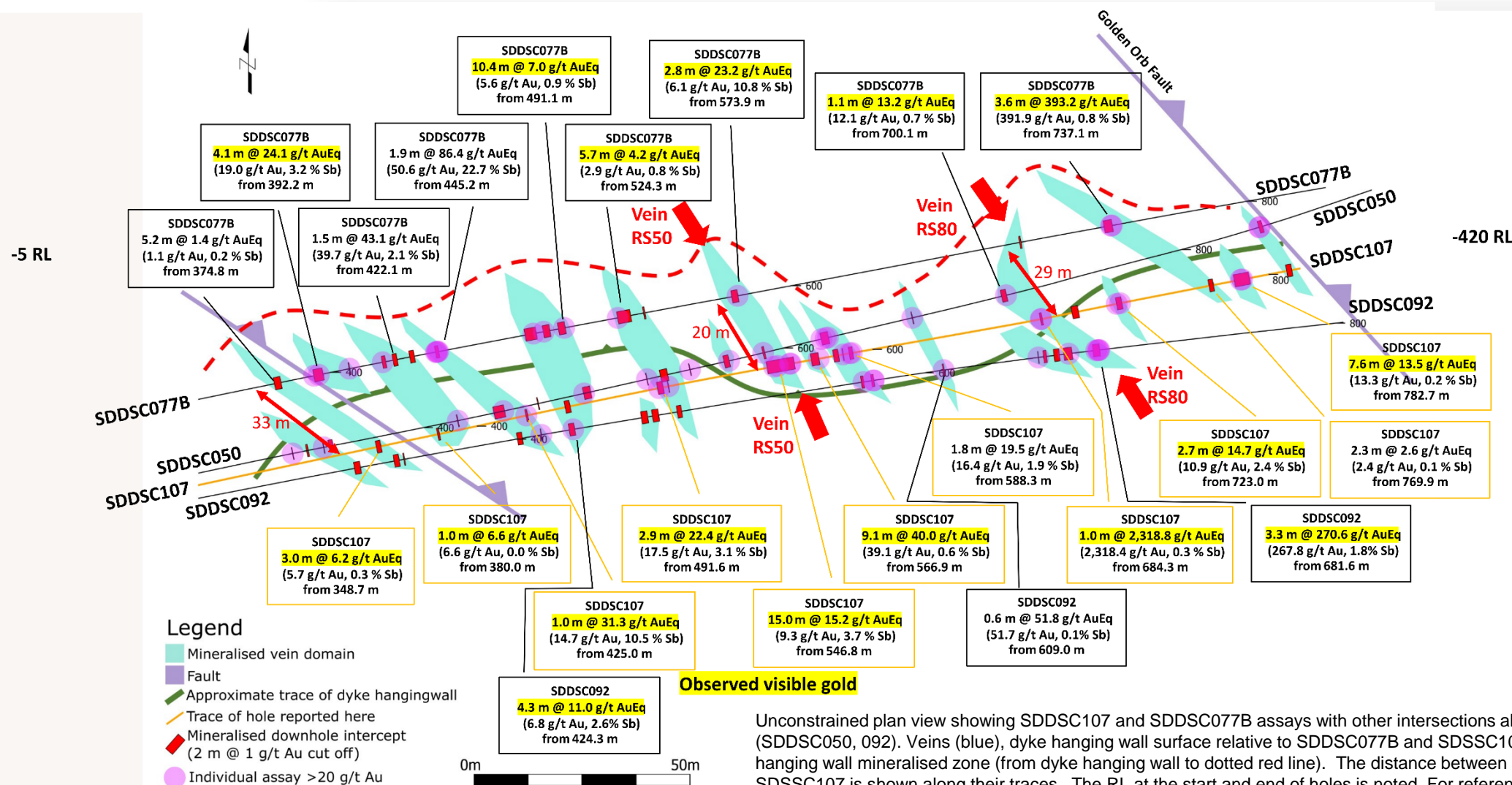
Vein Set RS80 – Looking South-West Striking 129 Degrees



Vein Set RS50 – Looking South-West Striking 139 Degrees

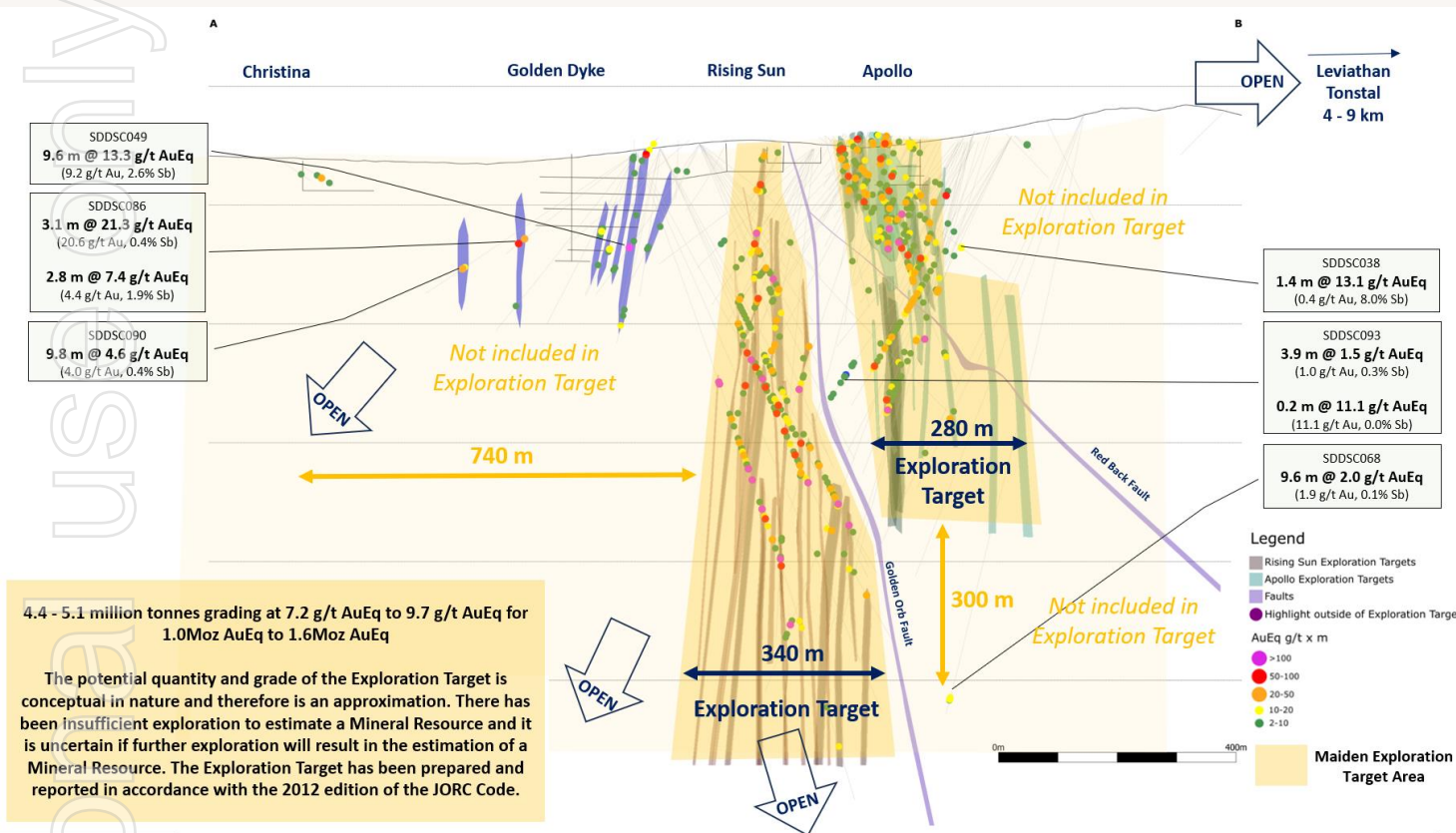


Sunday Creek – Plan View of SDDSC107 & SDDSC077B



Unconstrained plan view showing SDDSC107 and SDDSC077B assays with other intersections also shown (SDDSC050, 092). Veins (blue), dyke hanging wall surface relative to SDDSC077B and SDDSC107 (green) and hanging wall mineralised zone (from dyke hanging wall to dotted red line). The distance between SDDSC077B and SDDSC107 is shown along their traces. The RL at the start and end of holes is noted. For reference, surface is approximately 300 m RL. Of note is continuity of mineralised structures in the dyke hanging wall between SDDSC077B and SDDSC107. Host structure dips steeply to the north, veins dip steeply.

Exploration Target – Bulit in One Year




- The Exploration Target for the Sunday Creek project covers only 620 m or about 50% of the known strike of the main drill area and encompasses the Rising Sun and Apollo areas. This Target area represents <10% of the 11 km strike of the dyke host across the project.

Exploration Target

- 4.4 - 5.1 million tonnes grading at 7.2 g/t AuEq to 9.7 g/t AuEq for 1.0 Moz AuEq to 1.6 Moz AuEq
- The potential quantity and grade of the Exploration Target is conceptual in nature and therefore is an approximation. There has been insufficient exploration to estimate a Mineral Resource and it is uncertain if further exploration will result in the estimation of a Mineral Resource. The Exploration Target has been prepared and reported in accordance with the 2012 edition of the JORC Code.

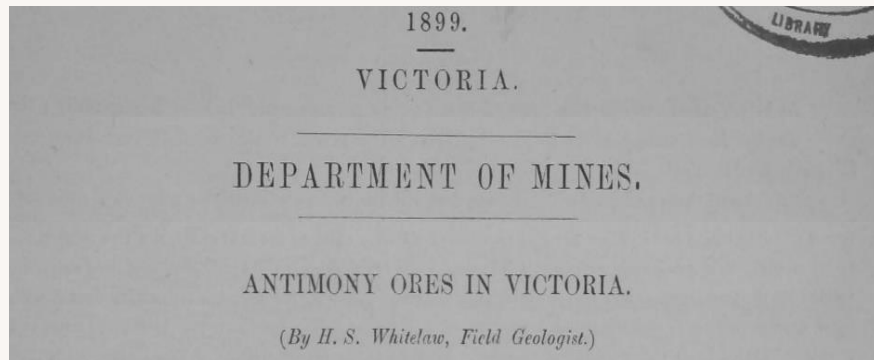
Non-refractory, simple gravity-flotation flow sheet

Preliminary Metallurgical Test Work



- Mineralogical investigations demonstrated a high proportion of non-refractory native gold (82% - 84%).
- Gravity and bulk flotation resulted in 93.3% - 97.6% recovery of gold.
- Flotation 88.9% - 95.0% recovery of gold across two products:
 - Antimony concentrate,
 - grading 32% - 52% Sb (87.1% - 93.8% recovery)
 - 81.4 g/t – 313.6 g/t Au (40% of feed gold) with low to moderate arsenic contents (0.4% and 2.58%).
 - 96% - 98% of the contained gold was native gold
 - Sulphide concentrate
 - 65.7 g/t – 159.0 g/t Au (49% - 55% of feed gold) with higher arsenic contents (5.7% and 12.1%).
 - Critically 79% - 82% of the contained gold was native gold

Antimony – Yesterday's and Today's Critical Metal



Historically and economically, antimony is the second most important metallic commodity in Victoria after gold.



The Victoria gold mining industry practically closed at the onset of WW1. Except antimony, mandated by the Imperial Government under the Munitions Act, 1915 to ship concentrates to the St. Helens Smelting and Refining Company in the UK

The Critical Minerals Institute Identifies the 14 Most Elusive Critical Minerals in the World and Launches New Website

January 18, 2023(<https://criticalmineralsinstitute.com/2023/01/18/>)

News Releases (<https://criticalmineralsinstitute.com/category/news-releases/>)



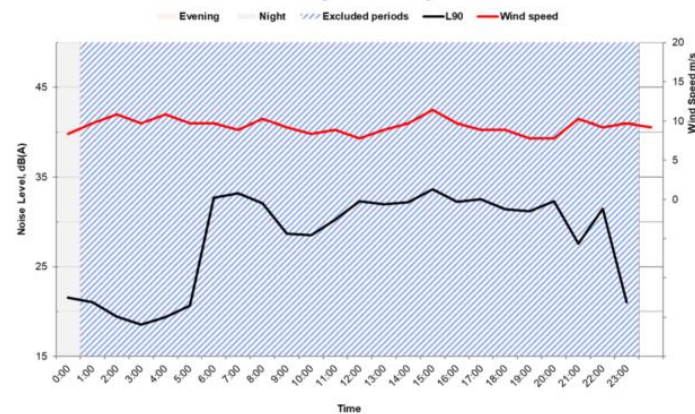
- | | | |
|------------------|-----------------------------|------------------------------------------------------------------------------------|
| 1. Antimony (sb) | 6. Indium (In) | 11. Rare Earth Elements – of 17 REEs: neodymium, praseodymium, dysprosium, Terbium |
| 2. Bismuth (Bi) | 7. Lithium (Li) | 12. Tantalum (Ta) |
| 3. Cobalt (Co) | 8. Magnesium (Mg) | 13. Tungsten (W) |
| 4. Gallium (Ga) | 9. Niobium (Nb) | 14. Vanadium (V) |
| 5. Graphite (C) | 10. Platinum group of metal | |

Positioning for Development

Our primary focus is to target grade, build volume and demonstrate regional scale, however the company is actively de-risking the project through pre-development activities to be in an optimal position for design, feasibility studies and permitting

All ongoing

Environmental Baseline Studies



Stakeholder Engagement



Our People



Locally based staff – living in the communities in which we work



Australian based board – focused on creating an ethical, shared value company with strong ESG credentials that employees and investors can be proud of

From our Welcome to Country Smoking Ceremony day with elders Aunty Joan and Uncle Mick from the traditional owners – Taungurung Land & Waters Council



Directors and Key Management



Tom Eadie
Non- Executive
Chairman

Explorer, mining executive and company director with many significant mineral discoveries and several successful companies to his name (Pasminco, Syrah, Copper Strike)
Geologist with over 40 years' experience in the resources industry



Michael Hudson
Managing Director

Explorationist and entrepreneur, developed and financed mineral exploration properties globally over 30 years (raising +\$200m). Key member behind multiple discoveries
Founder and director of Mawson Gold Ltd (TSX:MAW) and Hannan Metals Ltd (TSXV:HAN)



Georgina Carnegie
Non-Executive
Director

Experienced executive within Australian government and global corporate sectors
Advisory roles in public and private mining and insurance sectors, OECD, Asian business councils and Australian university sector



David Henstridge
Non-Executive
Director

Geologist with over 50 years' experience in the mining industry including 20 years in managing public-listed companies
Associated with many mineral discoveries worldwide including in Australia, Peru & Finland

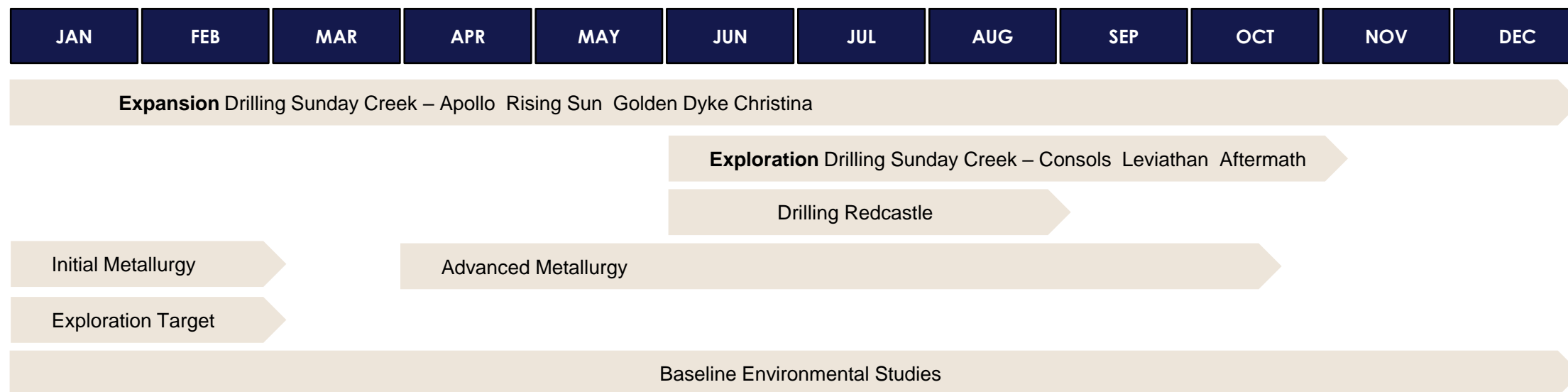


Lisa Gibbons
General Manager

30+ years' experience as a geologist in exploration & resource development
Won the MCA Victoria 2022 Exceptional Woman in Victorian Resources Award for her career achievements, advocacy of women and contribution to social licence and the community

Aggressive Exploration Program – Staying on the Lassonde Curve

2024



Drilling plan has 3 clear objectives that will have the largest emphasis over the next six months

Demonstrate grade, demonstrate volume, demonstrate scale



4 diamond drill rigs operating at site

We plan to drill 19,000 m
Sept 2023 - April 2024

A Significant Australian Gold Discovery



Exploration Target

Significant start

Over only 620 m or < 50% of known strike of the main drill area

Encompasses

Rising Sun and Apollo areas

<10% of the 11km strike
of the dyke host across the project



Metallurgy

Non-refractory free gold

82 - 84%

Gravity & bulk flotation

93.3% - 97.6% recovery of gold

Sb – Au concentrate (<3% As)



Grade Continuity

42 Vein Sets

2 - 20 m width
20 - 100 m in strike
1,000 m depth (600 m individually)

Coefficient of Variation

1.5



Antimony by-product

Critical Metal

On all western government lists

Reserves & Production

82% Russia & China

Industrial & Military Uses



Contact Us



info@southerncrossgold.com.au



www.southerncrossgold.com.au



Company Secretary
Justin Mouchacca
JM Corporate Services
Level 21
459 Collins St
Melbourne Vic 3000

Registered Office
Level 21
459 Collins St
Melbourne Vic 3000

