



**AUGUSTUS
MINERALS**
LIMITED

Investor
Presentation

February 2024

ASX:AUG



Leading Gascoyne Mineral Explorer

Ti Tree Shear Project
Gascoyne Region, WA

Statements and Disclaimers



These presentation materials and any accompanying verbal presentation (together, the Presentation Materials) have been prepared by Augustus Minerals Limited (Company) as at 16 February 2024 and statements are current only as at that date. Information in the Presentation Materials remains subject to change without notice. The Company has no responsibility or obligation to inform you of any matter arising or coming to its notice, after the date of this document, which may affect any matter referred to in this document. By receiving the Presentation Materials, you acknowledge and represent to the Company that you have read, understood and accepted the terms of this disclaimer. It is the responsibility of all recipients of these Presentation Materials to obtain all necessary approvals to receive these Presentation Materials and receipt of the Presentation Materials will be taken by the Company to constitute a representation and warranty that all relevant approvals have been obtained.

NOT AN OFFER

These Presentation Materials are for information purposes only. The Presentation Materials do not comprise a prospectus, product disclosure statement or other offering document under Australian law (and will not be lodged with the Australian Securities and Investments Commission) or any other law. The Presentation Materials also do not constitute or form part of any invitation, offer for sale or subscription or any solicitation for any offer to buy or subscribe for any securities nor shall they or any part of them form the basis of or be relied upon in connection therewith or act as any inducement to enter into any contract or commitment with respect to securities. In particular, these Presentation Materials do not constitute an offer to sell or a solicitation to buy, securities in the United States of America.

NOT INVESTMENT ADVICE

The Presentation Materials are not investment or financial product advice (nor tax, accounting or legal advice) and are not intended to be used for the basis of making an investment decision. Recipients should obtain their own advice before making any investment decision.

SUMMARY INFORMATION

The Presentation Materials do not purport to be all inclusive or to contain all information about the Company or any of the assets, current or future, of the Company. The Presentation Materials contain summary information about the Company and its activities which is current as at the date of the Presentation Materials. The information in the Presentation Materials is of a general nature and does not purport to contain all the information which a prospective investor may require in evaluating a possible investment in the Company or that would be required in a prospectus or product disclosure statement or other offering document prepared in accordance with the requirements of Australian law or the laws of any other jurisdiction, including the United States of America.

While reasonable care has been taken in relation to the preparation of the Presentation Materials, none of the Company or its directors, officers, employees, contractors, agents, or advisers nor any other person (Limited Party) guarantees or makes any representations or warranties, express or implied, as to or takes responsibility for, the accuracy, reliability, completeness or fairness of the information, opinions, forecasts, reports, estimates and conclusions contained in this document. No Limited Party represents or warrants that this document is complete or that it contains all information about the Company that a prospective investor or purchaser may require in evaluating a possible investment in the Company or acquisition of shares in the Company. To the maximum extent permitted by law, each Limited Party expressly disclaims any and all liability, including, without limitation, any liability arising out of fault or negligence, for any loss arising from the use of or reliance on information contained in this document including representations or warranties or in relation to the accuracy or completeness of the information, statements, opinions, forecasts, reports or other matters, express or implied, contained in, arising out of or derived from, or for omissions from, this document including, without limitation, any financial information, any estimates or projections and any other financial information derived therefrom.

JORC CODE

The information in the Presentation Materials relating to exploration results, exploration targets, mineral resources and ore reserves has been reported by the Company in accordance with the 2012 Edition of the 'Australasian Code for Reporting of Exploration Results, Mineral Resources and Ore Reserves' (JORC Code) previously (refer to the Company's prospectus available on the Company website at <http://augustusminerals.com.au/>). The Company confirms that it is not aware of any new information as at the date of the Presentation Materials that materially affects the information included in the Presentation Materials and that all material assumptions and technical parameters underpinning the estimates in the Company's prospectus continue to apply and have not materially changed.

COMPETANT PERSONS STATEMENT

The information in this announcement related to Exploration Results is based on and fairly represents information compiled by Mr Andrew Ford. Mr Ford is employed as the General Manager - Exploration and is a member of the Australasian Institute of Mining and Metallurgy. He has sufficient experience of relevance to the styles of mineralisation and types of deposits under consideration and to the activities undertaken to qualify as a Competent Person as defined in the 2012 Edition of the Joint Ore Reserves Committee (JORC) Australasian Code for Reporting of Exploration Results, Mineral Resources and Ore Reserves. He consents to the inclusion in this announcement of the matters based on information in the form and context in which they appear.

FORWARD LOOKING STATEMENTS

This announcement may contain certain forward-looking statements and projections. Such forward looking statements/projections are estimates for discussion purposes only and should not be relied upon. Forward looking statements/projections are inherently uncertain and may therefore differ materially from results ultimately achieved. Augustus Minerals Limited does not make any representations and provides no warranties concerning the accuracy of the projections and disclaims any obligation to update or revise any forward-looking statements/projects based on new information, future events or otherwise except to the extent required by applicable laws. While the information contained in this report has been prepared in good faith, neither Augustus Minerals Limited or any of its directors, officers, agents, employees or advisors give any representation or warranty, express or implied, as to the fairness, accuracy, completeness or correctness of the information, opinions and conclusions contained in this announcement.

Corporate Overview: ASX (AUG)



Shares on Issue
136.125M

Share Price
6.5c

Unlisted Options
16.77M

Market Cap
\$8.03M

Cash (@ 31 Dec 2023)
\$5.75M

Major Shareholders

Top 20 Shareholders
53.1%

Board/Management
41%

BBR Group
40%

Brian Rodan
Executive Chairman

Andrew Reid
Managing Director

Darren Holden
Non-Executive Director

Graeme Smith
Non-Executive Director

Experienced
Board

Broker
Coverage



Gascoyne Focused Copper-Gold-Lithium Explorer

Dominant landholding ~3,600km²

Ti-Tree Shear – Major structural corridor 85kms of strike

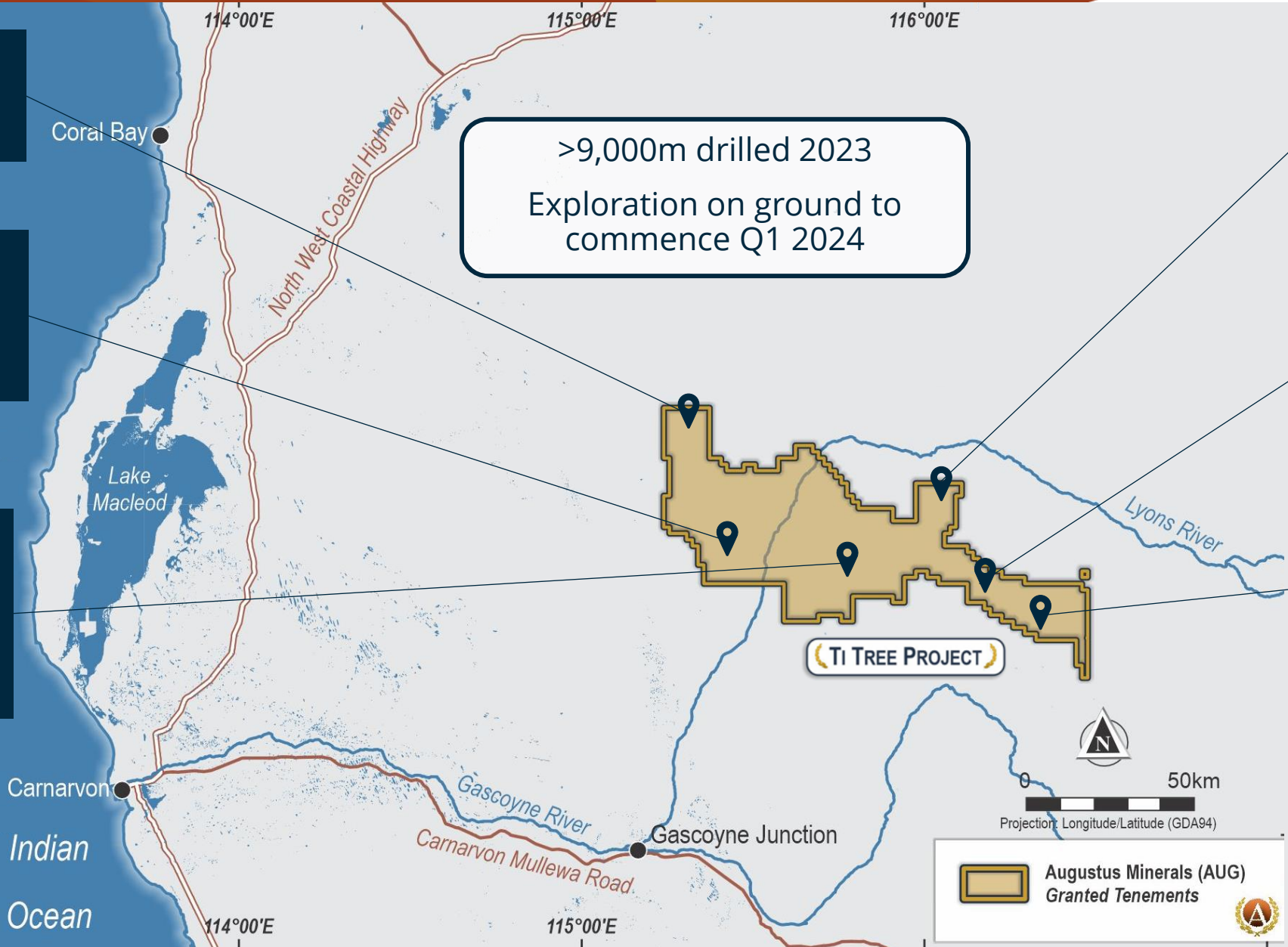
Minga Bar Fault – Minnie Springs Cu-Mo porphyry style mineralisation

>9,000m drilled 2023
Exploration on ground to commence Q1 2024

Multiple adjacent discoveries of lithium and rare earths

Same geology as neighbouring discoveries

High quality copper targets

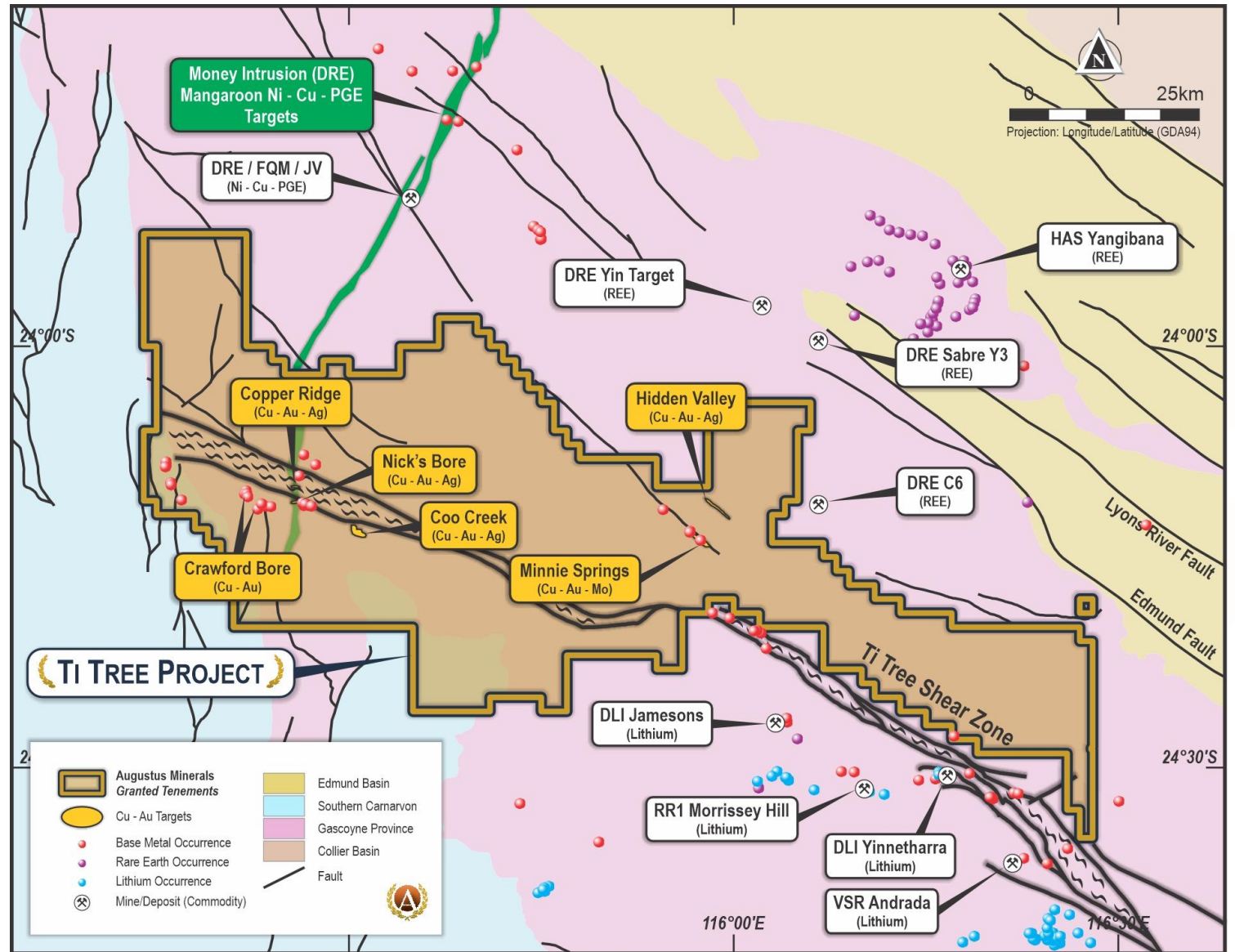


 Augustus Minerals (AUG) Granted Tenements



Untested region <2% of tenure explored

- 85kms of belt-scale Ti-Tree Shear
- Endowment of critical mineral commodity anomalies
- Copper – silver – molybdenum mineralisation intersected at Minnie Springs
- First phase drill program tested geological concepts at several highly prospective targets



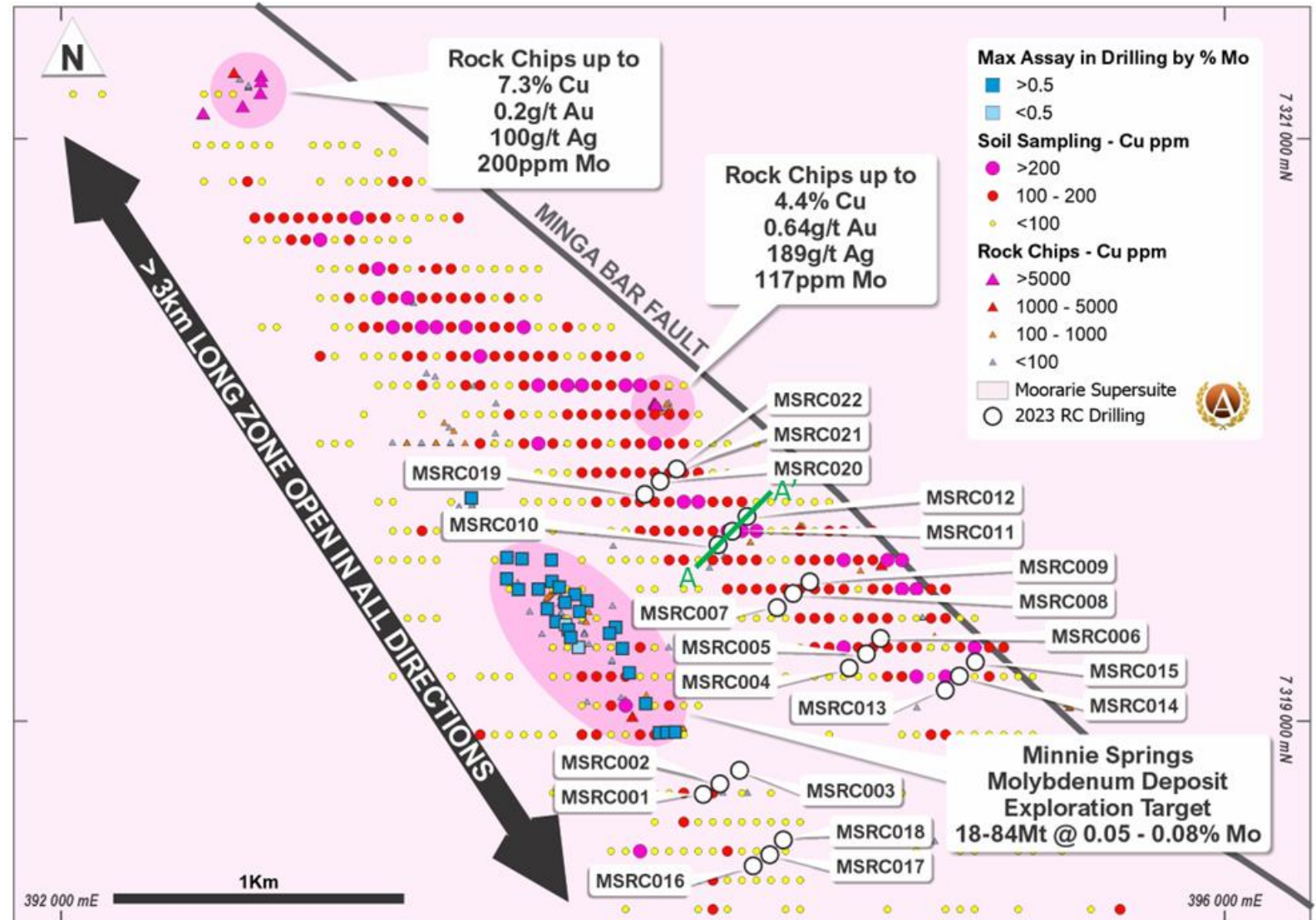
Minnie Springs: Porphyry Cu-Mo Mineralisation

Copper

- 3km long Cu in soil anomaly
- Cu in Rock Chips up to 7%
- MSRC012: 18m @ 0.52% CuEq
- MSCR012: 16m @ 0.69% CuEq
- High grade Ag up to 20g/t
- Mo credits 100-300ppm

Molybdenum

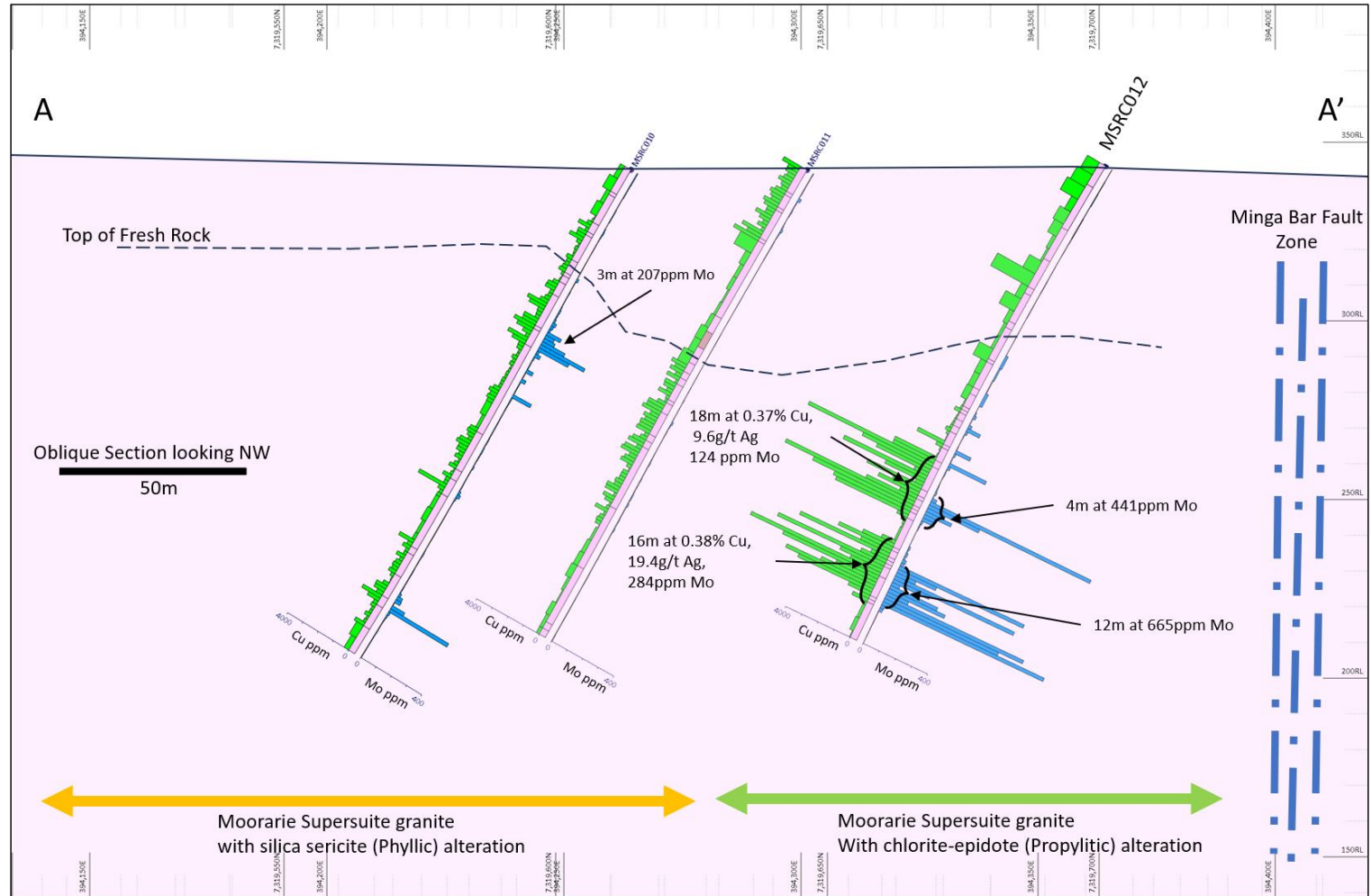
- Mo Exploration target 12-84Mt¹
- MSRC0010: 60m @ 640ppm
- MSRC008: 18m @ 910ppm
- MSRC007: 14m @ 1,082ppm



¹ Refer Augustus Minerals Prospectus
(<https://www.augustusminerals.com.au/investor-centre/prospectus>)

Minnie Springs: Sulphide in RC samples


- Widespread pyrite and copper sulphide mineralisation
- Classic porphyry style rock alteration confirmed, grading from potassic to phyllic
- Disseminated and quartz vein hosted mineralisation



Minnie Springs: Sulphide in RC samples



Molybdenum (silver)
with pyrite (yellow)
from Minnie Springs



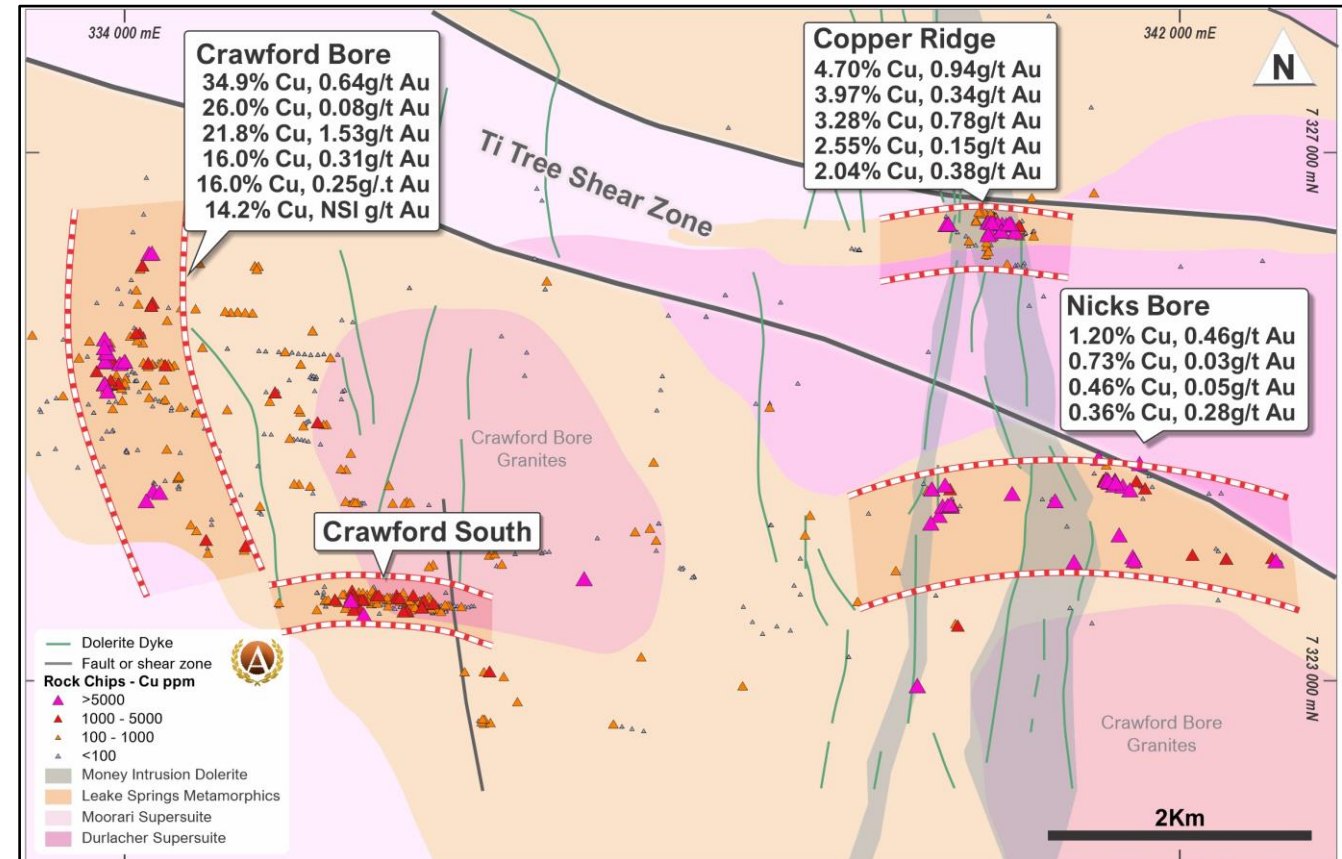
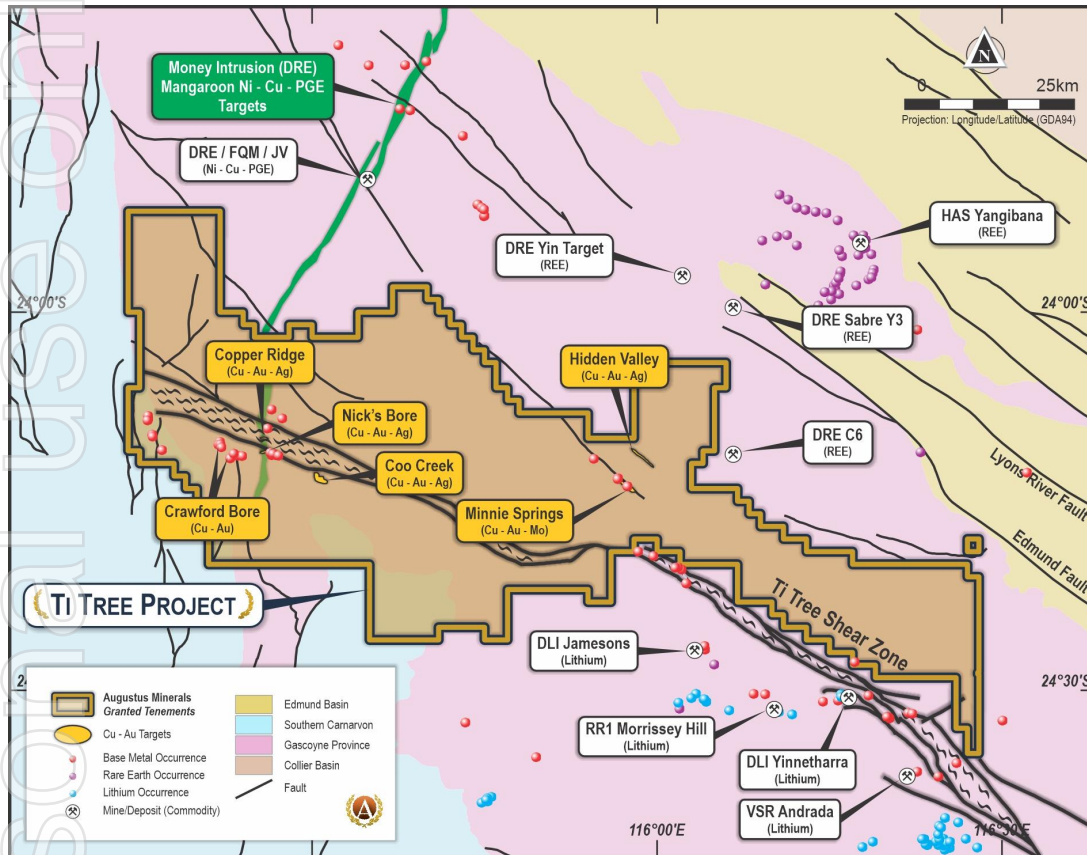
MSRC012: Intercept 127-139m
downhole

- Visual (Chalcopyrite -
Chalcocite – Covellite) copper
minerals

Crawfords: Copper/Gold anomalism – 8kms x 3kms


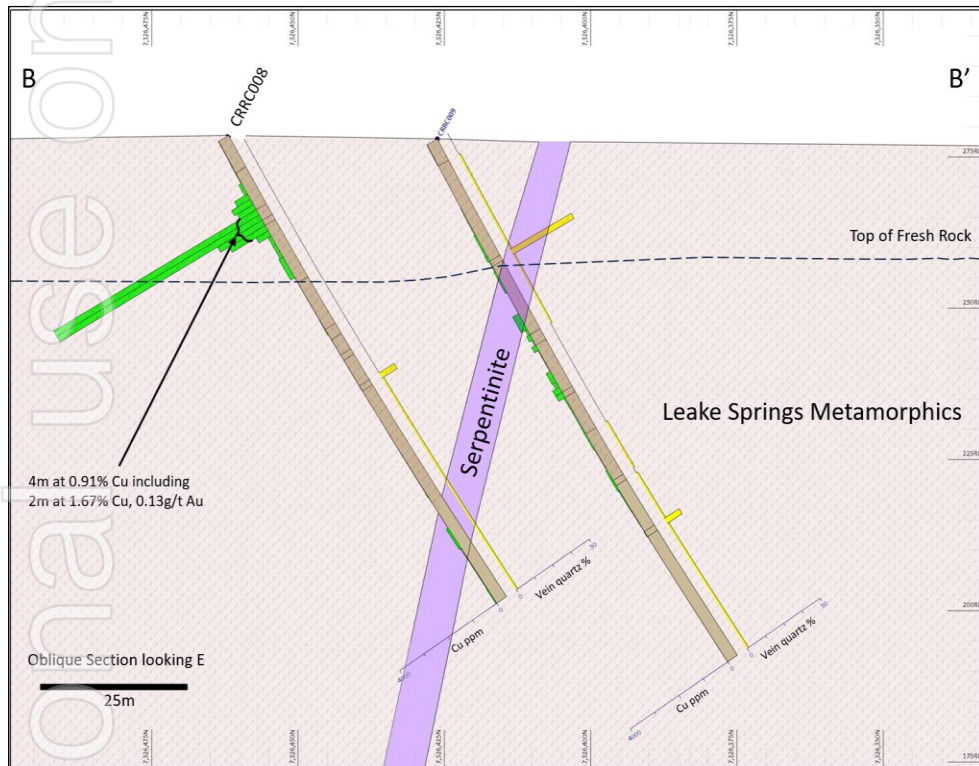
- **Intersection of Ti-Tree Shear and Money Intrusion**
- Numerous rock chip samples >1% in rock chips along 1.3kms of strike

High-grade narrow intersections of copper >1% in 2023 drilling

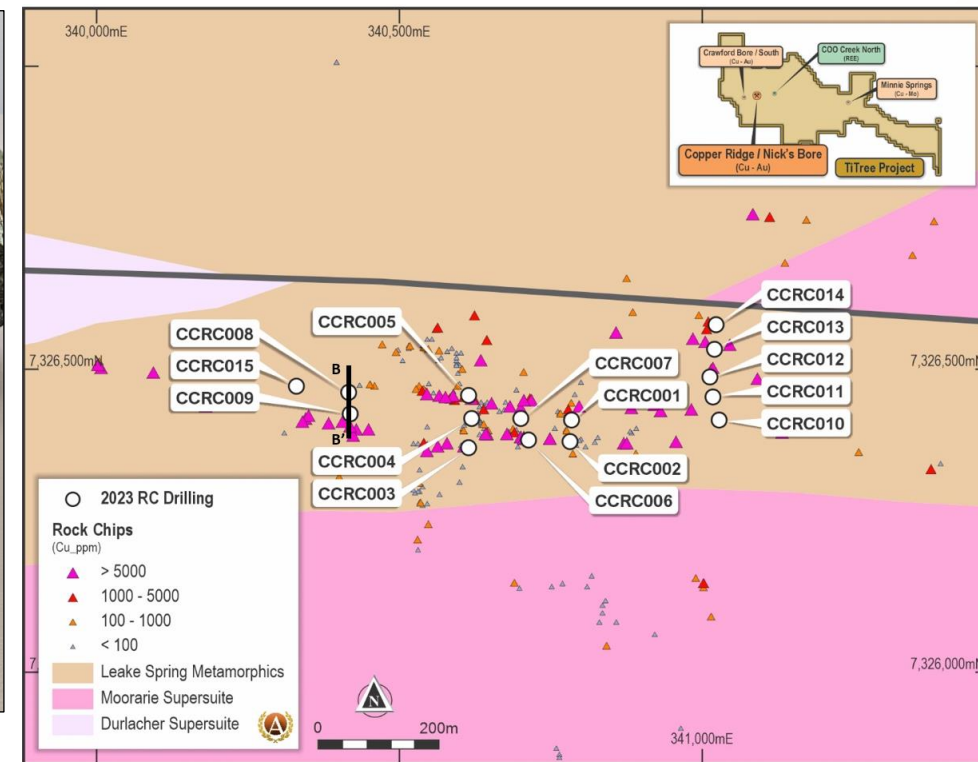


Copper Ridge: High-grade narrow vein Cu

- **High-grade narrow intersections of copper >1% in 2023 drilling**
- Numerous rock chip samples >1% in rock chips along 1.3kms of strike
- Rock chips define 1.7km long Cu anomalism




- Copper oxide malachite (green)
- Copper sulphide chalcopyrite (brassy yellow)




Copper Ridge: Copper RC and rock chips

CRRC008: 2m @ 1.67% Cu



Copper outcrop in Leake Spring Metamorphics



2024 Soil sampling target generation

Money Intrusion Copper-Nickel

Massive to disseminated mineralisation in mafic host rocks
EM airborne survey/IP ground survey

Crawfords Prospects Copper-gold-lead-zinc⁴

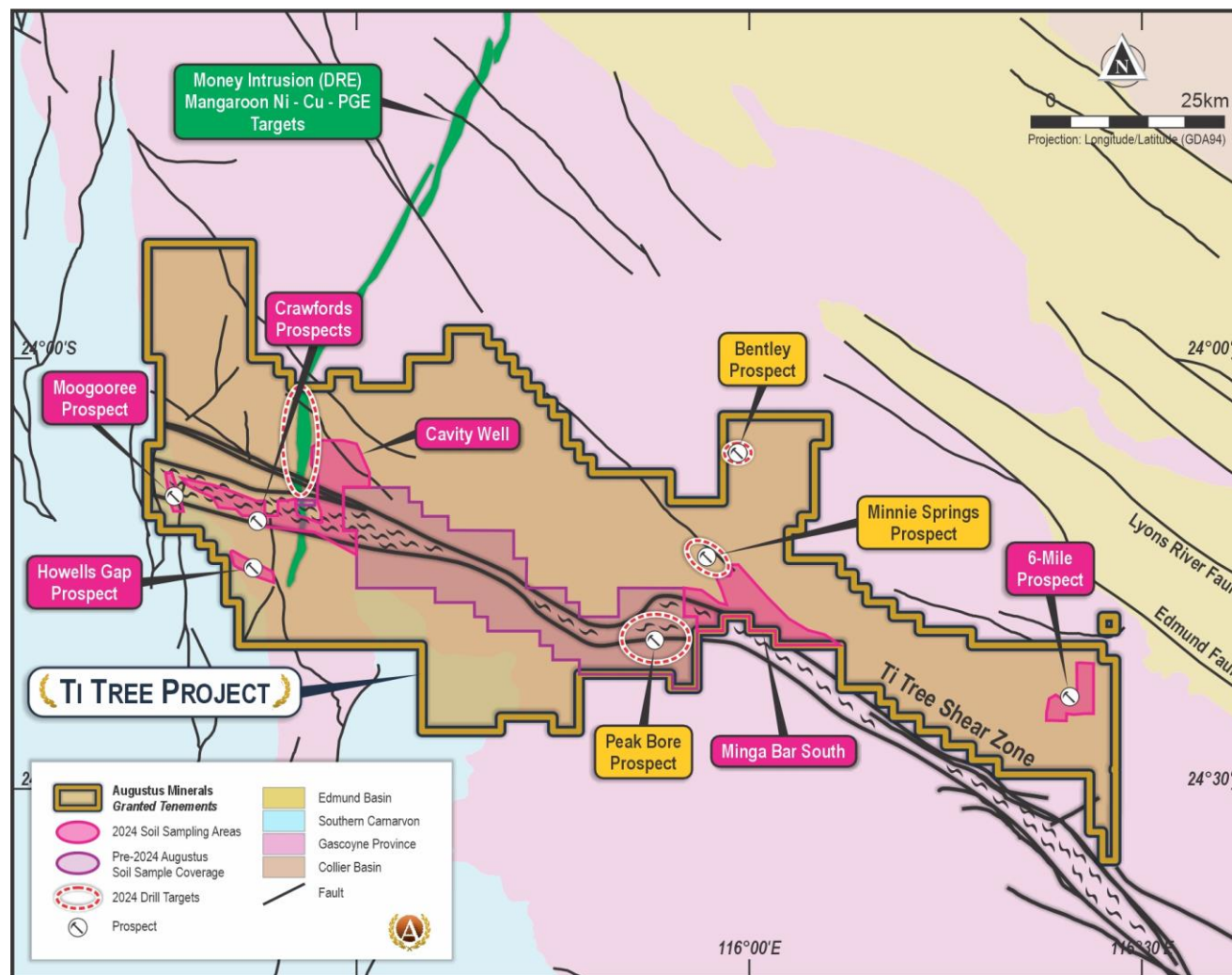
Leake Spring Metamorphics
4m @ 0.91% Cu including 2m @ 1.67% Cu
3m @ 0.28% Cu / 0.82g/t Ag
2m @ 0.26% Cu / 0.26g/t Ag

Moogooree Lead-zinc-uranium¹

Sedimentary – carbonate hosted
Historic ddh 1m @ >1% Zn and 0.14% Pb
Low level U in calcretes

Howells Gap Copper-gold-lead-zinc

Altered Leake Spring Metamorphics
No historic data



Cavity Well Copper-gold

Leake Spring Metamorphic/Moorarie Granite hosted
Possible extensions analagous to Copper Ridge

Minnie Springs Copper-gold⁴

Sheared monzogranite with quartz veining
16m @ 0.38% Cu & 19.43g/t Ag
18m @ 0.37% Cu & 9.69g/t Ag

6-Mile Prospect Copper-gold³

Granitic – quartz vein hosted
400m long trend of Cu-Au rock chips
Historic anomalous rock chips up to 2.8% Cu and 0.45g/t Au

Minga Bar South Copper-gold-silver-molybdenum

Granite hosted copper
Possible extensions to Minnie Springs mineralised trend.

Peak Bore Lithium-rare earths²

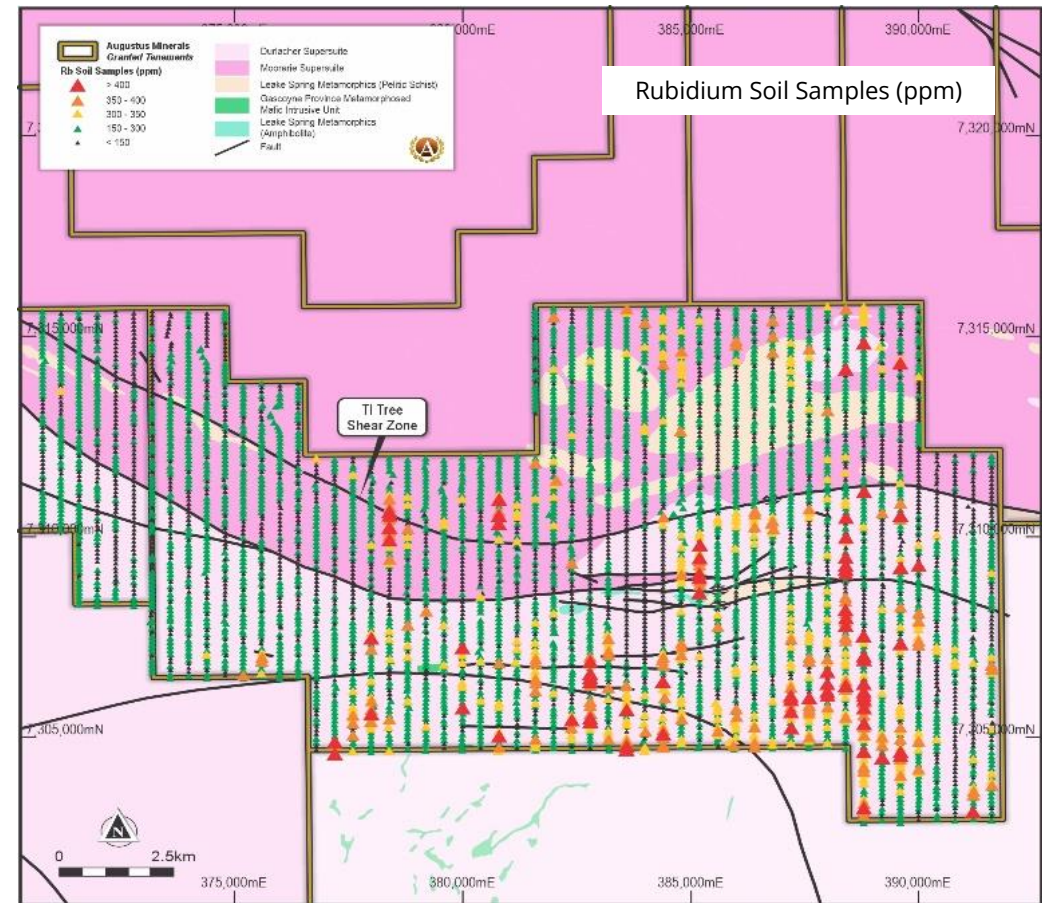
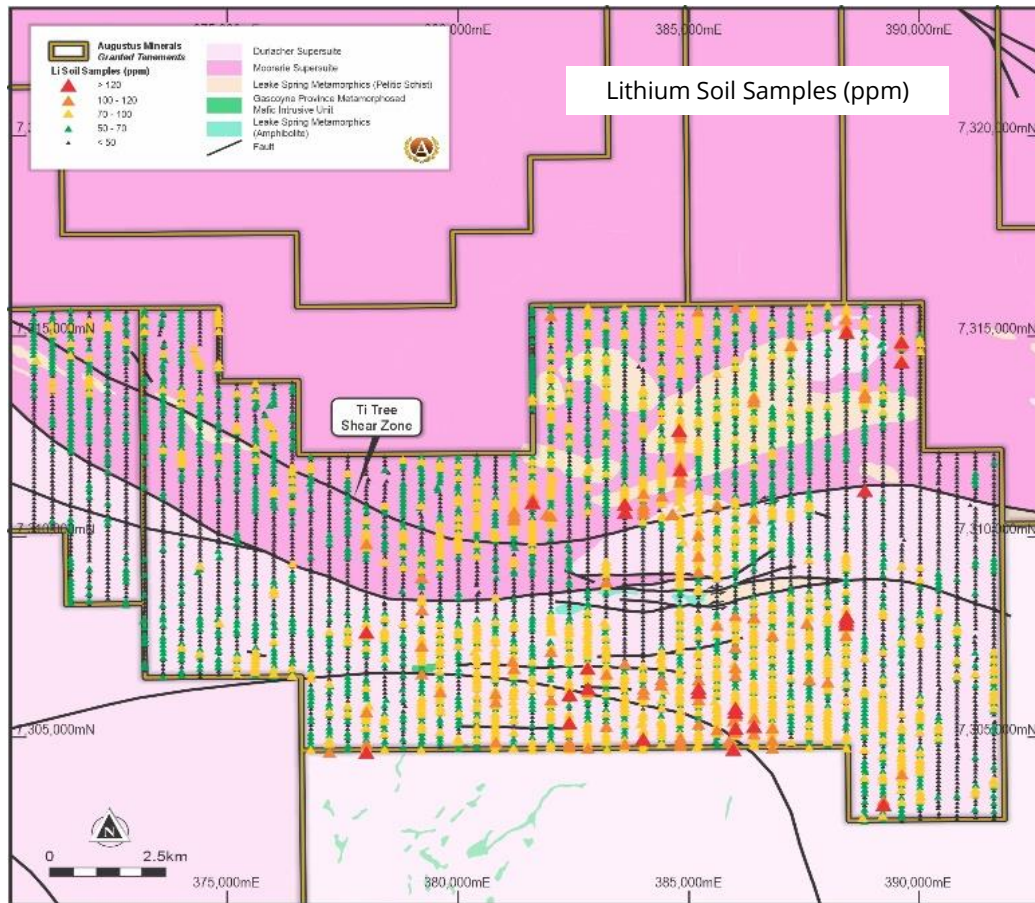
Sedimentary (Leake Spring Metamorphic) hosted
Anomalous soil samples $\text{LiO}_2 > 100\text{ppm}$ and Rubidium $> 400\text{ppm}$

1. AQUITAINE AUSTRALIA MINERALS PTY LTD (Annual Report to 31.12.23, Moogooree Group of Claims Gascoyne Goldfield, WA)
2. Augustus Minerals (ASX:AUG) 30 November 2024 Large lithium soil anomaly defined at Ti-Tree Project
3. WAMEX Report A075940 by Catalyst Metals Limited 2007
4. Augustus Minerals Limited (ASX:AUG) ASX Announcement "Maiden Drilling Results Ti-Tree Project" on 29 January 2024

Lithium targeting: Peak Bore prospect

- Soil sampling (UFF) identified numerous lithium results $\text{Li}_2\text{O} > 100\text{ppm}$ and the key lithium pegmatite pathfinder element Rubidium $> 400\text{ppm}$

- First pass reconnaissance mapping has identified outcrop of mafic greenstone and Leake Spring Metamorphics rock units which host spodumene pegmatites in the region



Rare Earth targeting: Bentley prospect

- Prospective outcrops of ironstones hosting rare earth elements identified at the Bentley prospect
- Bentley has similarities in style to the Yin (Dreadnought) and Yangibana (Hastings) deposits just 20-40kms to the north
- Yin and Yangibana host ~60Mt of ironstones comprising rare earths with NdPr:TREO >30% (world class)
- Potential for new discoveries in highly unexplored terrain
- Follow up RC drilling is scheduled for later in the year



Investment Opportunity

- **Copper Market** - unprecedented growth expected
- **Fully funded** - for all 2024 exploration activities
- **Early Discovery** - focused high-impact drilling during 2024
- **Belt scale tenement coverage** – 85kms of major regional Ti-Tree Shear zone
- **Highly prospective** - regional land holding (3,600km²)
- **Underexplored tenure** - <2% of ground with modern exploration targeting
- **Focused on high demand commodities** – copper, lithium, rare earths



Minnie Springs Copper - Molybdenum Prospect – October 2023



**AUGUSTUS
MINERALS**
LIMITED

Brian Rodan
Executive Chairman

ASX:AUG

(08) 6458 4200

admin@augustusminerals.com.au

www.augustusminerals.com.au

