

QUARTERLY ACTIVITIES REPORT ENDED 31 DECEMBER 2023

Nelson Resources Limited (“Nelson” or “the Company”) is pleased to provide shareholders its Activities Report for the quarter ended 31 December 2023.

Highlights:

- ① Assay results of samples from the recent aircore drilling program at the 100% owned Fortnum Gold Project, 11km south of Westgold’s Fortnum Mine. Best results include:
 - **12m @ 2.59g/t** Au from 44m in FTA052, including **4m @ 7.31g/t** from 48m.
 - **8m @ 0.54g/t** from 36m in FTA007.
 - **8m @ 0.52g/t** from 28m in FTA018.
 - **10m @ 0.45g/t** from 92m in FTA056, including **2m @ 1.13g/t** from 100m (EOH).
- ① The results are highly encouraging and given the wide-spaced nature of the drilling program, demonstrate the potential of the Company’s Fortnum Project to host significant gold mineralisation.
- ① The Company has applied for an exploration license covering circa 213km², within the highly sought after Lake Johnston region. The licence covers the southern extension of the Lake Johnston structural corridor where lithium discoveries have recently been made by Charger Metals and TG Metals to the north.
- ① The Company continues to review new project opportunities, both in Australia and overseas, to complement existing projects and to drive value to shareholders.

For personal use only



NELSON PROJECT PORTFOLIO

For personal use only

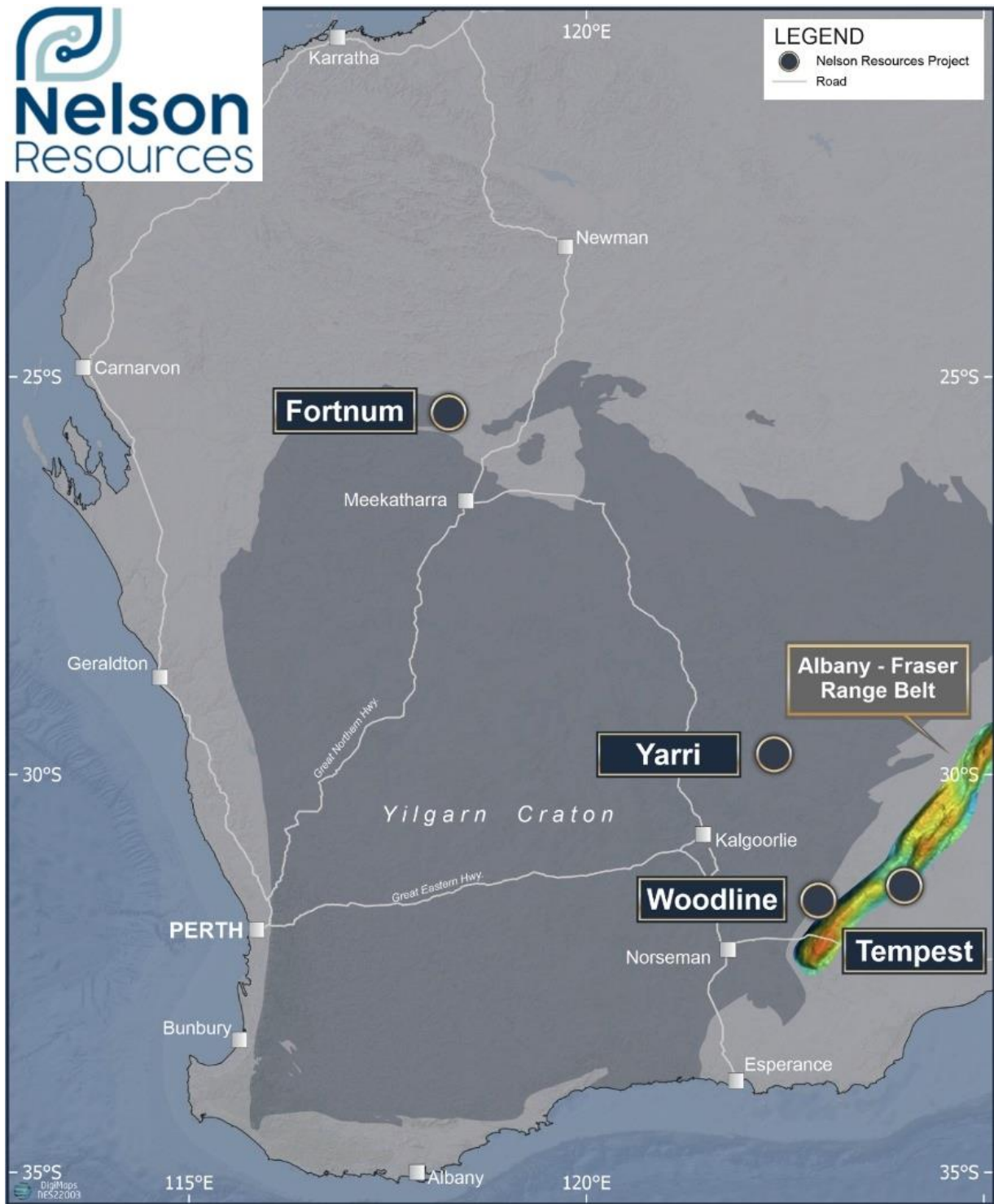


Figure 1: Project Locations.



PROJECT ACTIVITY

Fortnum Project

Following agreement with the traditional owners of the land on which the Fortnum Project is located, an aircore drilling program was completed during September. A total of 46 holes were drilled for 2,640m (Figure 2).

Nelson have explored the project since 2017 and have put a substantial amount of effort into compiling the historical data for the project, which includes:

- Aerial photography, aeromagnetic and remote sensing surveys.
- 2,992 surface samples over the area of the project.
- 566 RAB, and some aircore, drill holes for 14,174m.

This work effectively outlined two linear targets coincident with the western edge of the Despair Granite. Further compilation of the geology also identified that significant areas of the project were poorly tested because the original drilling was too shallow or had been sampled ineffectively.

From this compilation work, interpretation of the results and additional work completed by Nelson, several targets were defined. These targets were tested by a small aircore drilling program, as reported previously. This drilling program was completed during September when a total of 46 aircore drill holes were drilled for 2,640m. The drilling was sampled in 4m composites and sent to the laboratory and these results have now been returned.

The significant intercepts from this work include:

Hole	From	To	Intercept	Including
FTA003	8	16	8m @ 0.29g/t from 8m.	
FTA003	40	56	16m @ 0.17g/t from 40m.	
FTA007	36	44	8m @ 0.54g/t from 36m.	
FTA007	84	86	2m @ 0.32g/t from 84m.	EOH
FTA008	108	116	8m @ 0.23g/t from 108m.	
FTA018	28	36	8m @ 0.52g/t from 28m.	
FTA023	60	63	3m @ 0.14g/t from 60m.	EOH
FTA052	16	28	12m @ 0.45g/t from 16m.	
FTA052	44	56	12m @ 2.59g/t from 44m.	including 4m @ 7.31 g/t from 48m
FTA052	64	66	2m @ 0.19g/t from 64m.	EOH
FTA056	64	68	4m @ 0.24g/t from 64m.	
FTA056	92	102	10m @ 0.45g/t from 92m.	including 2m @ 1.13 g/t from 100m (EOH).

These intercepts are distributed through a wide range of lithologies and through every part of the regolith. Together with the historical results, they define a narrow, 4km long, zone, within deformed Labouchere Formation along the interpreted western edge of the Despair Granite. This zone is interpreted to be related to mineralisation in the basement.

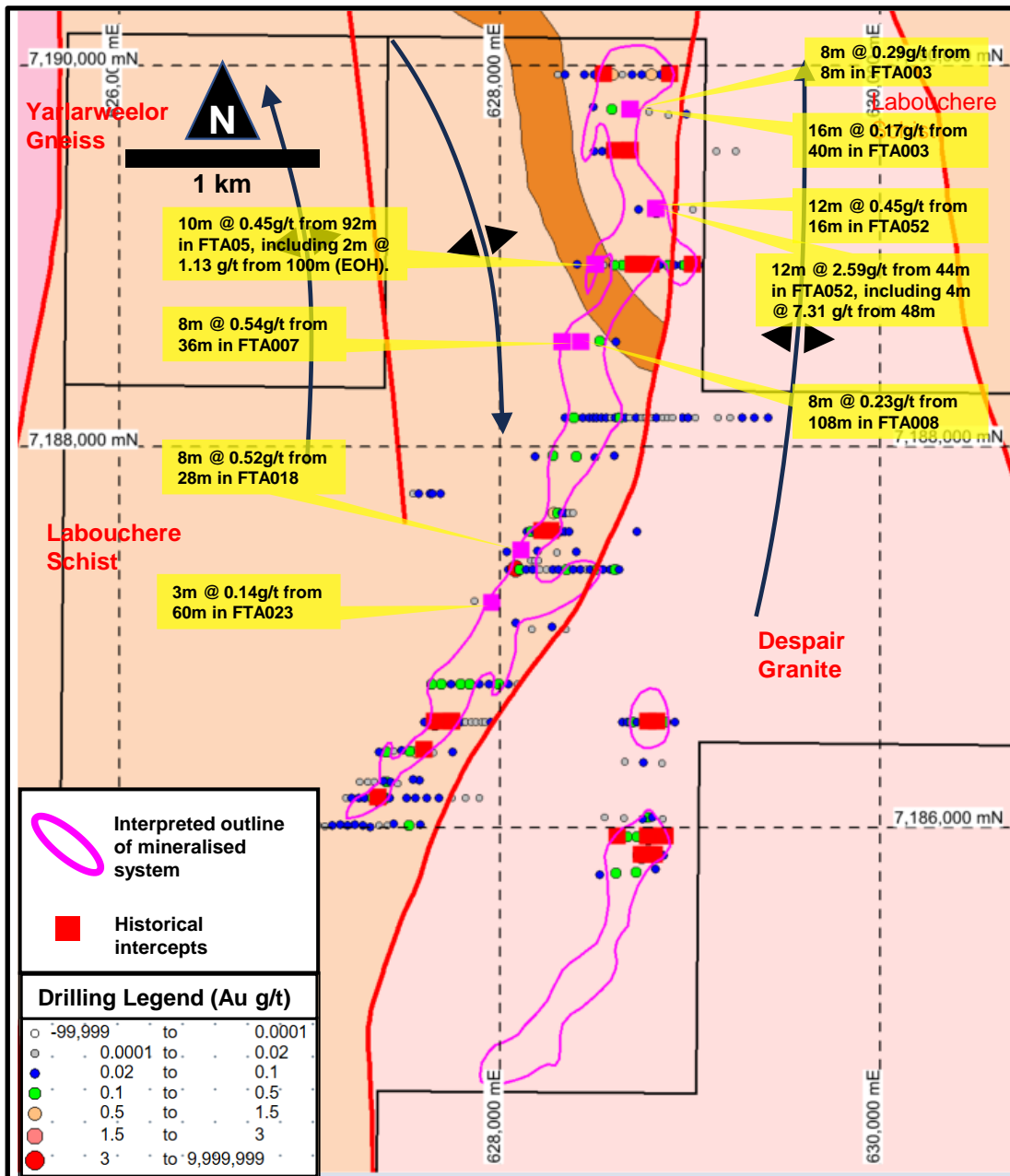


Figure 2: Fortnum Significant intercepts from the recent drilling program on interpreted geology (GSWA) showing location of historical intercepts.

Next Steps

It is clear from the historical and the recent drilling, that there is a mineralised system on the project. However, the scale and intensity are effectively unknown because there is simply not enough drilling over the whole system and limited drilling into un-weathered basement. The range of lithologies intercepted in this program are somewhat more complex than originally interpreted and work is continuing on understanding the mineralised system at the Fortnum Gold Project.

Lake Johnston Project

During the quarter, the Company applied for a circa 215km² exploration license covering the interpreted southern extension of the Lake Johnston structural corridor (**Lake Johnston**). The Lake Johnston project adjoins White Cliff Minerals to the north and sits approximately

For personal use only



60km south of the recent lithium discoveries of Charger Metals and TG Metals.

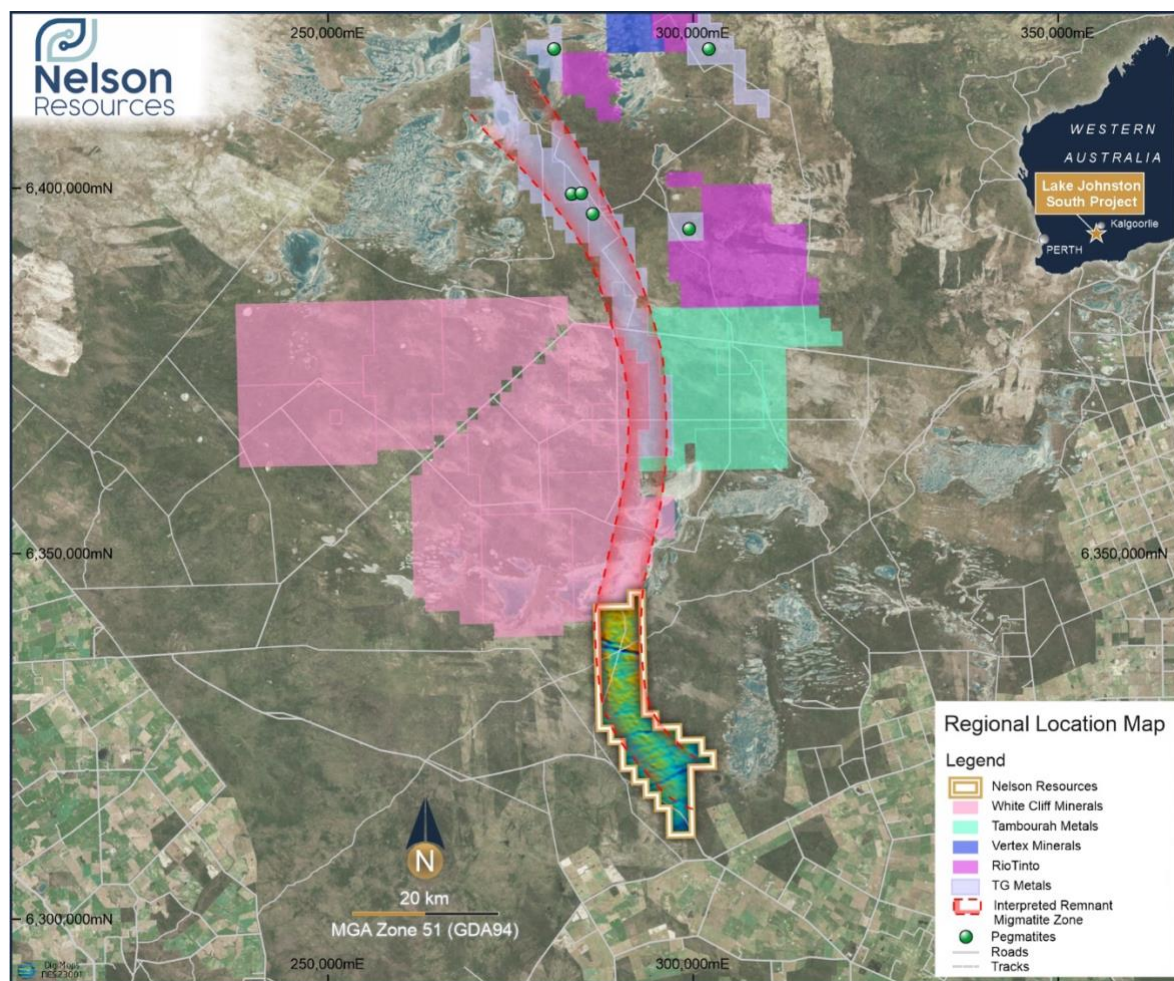


Figure 3: Location Map showing Nelson Resources license area and regional tenement holders.

The Lake Johnston Project consists of 1 exploration license covering circa 213km² and is immediately adjacent to and along strike from White Cliff Mineral's Lake Tay project, and the recent lithium discoveries by Charger Minerals and TG Metals. Based on GSWA airborne magnetics data, the Company interprets that these greenstone and magnetic trends continues into the project area. The broader region is located within the Phillips River Goldfield in the Southern Cross Domain of the Youanmi Terrane in the southern Yilgarn Craton.

The area is underlain by granites, gneisses and migmatite as well as hosting greenstone belts which daylight through the Quaternary transported cover.

Woodline Project

The compilation of the previous work, for the tenements granted during the previous quarter, continued up to the end of December. A review of the project is in progress.



Tempest Project

The grant of new tenements, applied for during the June quarter and reported in the previous quarter, is still awaited.

These tenements are subject of a ballot with one other company and on grant, the Tempest Project will comprise 3 tenements covering 208 km². The project footprint will cover areas where previous work give a strong indication of gold mineralisation in the basement and the cover.

Yarri Project

The purchase of the Yarri Project tenements from Rock Mining Australia Ltd (RMA) was completed during the September quarter.

RMA's Yarri tenements completely surround the Nelson Yarri Project, which is 140 km northeast of Kalgoorlie. Both companies have completed significant drilling campaigns on the project and have generated numerous significant results, as previously reported (Figure).

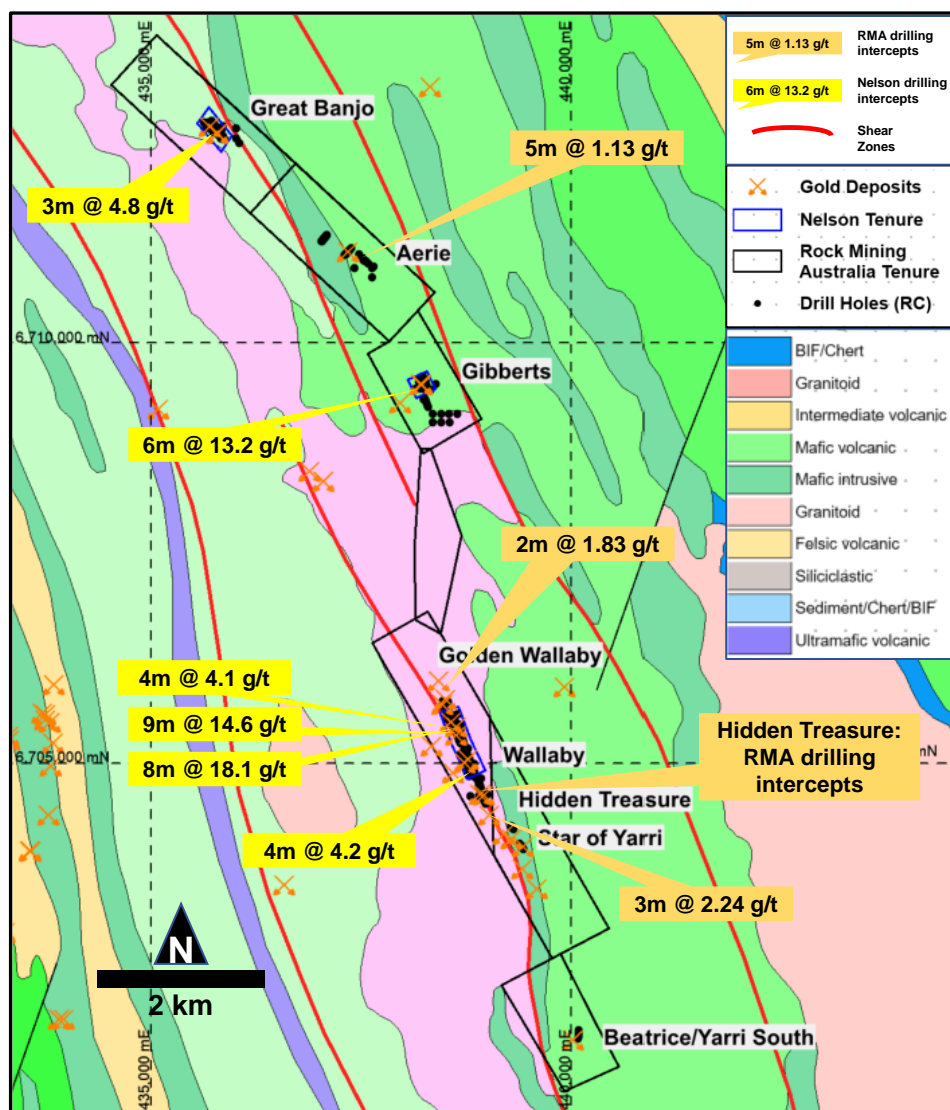


Figure 4: Yarri Project, showing drilling and intercepts by both Nelson and RMA at their

For personal use only



respective regional prospects.

A review of the Yarri project is in progress.

Happy Jack

The Company has a retained 1% NSR on any future gold production on this tenement.

New Project Opportunities

The Company has allocated part of its working capital budget to the identification and evaluation of new mineral resource opportunities in Australia and overseas, undertaking a review of a range of opportunities during the June quarter. Discussions and due diligence are on-going with several opportunities but no decisions have been made at this stage.

In accordance with Listing Rule 5.3.1, the Company reports that there was \$284K spent on exploration and evaluation of projects. Administration and corporate costs were \$76K.

The Company's cash position as at 31 December 2023 was approximately \$0.278 million.

Note 6 to Appendix 5B

Payments to related parties of the entity and their associates:

- Directors fees and wages of \$27,000.
- Company secretarial and accounting services fees of \$15,000.

For further information please contact:

Nicholas Ong

Dan Smith

Director and Company Secretary

Director

Competent Persons Statement

The information in this report that relates to Exploration Results is based on information compiled by Mr Edward Mead, a consulting geologist employed by Nelson Resources Limited. Mr Mead is a Member Australian Institute of Geoscientists and has sufficient experience that is relevant to this style of mineralisation and type of deposit under consideration and to the activity that is being reported on to qualify as a Competent Person as defined in the 2012 edition of the "Australasian Code for Reporting of Exploration Results, Mineral Resources and Ore Reserves". Mr Mead consents to the inclusion in the report of the matters in the form and context in which it appears.

For personal use only



Schedule of Exploration Tenements

The schedule of tenements as at 31 December 2023 is shown below.

TenementID	Name	Status	Interest: Previous Period	Interest Acquired	Interest Reduced	Interest: Current Period
E28/2923	Woodline	Live	100%			100%
E28/2874	Woodline	Live	100%			100%
E28/2633	Woodline	Live	100%			100%
E28/2873	Woodline	Live	100%			100%
E28/2769	Woodline	Live	100%			100%
E28/2679	Woodline	Live	100%			100%
E28/3210	Woodline	Live	100%			100%
E74/800	Lake Johnston	Pending		100%		100%
E74/797	Lake Johnston	Pending		100%		100%
E28/3342	Tempes	Pending	100%			100%
E28/3341	Tempes	Pending	100%			100%
P31/2085	Tempes	Live	100%			100%
P31/2090	Yarri	Live	100%			100%
P31/2088	Yarri	Live	100%			100%
P31/2087	Yarri	Live	100%			100%
P31/2086	Yarri	Live	100%			100%
P31/2091	Yarri	Live	100%			100%
P31/2089	Yarri	Live	100%			100%
E28/2805	Yarri	Live	100%			100%
P31/2093	Yarri	Live	100%			100%
P31/2096	Yarri	Live	100%			100%
M31/490	Yarri	Pending	100%			100%
M31/489	Yarri	Pending	100%			100%
E52/3695	Fortnum	Live	100%			100%
E52/4133	Fortnum	Live	100%			100%

Two new tenements were applied for at the Lake Johnston project and there were no other changes to tenure during the quarter. All tenements remain in good standing.

Appendix 5B

Mining exploration entity or oil and gas exploration entity quarterly cash flow report

Name of entity

Nelson Resources Limited

ABN

83 127 620 482

Quarter ended ("current quarter")

31 December 2023

Consolidated statement of cash flows	Current quarter \$A'000	Year to date (6 months) \$A'000
1. Cash flows from operating activities		
1.1 Receipts from customers	-	-
1.2 Payments for		
(a) exploration & evaluation	-	-
(b) development	-	-
(c) production	-	-
(d) staff costs	(9)	(18)
(e) administration and corporate costs	(76)	(149)
1.3 Dividends received (see note 3)	-	-
1.4 Interest received	2	4
1.5 Interest and other costs of finance paid	-	-
1.6 Income taxes paid	-	-
1.7 Government grants and tax incentives	-	-
1.8 Other (provide details if material)	10	10
1.9 Net cash from / (used in) operating activities	(73)	(153)

2. Cash flows from investing activities		
2.1 Payments to acquire or for:		
(a) entities	-	-
(b) tenements	-	(78)
(c) property, plant and equipment	-	-
(d) exploration & evaluation	(284)	(388)
(e) investments	-	-
(f) other non-current assets	-	-

Mining exploration entity or oil and gas exploration entity quarterly cash flow report

Consolidated statement of cash flows		Current quarter \$A'000	Year to date (6 months) \$A'000
2.2	Proceeds from the disposal of:		
	(a) entities	-	-
	(b) tenements	-	-
	(c) property, plant and equipment	-	-
	(d) investments	-	-
	(e) other non-current assets	-	-
2.3	Cash flows from loans to other entities	-	-
2.4	Dividends received (see note 3)	-	-
2.5	Other (provide details if material)	-	-
2.6	Net cash from / (used in) investing activities	(284)	(466)
3.	Cash flows from financing activities		
3.1	Proceeds from issues of equity securities (excluding convertible debt securities)	-	-
3.2	Proceeds from issue of convertible debt securities	-	-
3.3	Proceeds from exercise of options	-	-
3.4	Transaction costs related to issues of equity securities or convertible debt securities	-	-
3.5	Proceeds from borrowings	-	-
3.6	Repayment of borrowings	-	-
3.7	Transaction costs related to loans and borrowings	-	-
3.8	Dividends paid	-	-
3.9	Other (provide details if material)	-	-
3.10	Net cash from / (used in) financing activities	-	-
4.	Net increase / (decrease) in cash and cash equivalents for the period		
4.1	Cash and cash equivalents at beginning of period	635	897
4.2	Net cash from / (used in) operating activities (item 1.9 above)	(73)	(153)
4.3	Net cash from / (used in) investing activities (item 2.6 above)	(284)	(466)
4.4	Net cash from / (used in) financing activities (item 3.10 above)	-	-

Mining exploration entity or oil and gas exploration entity quarterly cash flow report

Consolidated statement of cash flows		Current quarter \$A'000	Year to date (6 months) \$A'000
4.5	Effect of movement in exchange rates on cash held	-	-
4.6	Cash and cash equivalents at end of period	278	278

5.	Reconciliation of cash and cash equivalents at the end of the quarter (as shown in the consolidated statement of cash flows) to the related items in the accounts	Current quarter \$A'000	Previous quarter \$A'000
5.1	Bank balances	278	635
5.2	Call deposits	-	-
5.3	Bank overdrafts	-	-
5.4	Other (provide details)	-	-
5.5	Cash and cash equivalents at end of quarter (should equal item 4.6 above)	278	635

6.	Payments to related parties of the entity and their associates	Current quarter \$A'000
6.1	Aggregate amount of payments to related parties and their associates included in item 1	42
6.2	Aggregate amount of payments to related parties and their associates included in item 2	-

Note: if any amounts are shown in items 6.1 or 6.2, your quarterly activity report must include a description of, and an explanation for, such payments.

Mining exploration entity or oil and gas exploration entity quarterly cash flow report

7. Financing facilities <i>Note: the term "facility" includes all forms of financing arrangements available to the entity. Add notes as necessary for an understanding of the sources of finance available to the entity.</i>	Total facility amount at quarter end \$A'000	Amount drawn at quarter end \$A'000
7.1 Loan facilities	-	-
7.2 Credit standby arrangements	-	-
7.3 Other (please specify)	-	-
7.4 Total financing facilities	-	-
7.5 Unused financing facilities available at quarter end		-
7.6 Include in the box below a description of each facility above, including the lender, interest rate, maturity date and whether it is secured or unsecured. If any additional financing facilities have been entered into or are proposed to be entered into after quarter end, include a note providing details of those facilities as well. N/A		

8. Estimated cash available for future operating activities	\$A'000
8.1 Net cash from / (used in) operating activities (item 1.9)	(73)
8.2 (Payments for exploration & evaluation classified as investing activities) (item 2.1(d))	(284)
8.3 Total relevant outgoings (item 8.1 + item 8.2)	(357)
8.4 Cash and cash equivalents at quarter end (item 4.6)	278
8.5 Unused finance facilities available at quarter end (item 7.5)	-
8.6 Total available funding (item 8.4 + item 8.5)	278
8.7 Estimated quarters of funding available (item 8.6 divided by item 8.3)	0.78
<i>Note: if the entity has reported positive relevant outgoings (ie a net cash inflow) in item 8.3, answer item 8.7 as "N/A". Otherwise, a figure for the estimated quarters of funding available must be included in item 8.7.</i>	
8.8 If item 8.7 is less than 2 quarters, please provide answers to the following questions:	
8.8.1 Does the entity expect that it will continue to have the current level of net operating cash flows for the time being and, if not, why not?	
Answer: No, the December quarter includes drilling at Fortnum. Current quarter will see the company focus on desktop, geophysical and geochemical sampling activities, which are not as costly as drilling activities.	
8.8.2 Has the entity taken any steps, or does it propose to take any steps, to raise further cash to fund its operations and, if so, what are those steps and how likely does it believe that they will be successful?	
Answer: The Company has the ability to raise equity capital on an as need basis.	
8.8.3 Does the entity expect to be able to continue its operations and to meet its business objectives and, if so, on what basis?	
Answer: Yes, Refer to 8.8.1 and 8.8.2 above.	
<i>Note: where item 8.7 is less than 2 quarters, all of questions 8.8.1, 8.8.2 and 8.8.3 above must be answered.</i>	

Compliance statement

- 1 This statement has been prepared in accordance with accounting standards and policies which comply with Listing Rule 19.11A.
- 2 This statement gives a true and fair view of the matters disclosed.

Date: 31 January 2024

Authorised by: By the Board of Nelson Resources Limited
(Name of body or officer authorising release – see note 4)

Notes

1. This quarterly cash flow report and the accompanying activity report provide a basis for informing the market about the entity's activities for the past quarter, how they have been financed and the effect this has had on its cash position. An entity that wishes to disclose additional information over and above the minimum required under the Listing Rules is encouraged to do so.
2. If this quarterly cash flow report has been prepared in accordance with Australian Accounting Standards, the definitions in, and provisions of, *AASB 6: Exploration for and Evaluation of Mineral Resources* and *AASB 107: Statement of Cash Flows* apply to this report. If this quarterly cash flow report has been prepared in accordance with other accounting standards agreed by ASX pursuant to Listing Rule 19.11A, the corresponding equivalent standards apply to this report.
3. Dividends received may be classified either as cash flows from operating activities or cash flows from investing activities, depending on the accounting policy of the entity.
4. If this report has been authorised for release to the market by your board of directors, you can insert here: "By the board". If it has been authorised for release to the market by a committee of your board of directors, you can insert here: "By the [name of board committee – eg Audit and Risk Committee]". If it has been authorised for release to the market by a disclosure committee, you can insert here: "By the Disclosure Committee".
5. If this report has been authorised for release to the market by your board of directors and you wish to hold yourself out as complying with recommendation 4.2 of the ASX Corporate Governance Council's *Corporate Governance Principles and Recommendations*, the board should have received a declaration from its CEO and CFO that, in their opinion, the financial records of the entity have been properly maintained, that this report complies with the appropriate accounting standards and gives a true and fair view of the cash flows of the entity, and that their opinion has been formed on the basis of a sound system of risk management and internal control which is operating effectively.