

29 January 2024

Quarterly Activities Report for the period ending 31 December 2023

Torque Metals Limited (ASX: **TOR**) ("**Torque**" or the "**Company**"), a Western Australian Exploration Company, provides an update on activities for the three months ending 31 December 2023. Torque completed its due diligence drilling campaign at New Dawn Lithium Project, returning strong results. New Dawn abuts the active Bald Hill Lithium mine (ASX: **MIN**) in WA.

Corporate Development

Material Acquisitions

- Torque acquired three tenements located immediately north of the New Dawn Lithium Project and east of the Paris Gold Project area¹, contributing to Torque's 800km² of consolidated tenure (including areas already held under options to purchase and actioned in January 2024²), collectively named the Penzance Exploration Camp. Refer to Addendum for key terms of acquisitions from Abeh Pty Ltd (and associates) and Parker Hill Pty Ltd.

25 cent Options Underwritten

- Torque entered into an Underwriting Agreement with Euroz Hartleys Limited to underwrite the exercise, at a premium to market, of 2.1 million unlisted options at A\$0.25 each, set to expire on 22 December 2023. The options contributed A\$525,000 (before costs)³.

Change of Chairman

- Non-Executive Director Andrew Woskett was appointed the Company's Chairman, upon the resignation of Mr Pat Burke⁴. Mr Woskett is a senior executive with over 40 years of project and corporate experience in the industry.

Capital Structure

- The Capital Structure at the close of the December Quarter was:
 - Shares on issue: 131,424,081
 - Unlisted Performance Rights: 23,600,000
 - Unlisted Options (\$0.18 - \$0.60): 37,802,779
- Cash Balance as of 31 December was \$2.83 million.

Torque's Managing Director, Cristian Moreno, commented:

"This has been a Quarter of achievements for Torque, particularly with the positive conclusion of the Company's due diligence assessment of New Dawn.

*"We are incredibly pleased with the strong results returned from our DD and RC drill programs at the site, including a cumulative interval of **35 metres** with **10m @ 1.51% Li₂O** from 51m, **15m @ 1.17% Li₂O** from 220m and **10m @ 1.15% Li₂O** from 265m, and a peak cumulative grade of **3.99% Li₂O**.*

"As reported on 17 January 2024 Torque strengthened its presence around the Paris Gold Camp, with the acquisition of Penzance tenements, consolidating our regional tenure to around 800km².

"We are excited to ramp up activity at New Dawn, now under Torque's ownership, with a drill program underway from mid-January testing lodes open in all directions."

¹ ASX Announcement 11 October 2023 - Lithium Drilling Update and Penzance Exploration Camp Expansion

² ASX Announcement 17 January 2024 - Project Acquisition Completed, Lithium Drill Campaign Commences

³ ASX Announcement 13 December 2023 - 25 Cent Options Underwritten

⁴ ASX Announcement 22 December 2023 - Change of Chairman

New Dawn Lithium – Due Diligence

Torque completed its due diligence drilling (RC and DD) program, which encompassed 22 holes for approximately 2,700m. Assay results validated the distribution and grade of pegmatites; all drill holes successfully confirming spodumene⁵, with a peak individual grade of **2.79% Li₂O**.

An RC rig was used to focus on the extensional systems in the eastern edge of the tenement and a second RC rig was mobilised to accelerate the drilling campaign⁶. Drilling was designed to extend the strike of multiple shallow and at-depth vertically stacked pegmatites, with Torque interpreting the pegmatite bodies at New Dawn follow a westerly continuation of those mined at Bald Hill (*Figure 2*).

Torque's pre-acquisition work at New Dawn confirmed its prospectivity for lithium spodumene, located a mere 600m along strike from the **26.5Mt @ 1% Li₂O** spodumene Bald Hill Lithium Tantalum mine⁷ (*Figure 1*). Reverse Circulation (RC) and diamond drill (DD) rigs tested multiple pegmatite targets and assays located high-grade lithium (spodumene) lodes. The best hole intersected **35** cumulative metres of highly mineralised pegmatites⁸ (*Figure 3, hole 23NDRC016*):

- **10m @ 1.51% Li₂O**, from 51m including **1m @ 3.99% Li₂O**, from 52m
and: **15m @ 1.17% Li₂O**, from 220m including **7m @ 2.12% Li₂O**, from 221m
and: **10m @ 1.15% Li₂O**, from 265m including **6m @ 1.76% Li₂O**, from 267m



Figure 1 New Dawn (foreground) and Bald Hill (background) projects. Perspective view to the east.

⁵ ASX Announcement 19 October 2023 – First Assays Confirm Lithium and Multiple Pegmatites

⁶ ASX Announcement 27 October 2023 - Second Rig Mobilised to New Dawn Lithium Project

⁷ For details on the Bald Hill Lithium and Tantalum Mine, refer to the website of Alita Resources: <https://allianceminerals.com.au/>

⁸ ASX Announcement 7 December 2023 – Assays Confirm High-Grade Lithium at New Dawn

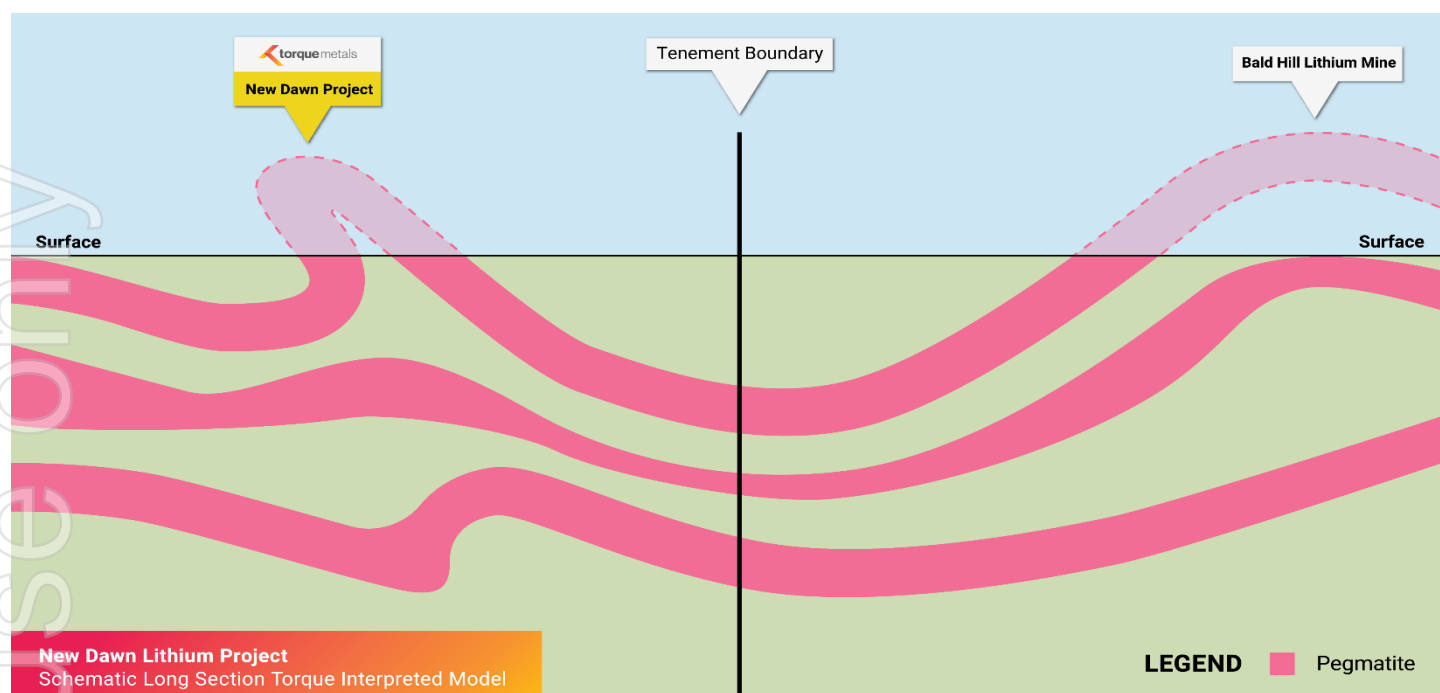


Figure 2 Torque's interpreted model of pegmatite lithium tantalum bodies, view north.

Other significant intersections include

- 23NDRC003: **4m @ 0.99% Li₂O**, from 55m including **2m @ 1.17% Li₂O**, from 55m
- 23NDRC005: **7m @ 1.01% Li₂O**, from 28m including **2m @ 1.42% Li₂O**, from 29m and: **7m @ 1.06% Li₂O**, from 196m including **4m @ 1.64% Li₂O**, from 198m
- 23NDRC007: **8m @ 1.09% Li₂O**, from 47m including **1m @ 3.66% Li₂O**, from 53m and: **14m @ 1.01% Li₂O**, from 192m including **4m @ 2.32% Li₂O**, from 199m and: **6m @ 0.66% Li₂O**, from 259m including **1m @ 1.41% Li₂O**, from 263m
- 23NDRC008: **7m @ 1.01% Li₂O**, from 173m including **3m @ 1.91% Li₂O**, from 176m and: **7m @ 1.01% Li₂O**, from 213m including **3m @ 1.79% Li₂O**, from 216m and: **4m @ 1.02% Li₂O**, from 257m including **2m @ 1.87% Li₂O**, from 258m
- 23NDRC009: **5m @ 1.05% Li₂O**, from 202m including **3m @ 1.64% Li₂O**, from 202m
- 23NDRC010: **5m @ 0.73% Li₂O**, from 68m including **1m @ 1.28% Li₂O**, from 70m and: **1m @ 1.23% Li₂O**, from 264m
- 23NDRC011: **4m @ 1.04% Li₂O**, from 268m including **3m @ 1.24% Li₂O**, from 268m
- 23NDRC012: **12m @ 1.00% Li₂O**, from 39m including **2m @ 2.04% Li₂O**, from 42m and: **8m @ 0.92% Li₂O**, from 193m including **3m @ 1.29% Li₂O**, from 193m and: **3m @ 0.98% Li₂O**, from 254m including **1m @ 1.79% Li₂O**, from 254m and: **3m @ 0.98% Li₂O**, from 263m including **2m @ 1.18% Li₂O**, from 264m
- 23NDRC013: **10m @ 1.15% Li₂O**, from 208m including **5m @ 2.15% Li₂O**, from 209m and: **12m @ 1.18% Li₂O**, from 239m including **4m @ 2.14% Li₂O**, from 243m
- 23NDRC014: **7m @ 0.99% Li₂O**, from 191m including **3m @ 1.77% Li₂O**, from 194m and: **2m @ 1.07% Li₂O**, from 227m and: **9m @ 1.02% Li₂O**, from 237m including **2m @ 2.21% Li₂O**, from 240m
- 23NDRC015: **9m @ 1.01% Li₂O**, from 263m including **3m @ 2.24% Li₂O**, from 263m
- 23NDRC017: **8m @ 1.01% Li₂O**, from 232m including **1m @ 3.42% Li₂O**, from 238m
- 23NDRC019: **6m @ 0.83% Li₂O**, from 30m including **2m @ 1.78% Li₂O**, from 30m

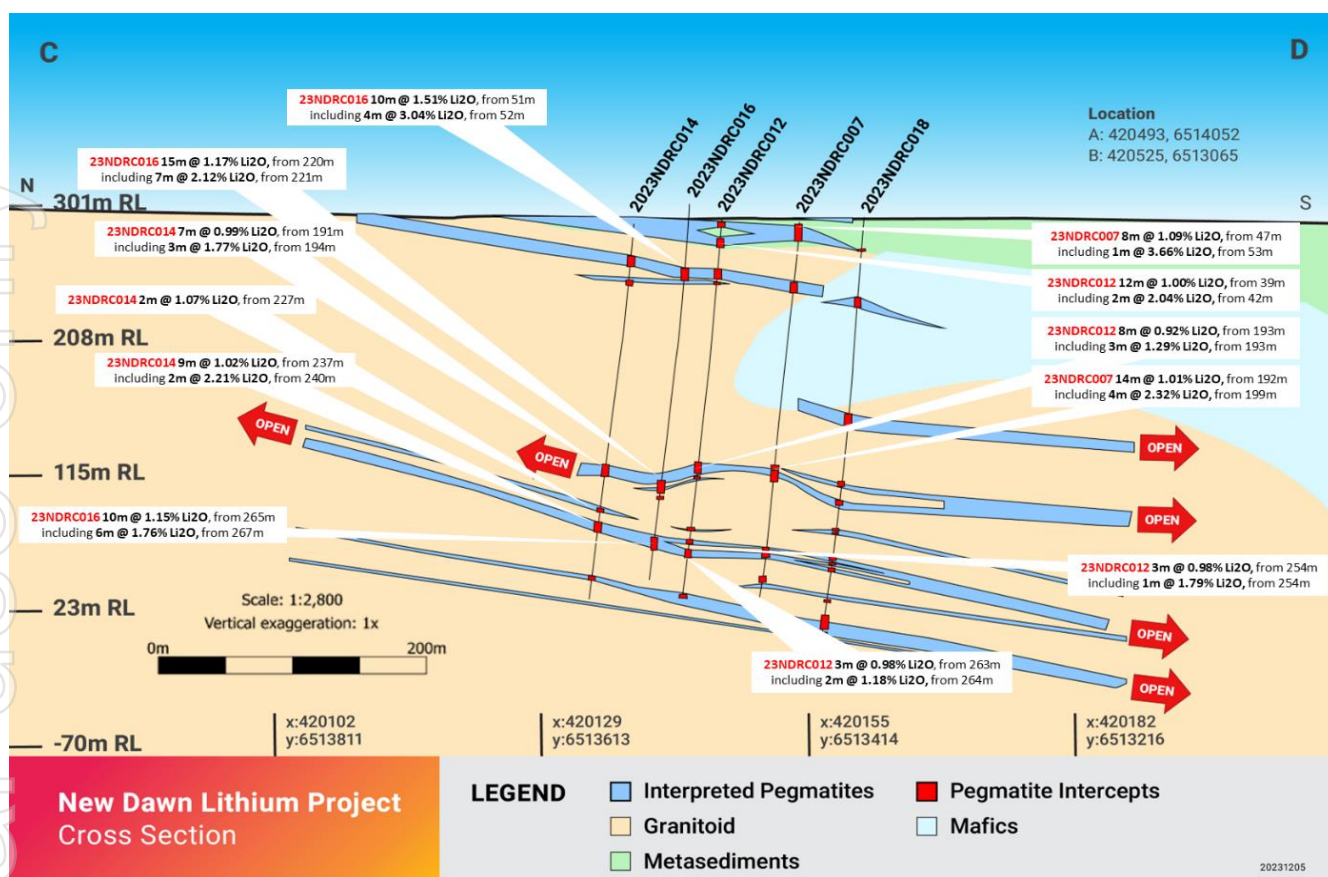


Figure 3 New Dawn Lithium Project, cross section C - D including relevant grades

Torque interprets lodes to continue up dip to the west within New Dawn tenements and to be open all directions (Figure 4):

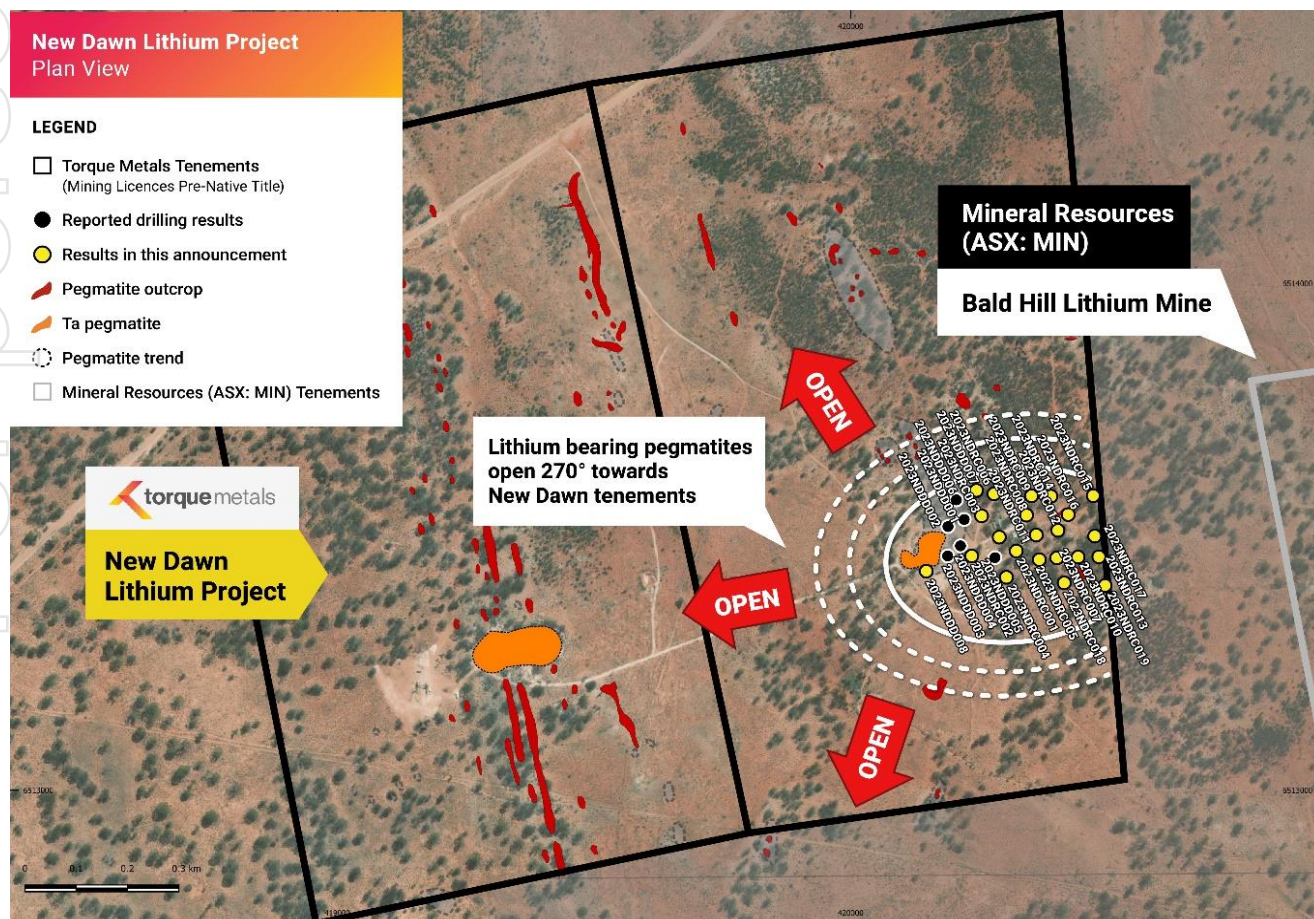


Figure 4 New Dawn Lithium Project showing outcropping pegmatites and drillhole locations.

Penzance Acquisitions

During the Quarter Torque concluded a purchase agreement with Parker Hill Pty Ltd which delivered three tenements (Figure 5) - one close by the Paris Gold Project and two with lithium potential along the same geological trend as New Dawn.

Through that acquisition and exercise of the Abeh options (17 January 2024) Torque's land area expanded to some 800km²; being 12 mining, 4 prospecting and 26 exploration licences (7 under application).

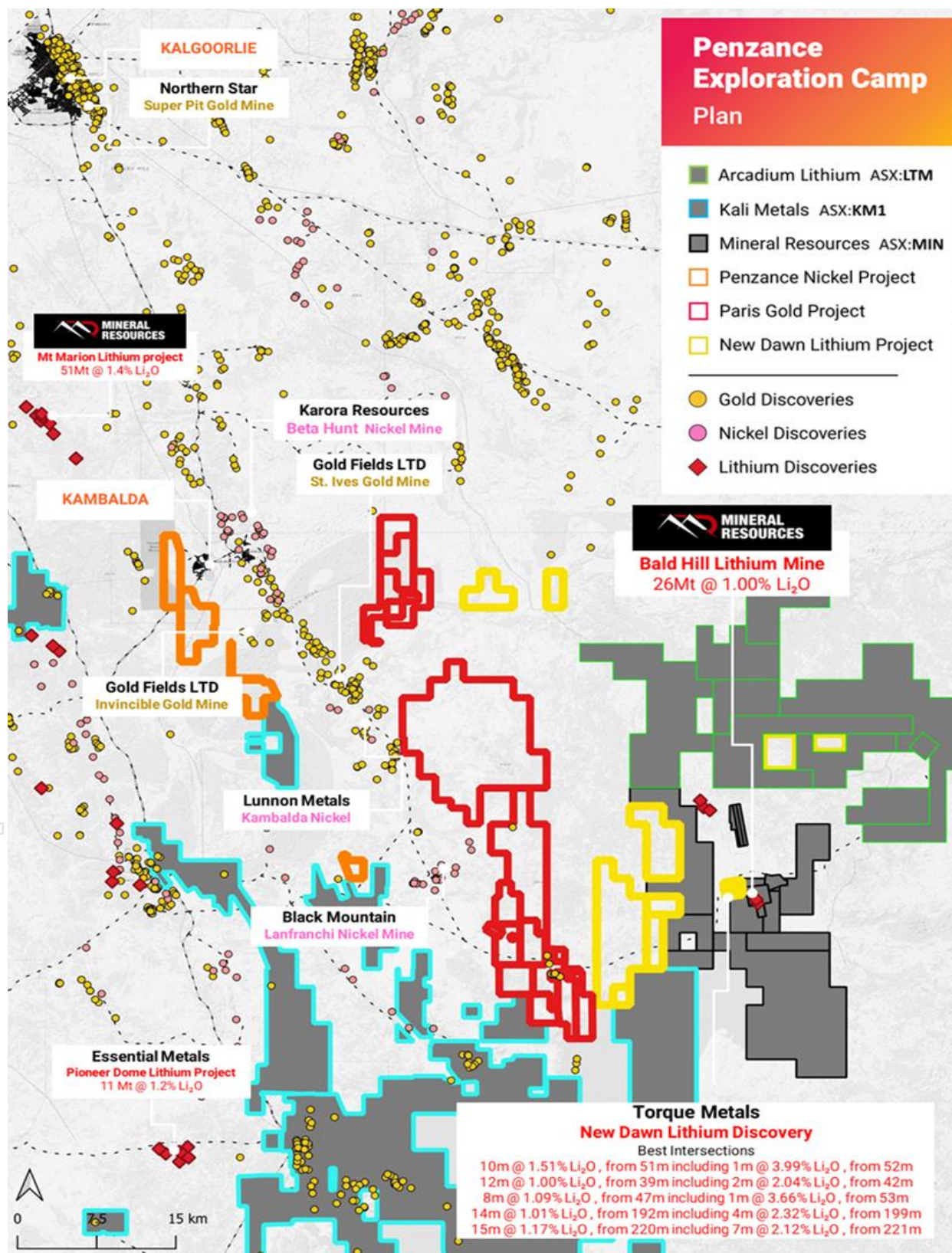


Figure 5 Torque's tenement position after purchases.

Quarter Information per ASX Listing Rules (LR)

1. LR 5.3.1: Exploration and Evaluation Expenditure relating to exploration activity was \$1.256 million.
2. LR 5.3.2: The Company did not conduct any mining production or development activities.
3. LR 5.3.5: Payments to related parties of the Company and their associates under remuneration arrangements, directors' fees and superannuation aggregated to \$205,000.

ASX Announcements

This Activities Report contains information reported in accordance with JORC 2012 in the following announcements released during the Quarter - from which full details of the exploration results referred to herein including relevant JORC information can be accessed:

- 11 October 2023 – Lithium Drilling Update and Project Expansion
- 19 October 2023 – First Assays Confirm Lithium and Multiple Pegmatites
- 27 October 2023 – Second Rig Mobilised to New Dawn Lithium Project
- 15 November 2023 – High-Grade Lithium Intercepts at New Dawn
- 20 November 2023 – Spodumene in RC Drill Chips at New Dawn
- 7 December 2023 – Assays Confirm High-Grade Lithium at New Dawn
- 22 December 2023 – Change of Chairman

TENEMENT INFORMATION REPORTED AS REQUIRED BY ASX LISTING RULE 5.3.3.

Tenement	Project Name	Registered Holder	Area	Status	Beneficial Interest
M 15/1175	Paris Gold	Torque Metals Ltd	9.299 ha	Granted	100%
M 15/479	Paris Gold	Torque Metals Ltd	965.2 ha	Granted	100%
M 15/480	Paris Gold	Torque Metals Ltd	976.65 ha	Granted	100%
M 15/481	Paris Gold	Torque Metals Ltd	930.85 ha	Granted	100%
M 15/482	Paris Gold	Torque Metals Ltd	855.6 ha	Granted	100%
M 15/496	Paris Gold	Torque Metals Ltd	911.5 ha	Granted	100%
M 15/497	Paris Gold	Torque Metals Ltd	989.85 ha	Granted	100%
M 15/498	Paris Gold	Torque Metals Ltd	998.55 ha	Granted	100%
M 15/1719	Paris Gold	Torque Metals Ltd	120.15 ha	Granted	100%
P 15/5992	Paris Gold	Torque Metals Ltd	8.84 ha	Granted	100%
P 15/6149	Paris Gold	Torque Metals Ltd	30 ha	Granted	100%
E 15/1736	Paris Gold	Torque Metals Ltd	1 bl	Granted	80%
E 15/1747	Paris Gold	Torque Metals Ltd	4 bl	Granted	80%
E 15/1752	Paris Gold	Torque Metals Ltd	20 bl	Granted	80%
E15/1391	Paris Gold ¹	ABEH Pty. Ltd.	9 bl	Granted	100%
E15/1393	Paris Gold ¹	ABEH Pty. Ltd.	17 bl	Granted	100%
E15/1566	Paris Gold ¹	ABEH Pty. Ltd.	4 bl	Granted	100%
E26/0166	Paris Gold ¹	Strindberg B.	3 bl	Granted	100%
M15/1478	Paris Gold ¹	Strindberg M	127 ha	Granted	100%
E15/1921	Paris Gold ¹	Parker Hill Pty. Ltd.	5 bl	Granted	100%
E15/1892	Paris Gold ¹	Pascoe B.	9 bl	Pending	100%
E15/2053	Paris Gold	Torque Metals Ltd	1 bl	Pending	100%
E15/2060	Paris Gold ¹	Torque Metals Ltd	1 bl	Pending	100%
E15/2061	Paris Gold ¹	Torque Metals Ltd	6 bl	Pending	100%
E15/2062	Paris Gold ¹	Torque Metals Ltd	14 bl	Pending	100%
E15/1904	New Dawn Lithium ¹	Torque Metals Ltd	1 bl	Pending	100%
E15/1916	New Dawn Lithium ¹	Torque Metals Ltd	18 bl	Pending	100%
E15/1961	New Dawn Lithium ¹	Torque Metals Ltd	3 bl	Pending	100%
E15/1990	New Dawn Lithium ¹	Torque Metals Ltd	8 bl	Pending	100%
E15/1991	New Dawn Lithium ¹	Torque Metals Ltd	4 bl	Pending	100%
E15/1992	New Dawn Lithium ¹	Torque Metals Ltd	4 bl	Pending	100%
E15/1993	New Dawn Lithium ¹	Torque Metals Ltd	2 bl	Pending	100%
M15/0217	New Dawn Lithium ¹	Strindberg H. S & M	126.4 ha	Granted	100%
M15/0468	New Dawn Lithium ¹	Strindberg H. S & M	127.1 ha	Granted	100%
E15/1922	New Dawn Lithium ¹	Parker Hill Pty. Ltd.	4 bl	Granted	100%
E15/1923	New Dawn Lithium ¹	Parker Hill Pty. Ltd.	2 bl	Granted	100%
E15/1894	Penzance Nickel ²	Pascoe B.	4 bl	Granted	100%
P15/6727	Penzance Nickel ²	Strindberg M.	27.28 ha	Granted	100%
P15/6036	Penzance Nickel ²	Strindberg M.	68 ha	Granted	100%
E15/1354	Penzance Nickel ²	Strindberg M	4 bl	Granted	100%
E15/1681	Penzance Nickel ²	ABEH Pty. Ltd.	9 bl	Granted	100%
E15/1905	Penzance Nickel ²	ABEH Pty. Ltd.	3 bl	Granted	100%
E 77/2522	Bullfinch ³	Torque Metals Ltd	70 bl	Granted	100%
E 77/2222	Bullfinch ³	Torque Metals Ltd	27 bl	Granted	100%
E 77/2251	Bullfinch ³	Torque Metals Ltd	2 bl	Granted	100%
E 77/2350	Bullfinch ³	Torque Metals Ltd	64 bl	Granted	100%
E 77/2607	Bullfinch ³	Torque Metals Ltd	16 bl	Granted	100%
E77/2939	Bullfinch ³	Torque Metals Ltd	19 bl	Pending	100%
E45/6874	Torque Metals Projects	Torque Metals Ltd	3 bl	Pending	100%
E45/6876	Torque Metals Projects	Torque Metals Ltd	5 bl	Pending	100%
E45/6878	Torque Metals Projects	Torque Metals Ltd	34 bl	Pending	100%
E45/6880	Torque Metals Projects	Torque Metals Ltd	2 bl	Pending	100%
E45/6882	Torque Metals Projects	Torque Metals Ltd	7bl	Pending	100%
E45/6883	Torque Metals Projects	Torque Metals Ltd	2 bl	Pending	100%

Addendum – Tenement Purchases and Sale

1 ABEH and associates

The material terms of the Abeh Agreements are as follows:

- (a) The Company paid \$150,000 for exclusive Options to acquire the tenement package. The Options may be exercised at any time during the period 1 January – 31 January 2024.
- b) Upon exercise of the Options, conditional upon due diligence by the Company, shareholder approval for the Consideration Shares and Performance Shares and any other regulatory approvals (Conditions), the Company shall acquire the tenement package on the following terms:
 - i. \$600,000 cash and \$900,000 shares calculated based on the 5-day VWAP to close of trade on 8 December 2023;
 - ii. 15 million Shares (Consideration Shares), with 7.5 million thereof escrowed for 6 months;
 - iii. 2% N.S.R;
 - iv. The issue of 85 million Performance Shares which will be convertible into Shares on satisfaction of the performance milestones as disclosed in the ASX announcement dated 5 September 2023.
- (c) ABEH and associates' nominee Director, Mr Imants Kins, was appointed to the Board of Torque Metals on 18 January 2024.
- (d) If the Conditions are not satisfied (or waived) on or before 5.00pm on 31 January 2024, the Agreements shall terminate. For clarity, Torque exercised its options to purchase on 11 January 2024 and the transaction was completed by 16 January 2024.

2 Parker Hill Pty Ltd

Three tenements were acquired from private vendor Parker Hill Pty Ltd for consideration of 500,000 ordinary shares at an issue price of 32 cents per share and 1,500,000 unlisted options with an exercise price of \$0.60, expiring 3 years from the date of issue, together with payment of \$20,000 as part reimbursement of tenement expenditures. Shareholder approval for the issue of shares and unlisted options was obtained at the November 2023 AGM.

3 Altan Rio Minerals Limited (a subsidiary of Golden Horse Minerals Ltd)

On 27 June 2023 the Company announced divestment of its Bullfinch Project in a conditional binding sale agreement with TSX-V listed Altan Rio Minerals Limited (Altan). Under the agreement, and subject to certain other conditions and extension options, these tenements may be assigned to Altan on or before 15 March 2024. Altan is required to meet expenditure obligations and otherwise keep the tenements in good standing pending legal completion and transfer of title from Torque.

About Torque Metals

Torque is a smart exploration company with a proven discovery methodology, combining drilling results with machine learning algorithms and geological interpretation. Torque's Board and management have successful records and extensive experience in the exploration, development and financing of mining projects in Australia.

Torque's Penzance Exploration Camp, extending over ~800km², includes 12 wholly owned, development-ready, pre-native title mining, 4 prospecting and 26 exploration licences (7 under application) ~30km east of Widgiemooltha in WA.

Torque is focused on mineral exploration in this well-established mineral province. Torque continues to evaluate and pursue other prospective opportunities in the resources sector in line with a strategy to develop high quality assets.

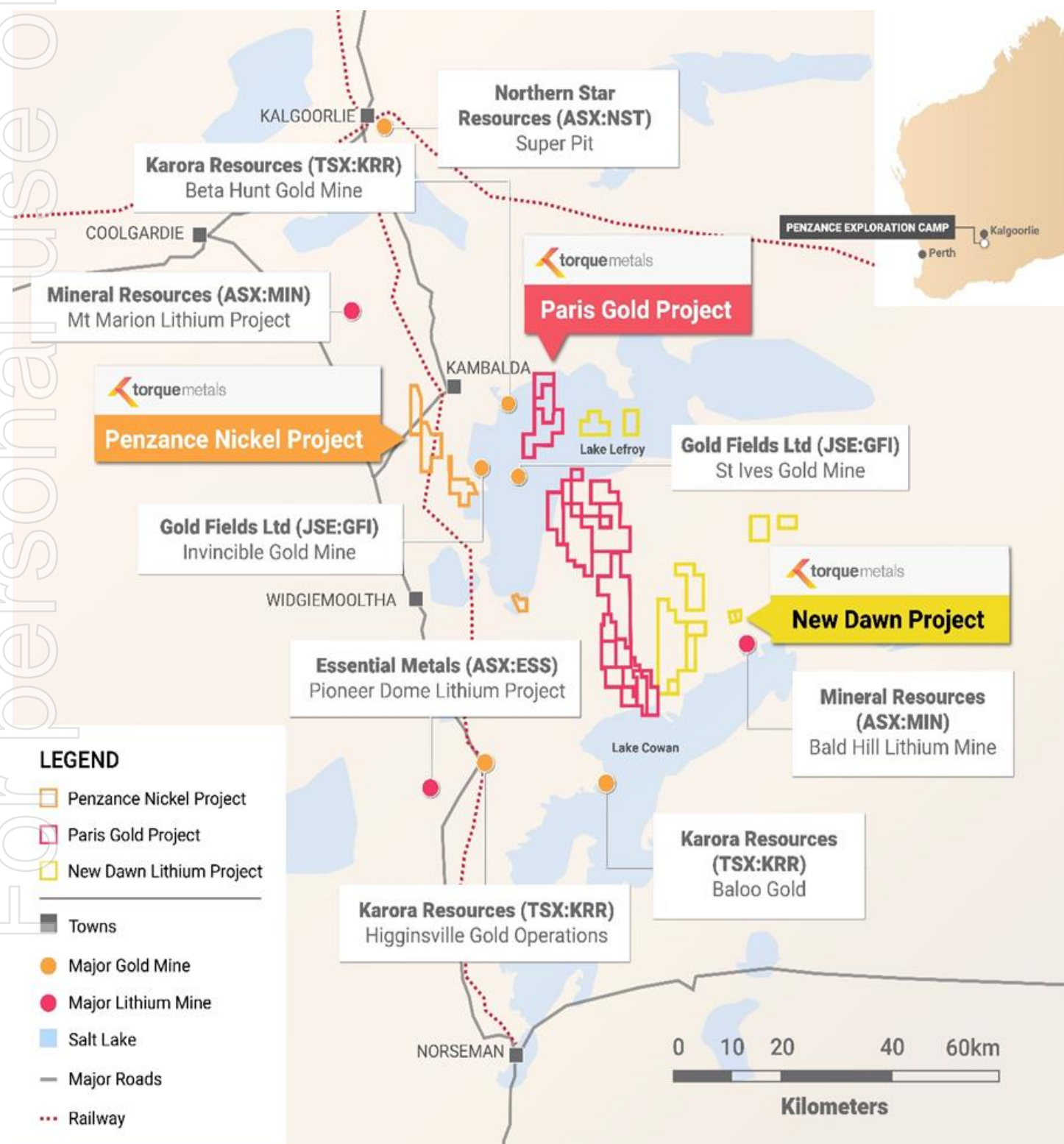


Figure 6 Penzance Exploration Camp including tenements under option.

Competent Person Statement – Exploration Results

The information in this announcement that relates to Exploration Results is based on information compiled by Mr Cristian Moreno, who is a Member of the Australasian Institute of Mining and Metallurgy as well a Member of the Australian Institute of Company Directors. Mr Moreno is an employee of Torque Metals Limited ("the Company"), is eligible to participate in short and long-term incentive plans in the Company and holds performance rights in the Company as has been previously disclosed. Mr Moreno has sufficient experience which is relevant to the style of mineralisation and type of deposit under consideration and to the activity which he is undertaking to qualify as a Competent Person as defined in the 2012 Edition of the 'Australasian Code for Reporting of Exploration Results, Mineral Resources and Ore Reserves'. Mr Moreno consents to the inclusion in this announcement of the matters based on his information in the form and context in which it appears.

Forward Looking Statements

This report may contain certain "forward-looking statements" which may not have been based solely on historical facts, but rather may be based on the Company's current expectations about future events and results. Where the Company expresses or implies an expectation or belief as to future events or results, such expectation or belief is expressed in good faith and believed to have a reasonable basis.

However, forward looking statements are subject to risks, uncertainties, assumptions, and other factors which could cause actual results to differ materially from future results expressed, projected, or implied by such forward-looking statements. Readers should not place undue reliance on forward looking information. The Company does not undertake any obligation to release publicly any revisions to any "forward-looking statement" to reflect events or circumstances after the date of this report, or to reflect the occurrence of unanticipated events, except as may be required under applicable securities laws.

This announcement has been authorised by the Board of Directors of Torque Metals.

For more information contact:

Cristian Moreno
Managing Director
Torque Metals
cristian@torquemetals.com
M: +61 410280809
www.torquemetals.com

Media:
Fiona Marshall, Senior Communications Advisor
White Noise Communications
M: +61 400512109
fiona@whitenoisecomms.com

Appendix 5B

Mining exploration entity or oil and gas exploration entity quarterly cash flow report

Name of entity

Torque Metals Limited

ABN

44 621 122 905

Quarter ended ("current quarter")

31 December 2023

Consolidated statement of cash flows		Current quarter \$A'000	Year to date (6 months) \$A'000
1.	Cash flows from operating activities		
1.1	Receipts from customers	25	25
1.2	Payments for	-	-
	(a) exploration & evaluation	-	-
	(b) development	-	-
	(c) production	-	-
	(d) staff costs	(111)	(221)
	(e) administration and corporate costs	(364)	(599)
1.3	Dividends received (see note 3)	-	-
1.4	Interest received	-	-
1.5	Interest and other costs of finance paid	-	-
1.6	Income taxes paid	-	-
1.7	Government grants and tax incentives	-	-
1.8	Other (refunds)	-	-
1.9	Net cash from / (used in) operating activities	(450)	(795)
2.	Cash flows from investing activities		
2.1	Payments to acquire or for:	-	-
	(a) entities, net of cash acquired	-	-
	(b) tenements	(20)	(20)
	(c) property, plant and equipment	(178)	(286)
	(d) exploration & evaluation	(1,256)	(2,281)
	(e) investments	-	-
	(f) other non-current assets	-	-

Mining exploration entity or oil and gas exploration entity quarterly cash flow report

Consolidated statement of cash flows		Current quarter \$A'000	Year to date (6 months) \$A'000
2.2	Proceeds from the disposal of:		
	(a) entities	-	-
	(b) tenements	-	-
	(c) property, plant and equipment	-	-
	(d) investments	-	-
	(e) other non-current assets	-	-
2.3	Cash flows from loans to other entities	-	-
2.4	Dividends received (see note 3)	-	-
2.5	Other (farm-in/JV agreement - FMG)	-	-
2.6	Net cash from / (used in) investing activities	(1,454)	(2,587)

3.	Cash flows from financing activities		
3.1	Proceeds from issues of equity securities (excluding convertible debt securities)	1,230	4,000
3.2	Proceeds from issue of convertible debt securities	-	-
3.3	Proceeds from exercise of options	13	366
3.4	Transaction costs related to issues of equity securities or convertible debt securities	(73)	(245)
3.5	Proceeds from borrowings	-	-
3.6	Repayment of borrowings	-	-
3.7	Transaction costs related to loans and borrowings	-	-
3.8	Dividends paid	-	-
3.9	Other: Lease liability payments	-	-
3.10	Net cash from / (used in) financing activities	1,170	4,121

4.	Net increase / (decrease) in cash and cash equivalents for the period		
4.1	Cash and cash equivalents at beginning of period	3,563	2,090
4.2	Net cash from / (used in) operating activities (item 1.9 above)	(450)	(795)
4.3	Net cash from / (used in) investing activities (item 2.6 above)	(1,454)	(2,587)
4.4	Net cash from / (used in) financing activities (item 3.9 above)	1,170	4,121

Mining exploration entity or oil and gas exploration entity quarterly cash flow report

Consolidated statement of cash flows		Current quarter \$A'000	Year to date (6 months) \$A'000
4.5	Effect of movement in exchange rates on cash held	-	-
4.6	Cash and cash equivalents at end of period	2,829	2,829

5.	Reconciliation of cash and cash equivalents at the end of the quarter (as shown in the consolidated statement of cash flows) to the related items in the accounts	Current quarter \$A'000	Previous quarter \$A'000
5.1	Bank balances	2,829	3,563
5.2	Call deposits	-	-
5.3	Bank overdrafts	-	-
5.4	Other (provide details)	-	-
5.5	Cash and cash equivalents at end of quarter (should equal item 4.6 above)	2,829	3,563

6.	Payments to related parties of the entity and their associates	Current quarter \$A'000
6.1	Aggregate amount of payments to related parties and their associates included in item 1	(145)
6.2	Aggregate amount of payments to related parties and their associates included in item 2	(60)

Note: if any amounts are shown in items 6.1 or 6.2, your quarterly activity report must include a description of, and an explanation for, such payments.

Mining exploration entity or oil and gas exploration entity quarterly cash flow report

7. Financing facilities <i>Note: the term "facility" includes all forms of financing arrangements available to the entity. Add notes as necessary for an understanding of the sources of finance available to the entity.</i>	Total facility amount at quarter end \$A'000	Amount drawn at quarter end \$A'000
7.1 Loan facilities	-	-
7.2 Credit standby arrangements	-	-
7.3 Other (please specify)	-	-
7.4 Total financing facilities	-	-
7.5 Unused financing facilities available at quarter end		-
7.6 Include in the box below a description of each facility above, including the lender, interest rate, maturity date and whether it is secured or unsecured. If any additional financing facilities have been entered into or are proposed to be entered into after quarter end, include a note providing details of those facilities as well.		
N/A		

8. Estimated cash available for future operating activities	\$A'000
8.1 Net cash from / (used in) operating activities (item 1.9)	(450)
8.2 (Payments for exploration & evaluation classified as investing activities) (item 2.1(d))	(1,256)
8.3 Total relevant outgoings (item 8.1 + item 8.2)	(1,706)
8.4 Cash and cash equivalents at quarter end (item 4.6)	2,829
8.5 Unused finance facilities available at quarter end (item 7.5)	-
8.6 Total available funding (item 8.4 + item 8.5)	2,829
8.7 Estimated quarters of funding available (item 8.6 divided by item 8.3)	1.66
<i>Note: if the entity has reported positive relevant outgoings (ie a net cash inflow) in item 8.3, answer item 8.7 as "N/A". Otherwise, a figure for the estimated quarters of funding available must be included in item 8.7.</i>	
8.8 If item 8.7 is less than 2 quarters, please provide answers to the following questions:	
8.8.1 Does the entity expect that it will continue to have the current level of net operating cash flows for the time being and, if not, why not?	
Answer: No. The Company incurred once-off due diligence expenditure in the December 2023 quarter relating to the potential acquisition of the New Dawn project.	

8.8.2 Has the entity taken any steps, or does it propose to take any steps, to raise further cash to fund its operations and, if so, what are those steps and how likely does it believe that they will be successful?

Answer: The Company constantly monitors its cash requirements and has assessed that, should it arise that additional funding is needed within the next two quarters, it has capacity to address that requirement under LR 7.1 and LR 7.1A.

The Company will rely on its existing cash resources and any future capital raising efforts to continue its operations. Historically, the Company has been able to raise funds when required, and believes it is able to raise any future short-term funds, if required.

8.8.3 Does the entity expect to be able to continue its operations and to meet its business objectives and, if so, on what basis?

Answer: Yes. Based on answers provided in item 8.8.1 and 8.8.2, the Company believes it will have sufficient cash to fund its existing operations.

Note: where item 8.7 is less than 2 quarters, all of questions 8.8.1, 8.8.2 and 8.8.3 above must be answered.

Compliance statement

- 1 This statement has been prepared in accordance with accounting standards and policies which comply with Listing Rule 19.11A.
- 2 This statement gives a true and fair view of the matters disclosed.

Date: 29 January 2024

Authorised by the Board of Directors

Notes

1. This quarterly cash flow report and the accompanying activity report provide a basis for informing the market about the entity's activities for the past quarter, how they have been financed and the effect this has had on its cash position. An entity that wishes to disclose additional information over and above the minimum required under the Listing Rules is encouraged to do so.
2. If this quarterly cash flow report has been prepared in accordance with Australian Accounting Standards, the definitions in, and provisions of, *AASB 6: Exploration for and Evaluation of Mineral Resources* and *AASB 107: Statement of Cash Flows* apply to this report. If this quarterly cash flow report has been prepared in accordance with other accounting standards agreed by ASX pursuant to Listing Rule 19.11A, the corresponding equivalent standards apply to this report.
3. Dividends received may be classified either as cash flows from operating activities or cash flows from investing activities, depending on the accounting policy of the entity.
4. If this report has been authorised for release to the market by your board of directors, you can insert here: "By the board". If it has been authorised for release to the market by a committee of your board of directors, you can insert here: "By the [name of board committee – eg Audit and Risk Committee]". If it has been authorised for release to the market by a disclosure committee, you can insert here: "By the Disclosure Committee".
5. If this report has been authorised for release to the market by your board of directors and you wish to hold yourself out as complying with recommendation 4.2 of the ASX Corporate Governance Council's *Corporate Governance Principles and Recommendations*, the board should have received a declaration from its CEO and CFO that, in their opinion, the financial records of the entity have been properly maintained, that this report complies with the appropriate accounting standards and gives a true and fair view of the cash flows of the entity, and that their opinion has been formed on the basis of a sound system of risk management and internal control which is operating effectively.