

ASX RELEASE

Australian Securities Exchange Limited Via e-lodgement

ASX Code: OZZ

Friday, 20 October 2023

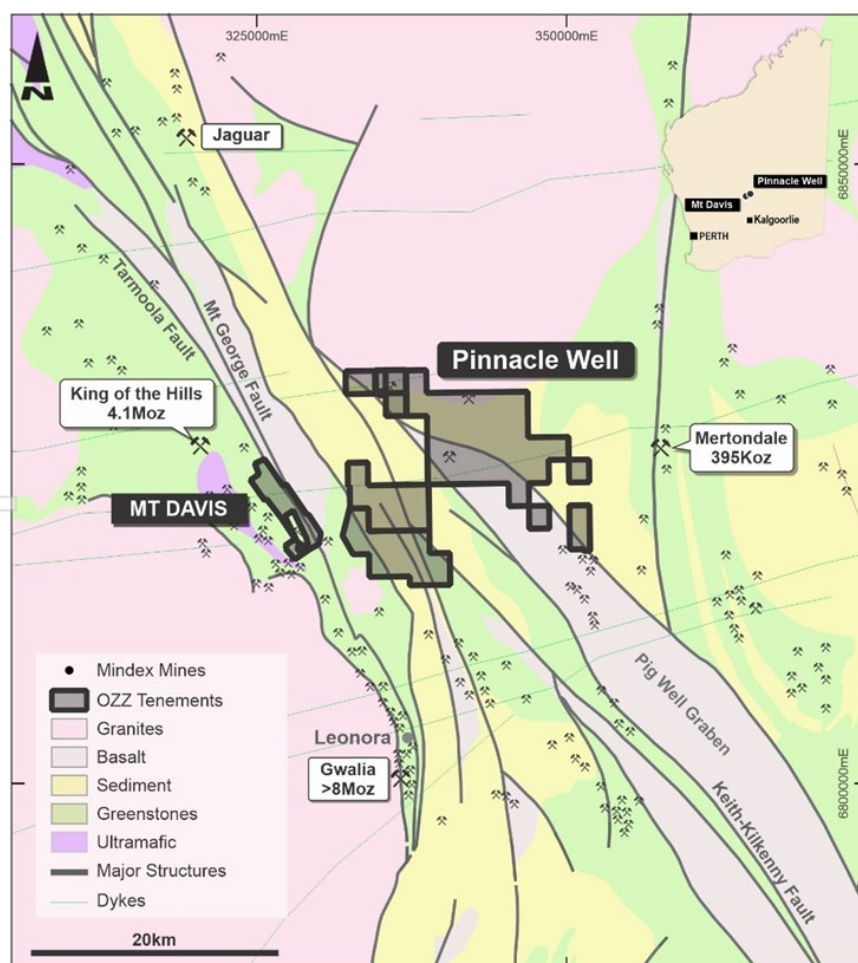
September 2023 QUARTERLY ACTIVITIES REPORT

*Exploration summary**Project overview – Leonora projects: Mt Davis and Pinnacle Well**Tenure*

The Mt Davis project is comprised of seven granted prospecting licences (P37/8633, P37/8634, P37/8635, P37/8636, P37/8637, P37/8638, and P37/9349) and two contiguous prospecting licence applications P37/9552 and P37/9553). The total area covered by the tenure is 1,415Ha and the project is located approximately 20km north of Leonora adjacent to the Goldfields Highway.

The Pinnacle Well project is comprised of 5 exploration licenses (E37/1246, E37/1287, E37/1355, E37/1234 and E37/1235) and 2 prospecting licenses (P37/8573 and P37/9139) covering 158km². The project is approximately 10km east of Mt Davis, about 25km north of Leonora and adjacent to the Great Northern Highway, (see Figure 1).

Figure 1 Mt Davis and Pinnacle Well Tenure and Geology Plan



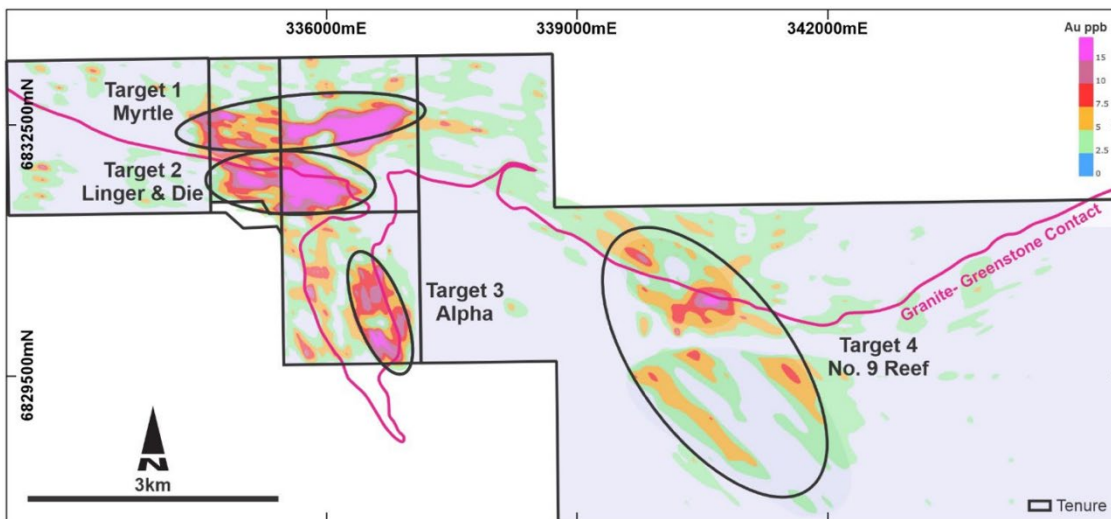


Geological Setting

The Leonora project lies adjacent to the highly prospective Kalgoorlie-Kurnalpi terrane boundary in the Eastern Goldfields Superterrane of the Yilgarn Craton. Regional shearing and splays associated with the craton scale Keith-Kilkenny Fault are known to be the focus of major mineralisation in the district. Two significant (+4M oz) gold deposits situated respectively 5km to the north-west (King of the Hills) and 25km to the south (Sons of Gwalia) which are within the regional structures that pass through the Mt Davis project tenements.

Previous Exploration

Geochemical soil sampling in 2022 generated gold anomalism, with four key areas identified for follow-up Reverse Circulation (RC) and air-core drilling.



2022 Au in soil samples with key targets.

Current Exploration Program

No substantial exploration was undertaken on the project during the quarter.

On 8 September 2023, the Company announced it had entered into an Agreement with United Mines Pty Ltd (United Mines) for the sale of the following non-core assets:

- Exploration Licences E37/1234 and E37/1235; and
- Prospecting Licence 37/8573.

For a total consideration of \$50,000 (Ex GST).

Furthermore, as a result of not meeting the required expenditure under the Mt Davis Farm in and Joint Venture Heads of Agreement for tenements P37/8634, P37/8635, P37/8636, P37/8637, P37/8638 and P37/9349 (Mt Davis JV) with Mr Tanvanth Singh Sandhu, pursuant to the terms of the Mt Davis JV OZZ Resources has executed an agreement with Mr Sandu in order to formalise OZZ Resources' withdrawal from the Mt Davis JV and transfer its interest in P37,8633 to Mr Sandu for a nominal cash amount.

Project overview – Maguires Reward project

Tenure

The Maguires Reward project is comprised of a single prospecting licence (P20/2318) covering an area of 200Ha. The project is located in the Central Murchison area, approximately 50km northwest of the major mining centre of Cue.



Geological Setting

The Maguires Reward project is situated within the Archaean Murchison Province, a granite-greenstone terrane in the northwest of the Yilgarn Craton. A major structural feature through the Maguires Reward project area is a NE-trending regional shear zone and is an extension of the Big Bell Fault, which splays into several discrete faults to the southwest of the project area and represent prospective gold bearing fluid pathways and trap sites for gold mineralisation.

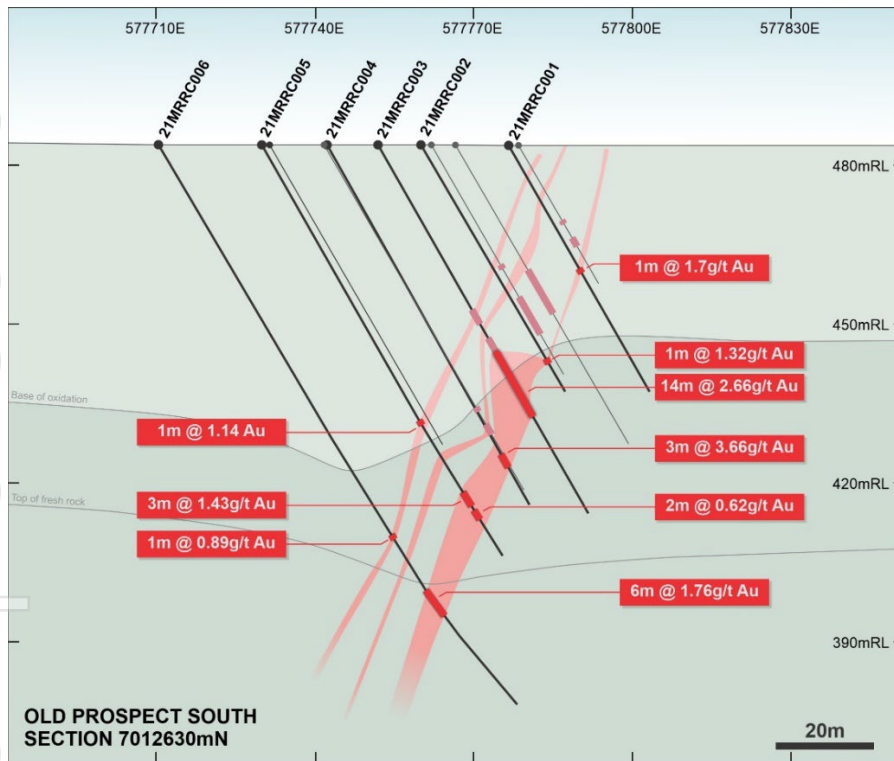
Previous Exploration

Drilling of the Old Prospect zone by Ozz was undertaken in July/August 2021 after Ozz listed on the ASX. A 4,300m RC drilling programme was completed. The results were released to the ASX in October and a JORC compliant mineral resource estimated for Old Prospect was released to the ASX in November 2021.

Best Results from the drilling were:

- 14m @ 2.66g/t Au from 45m (21MRRC003)
- 6m @ 3.23g/t Au from 31m and 7m @ 9.10 g/t Au from 81m (21MRRC011)
- 7m @ 4.50g/t Au from 46m (21MRRC032)
- 4m @ 4.48g/t Au from 16m (21MRRC016)
- 10m @ 2.48g/t Au from 100m (21MRRC039)

Figure 7 Old Prospect - Cross Section



The Mineral Resource Estimate for Old Prospect, based on an initial 4,300m RC drilling program, is 312 kt @ 2.15 g/t for 22 koz of contained gold. A partner is being sought to advance the project.

No substantial exploration was undertaken on the project during the quarter.



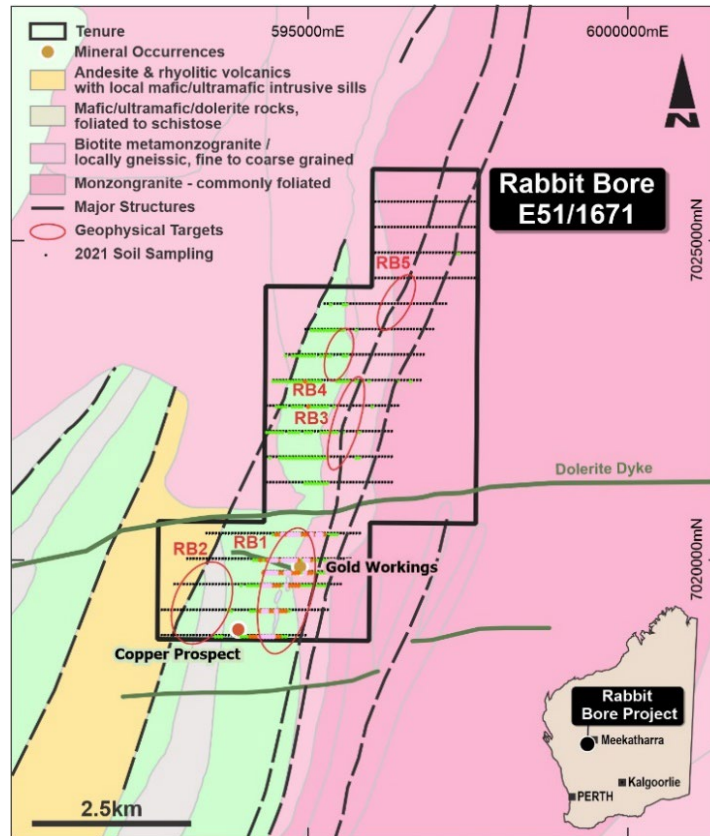
Project overview – Rabbit Bore project

Tenure

The Rabbit Bore project is comprised of a single exploration licence (E51/1671) covering an area of 2,390Ha. The project is located in the Central Murchison area approximately 55km north of the major mining centre at Cue.

Geological Setting

The Rabbit Bore project lies at the northern end of the Mt Weld greenstone belt. The tenement contains a NE shear zone that is interpreted as an extension of the Big Bell Fault, that splays into several discrete structures south of the project area. This structure contains gold prospects at many locations along its entire length.



Tenure, Geology and Soil sampling coverage

Potential exists for both gold and base metal mineralisation at Rabbit Bore.

Exploration

No substantial exploration was undertaken on the project during the quarter

Project overview – Peterwangy project

Tenure

The Peterwangy project comprises two granted exploration licenses (E70/5124 and E70/5691) covering 13 blocks for a total area of 4440 Ha, located in the Mid-West region of Western Australia. E70/5124 is held by Provident Mining Pty Ltd (Provident). E70/5691 is owned totally by the Company.

Exploration

No substantial exploration was undertaken on the project during the quarter.



Project overview – Wardarbie South project

Tenure

The Wardarbie South project is comprised of three prospecting licences (P 51/3025, P 51/3026, and P 51/3027) covering an area of 600Ha. The project is located in the Central Murchison area, approximately 75km northwest of the major mining centre of Meekatharra.

Exploration

No substantial exploration was undertaken on the project during the quarter

Appendix 5B Cashflow commentary

In Payments to related parties of the entity and their associates (refer to 6.1), the \$59,000 payment refers to the payment of non-executive fees (\$35,000); registered office rent (\$4,000) and accounting and company secretarial fees (\$20,000).

The net cash outflow from operating activities for the quarter was \$241,000. \$89,000 in exploration payments represented mainly by geological consulting costs. Corporate and administration payments were \$122,000.

Cash and cash equivalents as at 30 September 2023 was \$1.292 million.

This ASX announcement has been authorised for release by the Board of OZZ Resources Limited.

ENDS

For more information please contact:

Investors:

Joe Graziano
Executive Director
OZZ Resources Ltd
Phone: +61 +61 411 649 551

Competent Person's Statement

The information contained in this announcement that relates to Exploration Results is based on information compiled or reviewed by Mr Robert Seed, who is a consultant and security holder of the Company. Mr Seed is a member of the AusIMM and has sufficient experience which is relevant to the style of mineralisation and type of deposit under consideration and to the activity which is being undertaken to qualify as a Competent Person as defined in the 2012 Edition of the 'Australasian Code for Reporting of Exploration Results, Mineral Resources and Ore Reserves'. Mr Seed has given consent to the inclusion in the announcement of the matters based on this information in the form and context in which it appears.

The information in this announcement that relates to previously reported exploration results is extracted from either OZZ Resources Prospectus, lodged with ASIC on May 7, 2021 and the First and Second Supplementary Prospectus' lodged on May 25 and June 15 respectfully and available on OZZ's website www.ozzresources.com.au. The Company confirms that it is not aware of any new information or data that materially affects the information with regard to reporting of previously reported exploration results, or historical estimates contained in the Prospectus and the form and context of the release have not materially changed. The Company confirms that the form and context in which the Competent Person's findings are presented have not been materially modified from the original public release.

This announcement refers to exploration results which have been previously released to the ASX in prior OZZ announcements. A list of those announcements is set out below and available on OZZ's website www.ozzresources.com.au. The company confirms that it is not aware of any new information or data that materially affects the information previously reported.



- 19 July 2021, "Maiden Drill Program Underway at Maguires"
- 18 August 2021, "Aeromagnetic Survey Identifies Multiple Prospective Copper Gold and Nickel Targets"
- 6 October 2021, "Excellent Results from Maiden Drill Program at Maguires"
- 19 November 2021, "Maiden Gold Resource at Maguires sets Strong Foundation for Growth in Tier-1 Mining District"
- 25 November 2021, "Highly Prospective Leonora Project Acquired"
- 13 January 2022, "Ozz Increases Leonora Tenement Holding"
- 14 February 2022, "Outstanding New Copper Gold and Nickel Targets to be fast-tracked for Drilling at Rabbit Bore"
- 4 March 2022, "Ozz Acquires High-Grade Leonora Goldfield"
- 11 April 2022, "Ozz Acquires Highly Prospective WA Rare Earths Project"
- 21 April 2022, "High Impact Drill Program to Commence in May"
- 27 April 2022, "Soil geochemistry results provide encouragement at Peterwangy and Pinnacle Well"
- 16 May 2022, "Drilling Commences at Rabbit Bore"
- 4 August 2022, "Geochemical sampling identifies 4 new drill targets"

Forward-Looking Statements

This announcement might contain forward-looking statements with known and unknown risks and uncertainties. Factors outside of Ozz's control, may cause the actual results, performance and achievements of Ozz to differ materially from those expressed or implied in this presentation. To the maximum extent permitted by law, Ozz does not warrant the accuracy, currency or completeness of the information in this announcement, nor the future performance of Ozz, and will not be responsible for any loss or damage arising from the use of the information. The information contained in this presentation is not a substitute for detailed investigation or analysis of any particular issue. Current and potential investors and shareholders should seek independent advice before making any investment decision in regard to Ozz or its activities.



Mining Tenements as at 30 September 2023 (All tenements are within Western Australia)

Project	Tenement	Status	Date Granted	Area (Ha)	Interest	Change during Quarter
Maguires	P20/2318	granted	29/03/2018	200	100%	
Rabbit Bore	E51/1671	granted	7/04/2016	2390	80%	
Wardarbie South	P51/3025	granted	3/07/2019	200	80%	
	P51/3026	granted	3/07/2019	200	80%	
	P51/3027	granted	3/07/2019	200	80%	
Mt Davis	P37/8633	granted	15/08/2016	189	0%	(100%)
	P37/8634	granted	15/08/2016	195	0%	(100%)
	P37/8635	granted	15/08/2016	200	0%	(100%)
	P37/8636	granted	15/08/2016	181	0%	(100%)
	P37/8637	granted	15/08/2016	200	0%	(100%)
	P37/8638	granted	15/08/2016	90	0%	(100%)
	P37/9349	granted	8/04/2021	181	0%	(100%)
	P37/9552	granted	18/03/2022	169	earning 80%	
	P37/9553	granted	18/03/2022	181	earning 80%	
Peterwangy	E70/5114	granted	14/12/2018	2390	earning 76%	
	E70/5691	granted	24/02/2021	2050	100%	
Pinnacle Well	E37/1246	granted	5/07/2016	9562	earning 75%	
	E37/1287	granted	6/04/2017	2391	100%	EoT Application Submitted
	E37/1355	granted	6/02/2019	3885	100%	
	E37/1234	granted	13/01/2016	299	0%	(100%)
	E37/1235	granted	13/01/2016	299	0%	(100%)
	P37/8573	granted	5/11/2015	146	0%	(100%)
Vickers Well	E38/3732	application		8181	100%	Application in April
	E38/3733	application		16968	100%	Application in April

Appendix 5B

Mining exploration entity or oil and gas exploration entity quarterly cash flow report

Name of entity

OZZ RESOURCES LIMITED (ASX: OZZ)

ABN

98 643 844 544

Quarter ended (Current quarter)

30 September 2023

Consolidated statement of cash flows

	Current quarter \$A'000	Year to date (3 Months) \$A'000
1. Cash flows from operating activities		
1.1 Receipts from customers	-	-
1.2 Payments for:	-	-
(a) exploration and evaluation (if expensed)	(89)	(89)
(b) development	-	-
(c) production	-	-
(d) staff costs	(35)	(35)
(e) administration and corporate costs	(122)	(122)
1.3 Dividends received (see note 3)	-	-
1.4 Interest received	5	5
1.5 Interest and other costs of finance paid	-	-
1.6 Income taxes paid	-	-
1.7 Government grants and tax incentives	-	-
1.8 Other: (provide details if material) :	-	-
1.9 Net cash from / (used in) operating activities	(241)	(241)
2. Cash flows from investing activities		
2.1 Payments to acquire:		
(a) entities	-	-
(b) tenements	-	-
(c) property, plant and equipment	-	-
(d) exploration & evaluation (if capitalised)	-	-
(e) investments	-	-
(f) other non-current assets	-	-
2.2 Proceeds from disposal of:		
(a) entities	-	-
(b) tenements	50	50
(c) property, plant and equipment	16	16
(d) investments	-	-
(e) other non-current assets	-	-
2.3 Cash flows from loans to other entities	-	-
2.4 Dividends received (see note 3)	-	-
2.5 Other (provide details if material)	-	-
2.6 Net cash from / (used in) investing activities	66	66

Consolidated statement of cash flows		Current quarter \$A'000	Year to date (3 Months) \$A'000
3. Cash flows from financing activities			
3.1	Proceeds from issues of equity securities (excluding convertible debt securities)	-	-
3.2	Proceeds from issue of convertible debt securities	-	-
3.3	Proceeds from exercise of options	-	-
3.4	Transaction costs related to issues of equity securities or convertible debt securities	-	-
3.5	Proceeds from borrowings	-	-
3.6	Repayment of borrowings	(9)	(9)
3.7	Transaction costs related to loans and borrowings	-	-
3.8	Dividends paid	-	-
3.9	Other (provide details if material)	-	-
3.10 Net cash from / (used in) financing activities		(9)	(9)
4. Net increase / (decrease) in cash and cash equivalents for the period			
4.1	Cash and cash equivalents at beginning of period	1,476	1,476
4.2	Net cash from / (used in) operating activities (item 1.9 above)	(241)	(241)
4.3	Net cash from / (used in) investing activities (item 2.6 above)	66	66
4.4	Net cash from / (used in) financing activities (item 3.10 above)	(9)	(9)
4.5	Effect of movement in exchange rates on cash held	-	-
4.6 Cash and cash equivalents at end of period		1,292	1,292
5. Reconciliation of cash and cash equivalents at the end of the quarter (as shown in the consolidated statement of cash flows) to the related items in the accounts		Current quarter \$A'000	Previous quarter \$A'000
5.1	Bank balances	1,292	1,476
5.2	Call deposits	-	-
5.3	Bank overdrafts	-	-
5.4	Other (provide details)	-	-
5.5 Cash and cash equivalents at end of quarter (should equal item 4.6 above)		1,292	1,476
6. Payments to related parties of the entity and their associates		Current quarter \$A'000	
6.1	Aggregate amount of payments to related parties and their associates included in item 1	59	
6.2	Aggregate amount of payments to related parties and their associates included in item 2	-	
Note: if any amounts are shown in items 6.1 and 6.2 your quarterly activity report must include a description of, and an explanation for, such payments			
Director fees \$35,000			
Registered office rent \$4,000			
Accounting and company secretarial services \$20,000			

Mining exploration entity or oil and gas exploration entity quarterly cash flow report

7. Financing facilities	Total facility amount at quarter end \$A'000	Amount drawn at quarter end \$A'000
Note: the term "facility" includes all forms of financing arrangements available to the entity. Add notes as necessary for an understanding of the sources of finance available to the entity.		
7.1 Loan facilities	-	-
7.2 Credit standby arrangements	-	-
7.3 Other (please specify):	-	-
7.4 Total financing facilities	-	-

- 7.5 **Unused financing facilities available at quarter end** -
- 7.6 Include in the box below a description of each facility above, including the lender, interest rate, maturity date and whether it is secured or unsecured. If any additional financing facilities have been entered into or are proposed to be entered into after quarter end, include a note providing details of those facilities as well.

8. Estimated cash available for future operating activities	\$A'000
8.1 Net cash from / (used in) operating activities (Item 1.9)	(241)
8.2 Capitalised exploration & evaluation (Item 2.1(d))	-
8.3 Total relevant outgoings (Item 8.1 + Item 8.2)	(241)
8.4 Cash and cash equivalents at quarter end (Item 4.6)	1,292
8.5 Unused finance facilities available at quarter end (Item 7.5)	-
8.6 Total available funding (Item 8.4 + Item 8.5)	1,292
8.7 Estimated quarters of funding available (Item 8.6 divided by Item 8.3)	5

Note: if the entity has reported positive relevant outgoings (ie a net cash inflow) in item 8.3, answer item 8.7 as "N/A". Otherwise, a figure for the estimated quarters of funding available must be included in item 8.7.

- 8.8 If Item 8.7 is less than 2 quarters, please provide answers to the following questions:
- Does the entity expect that it will continue to have the current level of net operating cash flows for the time being and, if not, why not?

Answer:

N/A

- Has the entity taken any steps, or does it propose to take any steps, to raise further cash to fund its operations and, if so, what are those steps and how likely does it believe that they will be successful?

Answer:

N/A

- Does the entity expect to be able to continue its operations and to meet its business objectives and, if so, on what basis?

Answer:

N/A

Compliance statement

- 1 This statement has been prepared in accordance with accounting standards and policies which comply with Listing Rule 19.11A.
- 2 This statement gives a true and fair view of the matters disclosed.

Date: Friday, 20 October 2023

Authorised by: By the Board
(Name of body or officer authorising release – see note 4)

Notes

1. This quarterly cash flow report and the accompanying activity report provide a basis for informing the market about the entity's activities for the past quarter, how they have been financed and the effect this has had on its cash position. An entity that wishes to disclose additional information over and above the minimum required under the Listing Rules is encouraged to do so.
2. If this quarterly cash flow report has been prepared in accordance with Australian Accounting Standards, the definitions in, and provisions of, *AASB 6: Exploration for and Evaluation of Mineral Resources* and *AASB 107: Statement of Cash Flows* apply to this report. If this quarterly cash flow report has been prepared in accordance with other accounting standards agreed by ASX pursuant to Listing Rule 19.11A, the corresponding equivalent standards apply to this report.
3. Dividends received may be classified either as cash flows from operating activities or cash flows from investing activities, depending on the accounting policy of the entity.
4. If this report has been authorised for release to the market by your board of directors, you can insert here: "By the board". If it has been authorised for release to the market by a committee of your board of directors, you can insert here: "By the [name of board committee – e.g. Audit and Risk Committee]". If it has been authorised for release to the market by a disclosure committee, you can insert here: "By the Disclosure Committee".
5. If this report has been authorised for release to the market by your board of directors and you wish to hold yourself out as complying with recommendation 4.2 of the ASX Corporate Governance Council's *Corporate Governance Principles and Recommendations*, the board should have received a declaration from its CEO and CFO that, in their opinion, the financial records of the entity have been properly maintained, that this report complies with the appropriate accounting standards and gives a true and fair view of the cash flows of the entity, and that their opinion has been formed on the basis of a sound system of risk management and internal control which is operating effectively.