



Flynn Gold

ASX: FG1



Quartz vein with coarse arsenopyrite in Golden Ridge Project drill hole TFDD005B at 121.8m (0.6m @ 109.0g/t Au)

Quarterly Activities Report

30 June 2023

Highlights

Exploration – Golden Ridge Project, NE Tasmania

- Diamond drilling at Trafalgar continued throughout the quarter targeting extensions of known high-grade mineralised structures with 1074m drilled in 5 holes with results continuing to be received post-quarter.
- Significant drilling results reported since March 2023 quarter include:

Hole No	From (m)	Interval (m)	Au (g/t)
TFDD005B	173.0	2.75	2.49
<i>including</i>	175.0	0.75	7.44
	379.5	3.5	8.33
<i>including</i>	380.3	2.0	13.75
TFDD004	276.0	2.0	4.88
<i>including</i>	276.0	0.3	13.47
<i>and</i>	277.45	0.55	8.90
	290.0	1.0	2.16
	298.0	1.0	5.91
	404.6	2.4	1.72
TFDD008	92.8	3.0	2.62
<i>including</i>	93.3	0.8	3.67
	166.1	4.0	3.15
<i>including</i>	166.1	1.0	10.75
	202.0	94.1	0.44
<i>including</i>	246.55	49.55	0.67
<i>including</i>	266.1	11.45	1.30
TFDD011	111.9	2.1	8.28
<i>Including</i>	111.9	1.3	11.86

Exploration – Cameron Tin Project, NE Tasmania

- Reconnaissance mapping and rock chip sampling, with assay results reported up to 3.58% Sn from cassiterite bearing quartz veins, confirms potential for the discovery of a significant tin system at the Laffer prospect defined by a sheeted greisen vein system outcropping over a strike length of at least 1.3km

Acquisition – Firetower and Warrentinna Projects

- Flynn exercised its option to purchase 100% of Firetower and Warrentinna Projects in northern Tasmania

Corporate

- CEO, Mr Neil Marston was appointed as Managing Director, effective from 1 May 2023
- The Company's cash position as 30 June 2023 was **\$3.76 million**

Flynn Gold Limited (ASX: FG1, “Flynn” or “the Company”) is pleased to report on its activities for the quarter ending 30 June 2023.

Flynn Gold is an Australian mineral exploration company with a portfolio of 100% owned exploration projects in Tasmania and Western Australia (see Figure 1). The Company is actively exploring for gold and tin-tungsten deposits in northeast Tasmania and has established a portfolio of gold-lithium exploration assets in Western Australia. The Company also has two prospective zinc-silver tenements on Tasmania’s mineral-rich west coast.

In addition, during the quarter, Flynn exercised its option to purchase the Warrentinna Gold Project located in northeast Tasmania and the Firetower Gold and Battery Metals Project.

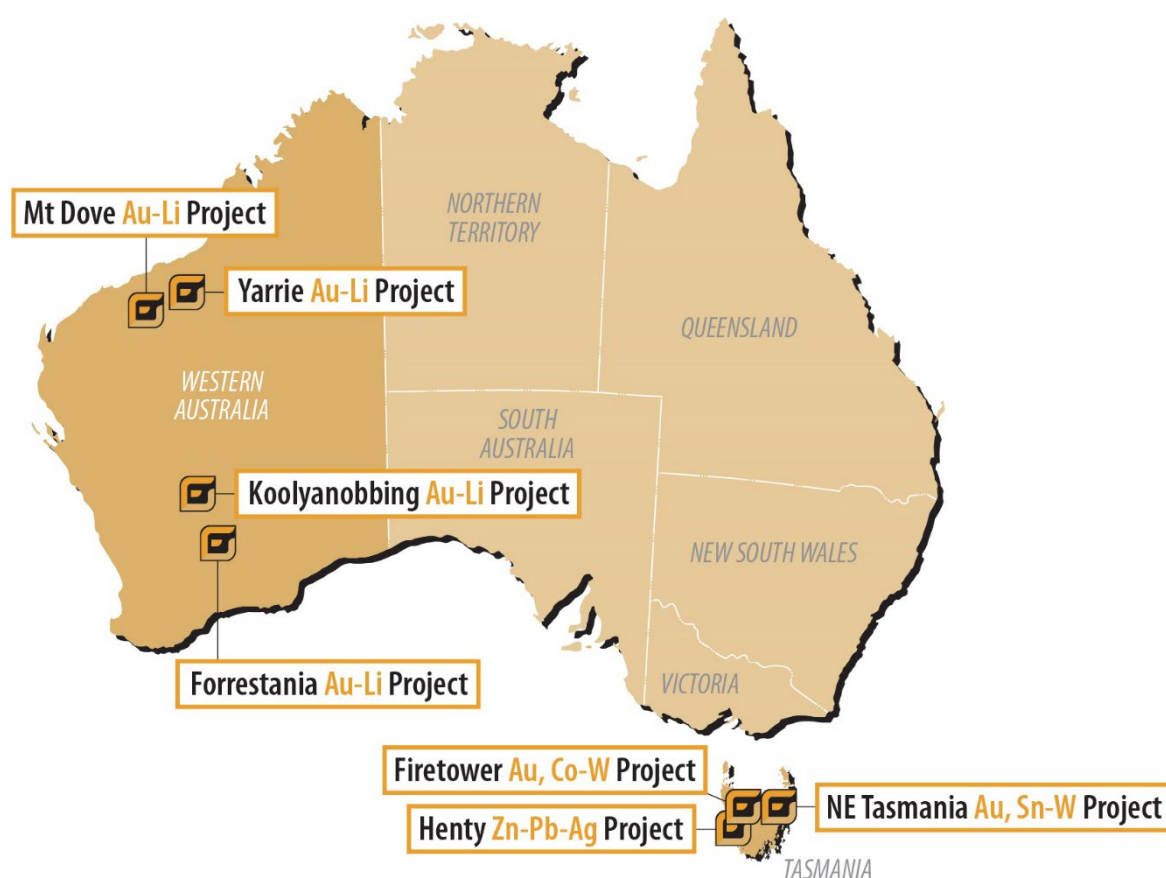


Figure 1: Location of Flynn Gold’s projects in Tasmania and Western Australia.

Northeast Tasmania

During the June 2023 quarter, the Company continued exploration activities on its Portland and Cameron Tin Projects, with its primary focus on the Golden Ridge project located in Northeast Tasmania (see Figure 2).

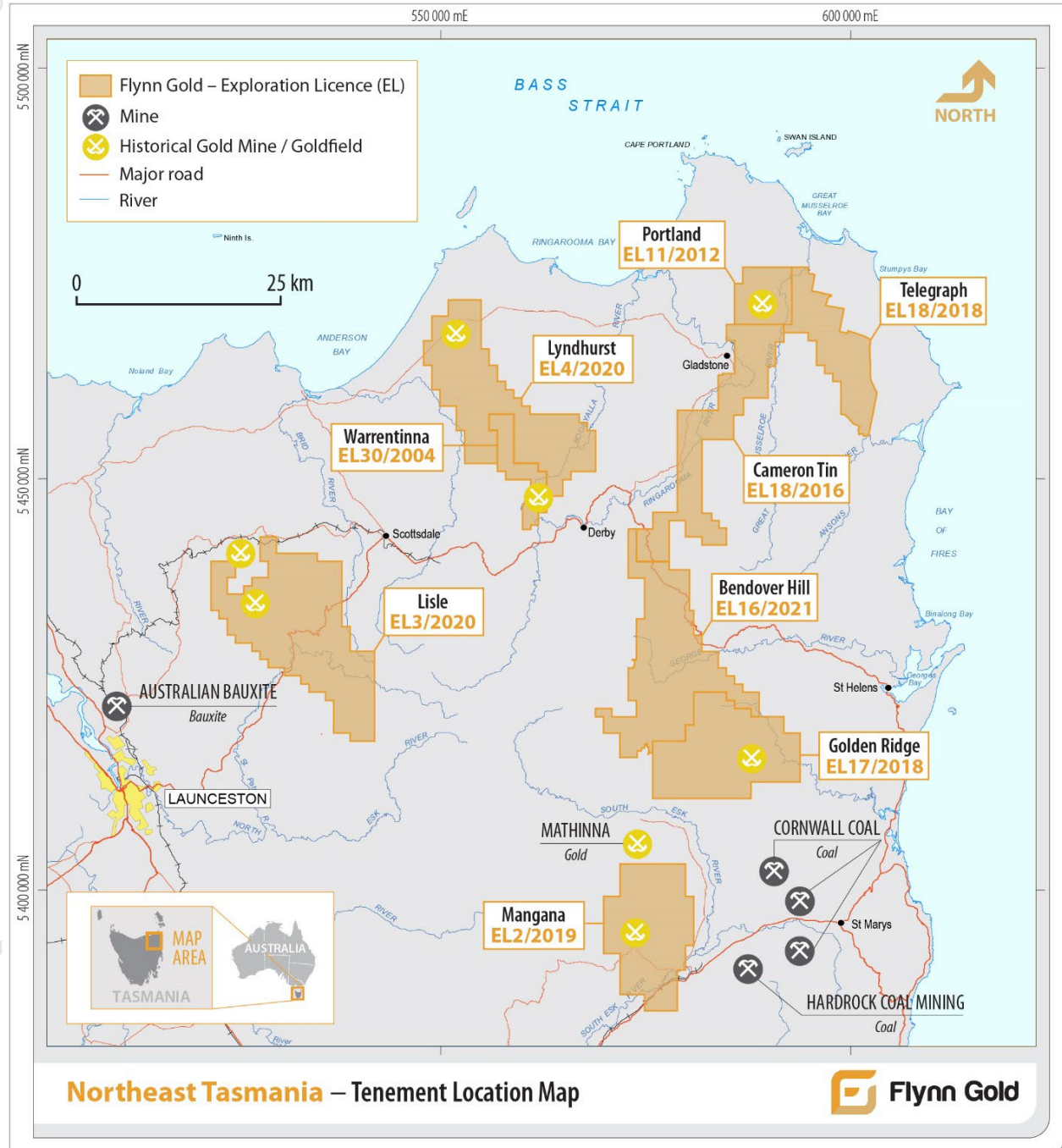


Figure 2: Location of Flynn Gold tenements in NE Tasmania.

Golden Ridge Project – NE Tasmania

The Golden Ridge Project consists of multiple prospects and historical gold workings along an eight-kilometre-long intrusive granodiorite-hornfels metasediment contact zone where the Company is actively exploring to identify and test multiple exploration targets, with the aim of making further discoveries.

Previous exploration at the Golden Ridge Project focused on at the Brilliant prospect in 2022 and more recently the Trafalgar prospect, with diamond drilling programs being completed at both locations. In addition in 2022, Flynn completed a regional scout reverse circulation (RC) drilling program at Golden Ridge. The RC program was the first recorded drilling undertaken at the Link Zone, Blinding and Kensington Prospects (see Figure 3).

The Trafalgar prospect is the first location at Golden Ridge where the intrusive-hornfels contact has been drill tested by Flynn.

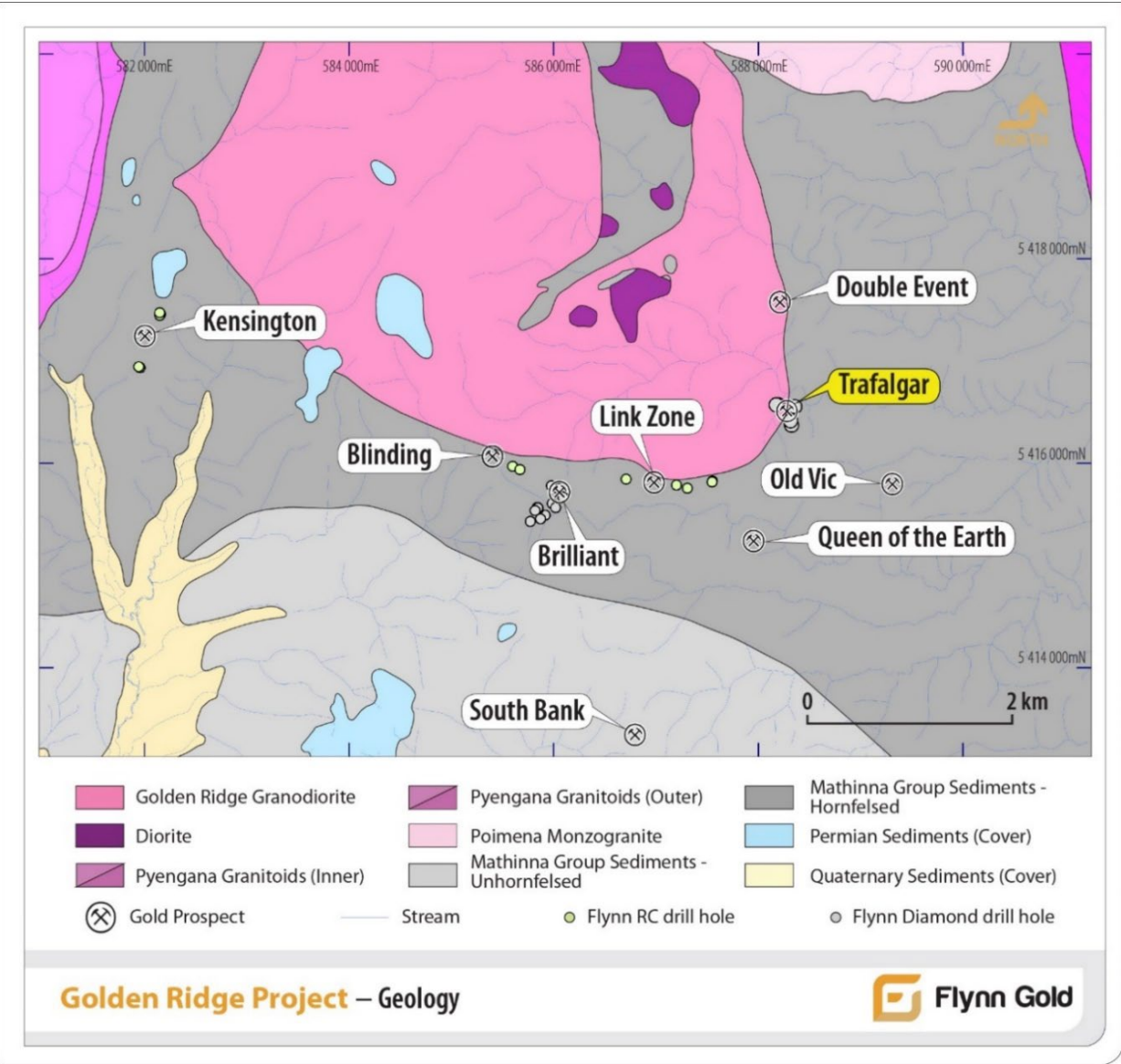


Figure 3: Flynn Gold’s Golden Ridge Project, NE Tasmania, showing prospect areas.

Trafalgar Drilling

During the quarter, the Phase 2 diamond drilling program continued at the Trafalgar prospect with a total of 3 diamond holes completed (TFDD008 (extension), TFDD009 and TFDD010) and 2 diamond holes (TFDD011 and TFDD012) commenced for 1074m completed as at 30 June 2023 (see Figure 4).

Phase 1 Drilling

The Trafalgar Phase 1 drill program which was completed in February 2023, comprised of 7 diamond holes (TFDD002-TFDD008), which delivered highly encouraging results including the best gold intersection recorded so far at Golden Ridge, being **12.3m @ 16.8g/t Au** from 108.7m in TFDD005¹. The Phase 1 drilling successfully intersected high-grade gold in multiple vein-zones over a strike length of approximately 200m and to depths of up to 400m from surface, confirming a significant new gold discovery at Trafalgar.

Assay results from the remaining batches of Phase 1 drill core reported during and subsequent to the quarter are set out below and selectively shown in Figure 4.²

Hole No	From (m)	To (m)	Interval (m)	Au (g/t)
TFDD004	276.0	278.0	2.0	4.88
<i>including</i>	276.0	276.3	0.3	13.47
<i>and</i>	277.45	278.0	0.55	8.90
	290.0	291.0	1.0	2.16
	298.0	299.0	1.0	5.91
	374.0	375.0	1.0	0.47
	404.6	407.0	2.4	1.72
<i>including</i>	404.6	405.0	0.4	5.52
	431.0	436.0	5.0	0.51
	474.9	478.0	3.1	1.29
	489.0	489.5	0.5	1.73
TFDD005B	160.5	161.2	0.7	4.64
	173.0	175.75	2.75	2.49
<i>including</i>	175.0	175.75	0.75	7.44
	230.0	236.0	6.0	0.52
	249.0	250.0	1.0	1.42
	311.0	313.0	2.0	1.47
	332.0	334.0	2.0	0.74
	379.5	383.0	3.5	8.33
<i>including</i>	380.3	382.3	2.0	13.75
TFDD006	214.0	215.0	1.0	0.49
	225.0	225.9	0.9	3.57
<i>including</i>	225.4	225.9	0.5	4.67
TFDD007	113.0	114.0	1.0	0.64
	138.5	139.1	0.6	4.18
	151.0	152.0	1.0	0.57
	189.8	191.0	1.2	1.70
<i>including</i>	190.5	191.0	0.5	3.65
TFDD008	9.0	11.0	2.0	0.78
	92.8	95.8	3.0	2.62
	102.35	103.4	1.05	0.41
	166.1	170.1	4.0	3.15
<i>including</i>	166.1	167.1	1.0	10.75

¹ See FG1 ASX Announcement dated 12 December 2022 for full details.

² See FG1 ASX Announcements dated 12 April, 11 May and 18 July 2023 for full details.

For personal use only

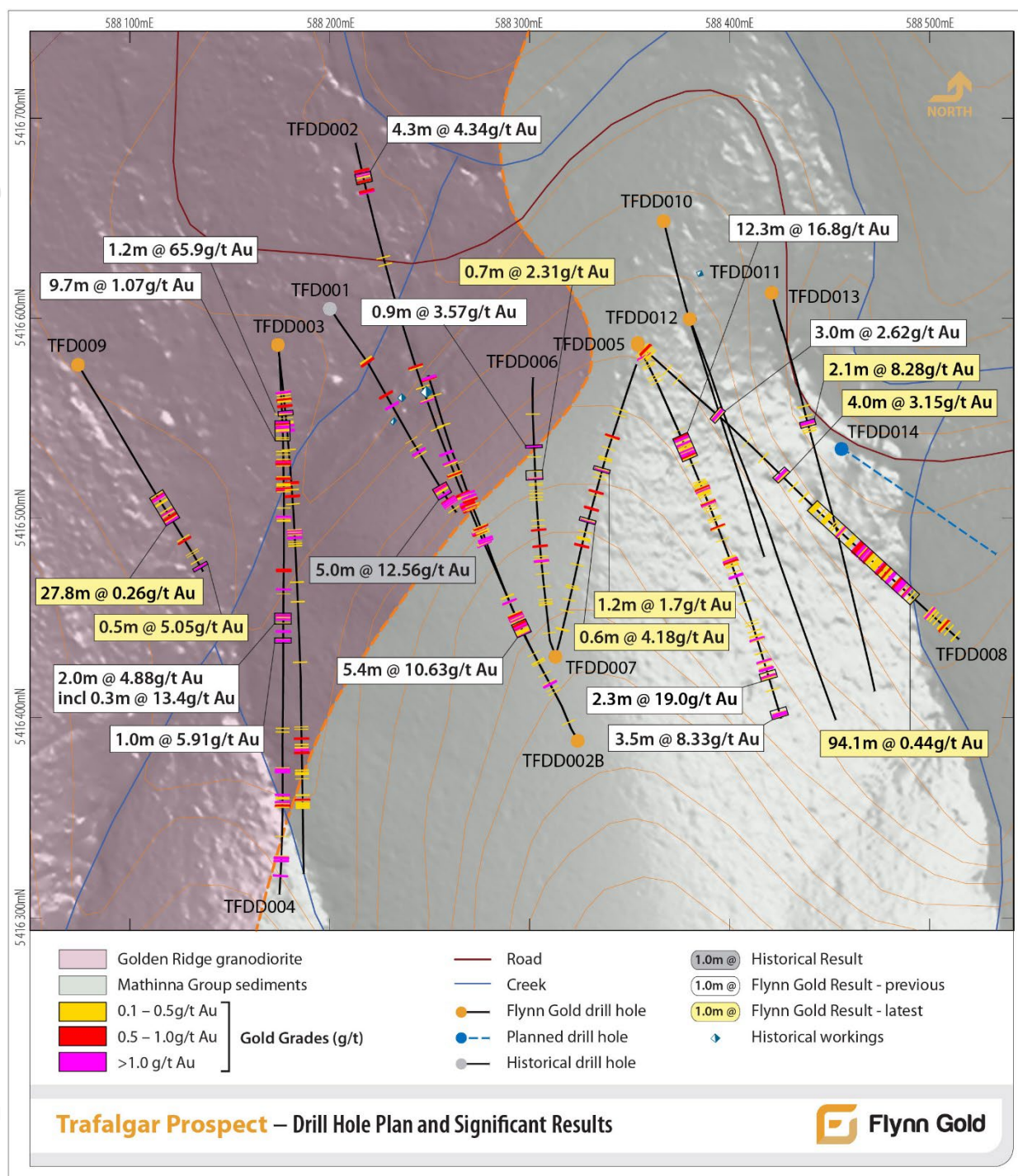


Figure 4: Drill hole location plan, Trafalgar Prospect, Golden Ridge Project. Significant intercepts reported as downhole length

Phase 2 Drilling

Drilling under the Phase 2 program at Trafalgar continued throughout the quarter aimed at testing for strike extensions of gold mineralisation beyond that intersected in the Phase 1 drilling program.

Significant results reported to date (including subsequent to the quarter) from the Phase 2 drilling program are set out below and shown in Figure 4.³

Hole No	From (m)	To (m)	Interval (m)	Au (g/t)
TFDD008	202.0	296.1	94.1	0.44
<i>including</i>	246.55	296.1	49.55	0.67
<i>including</i>	246.55	258.0	11.45	1.3
TFDD009	135.0	162.8	27.8	0.28
<i>including</i>	154.5	155.0	0.5	1.53
<i>and</i>	161.9	162.8	0.9	1.70
	209.25	209.75	0.5	5.05
TFDD0011	111.9	114.0	2.1	8.28
<i>Including</i>	111.9	113.2	1.3	11.86

Most drill holes continue to intersect multiple vein zones with high-grade gold values over discrete intervals. The latest results from the extension to hole TFDD008 include a broad zone of low to moderate grade gold mineralisation associated with zones of stockwork and sheeted fracture-controlled veining in hornfelsed and silicified meta-sediments.

This style of mineralised stockwork and sheeted veining is noted across much of the Golden Ridge project area, and in particular in the Link Zone area, that adjoins the Trafalgar Prospect with the Brilliant and Blinding prospects to the west.

Assays results received to date continue to extend the Trafalgar gold mineralisation system, which now extends over a drilled strike length of at least 350m and to depths of up to 420m from surface. Mineralisation currently remains open in all directions.

Diamond drilling at Trafalgar is ongoing as at the date of this report.

Portland Gold Project – NE Tasmania

Grand Flaneur Prospect

The main exploration target at the Portland Gold Project is for Victorian-style, turbidite-hosted orogenic high-grade gold deposits. Phase 2 diamond drilling at the Grand Flaneur Prospect located within the Portland Gold Project on EL11/2012 (see Figure 2) was carried out during 2022. Four wide-spaced holes (GFDD007 - GFDD010), totalling 1,195.5m, were drilled testing for extensions to previously drilled mineralisation and deep conceptual saddle reef style targets associated with the interpreted Rushy Lagoon Anticline⁴.

Assay results from GFDD007-GFDD009 were reported previously⁵. Assay results received during the quarter from the final hole, GFDD010 were not significant.

³ See FG1 ASX Announcement dated 18 July 2023 for full details.

⁴ See FG1 ASX Announcement dated 31 March 2022 for full details

⁵ See FG1 ASX Announcement dated 19 December 2022 for full details

Popes Prospect

In early 2023 the Company completed two diamond drill holes (PPDD001 – PPDD002) targeting gold mineralisation at the Popes Prospect, located north of Gladstone on EL18/2016 (see Figure 2). The Popes Prospect forms part of the southern extension of the Portland Gold Project.

Both drill holes intersected zones of moderate to intensely phyllic altered sediments hosting multi-phase quartz veining (previously reported)⁶. Only low-level anomalous gold assays were returned from drill core sampling recorded from PPDD001 and PPDD002⁷.

Cameron Tin Project – NE Tasmania

During the quarter the Company received results of the reconnaissance rock chip sampling at the Laffer Prospect in Northeast Tasmania. Laffer is one of numerous tin exploration targets located within Flynn's Cameron Tin Project that the Company is currently testing as part of its regional exploration program.

Laffer Prospect

Flynn conducted a reconnaissance mapping and grab rock chip sampling program over the Tallewang-Laffer tin target area (see Figure 5) in the March quarter. The samples were collected from rock dumps, outcrop and surface rock float in and around historical alluvial/elluvial and hard rock small-scale tin mine workings and prospects over a zone approximately 1.3km in strike length in the northern Laffer prospect area (see Figure 6).

First assay results from 35 rock chip samples as previously reported⁸ confirmed the presence of an extensive tin mineralisation system at Laffer. Assays for a further 15 rock chip samples have been received. Out of the 50 rock chips samples assayed to date, 24 have returned results in excess of 0.1% Sn. 14 samples assayed between 0.2 and 1.0% Sn, while 4 assayed in excess of 2.0% Sn, including a maximum assay result of 3.58% Sn.

Elevated background levels of lithium occur associated with the mica-bearing greisen alteration at Laffer, with 2 samples returning assay grades above 0.1% Li₂O⁸.

The tin mineralisation occurs as cassiterite (SnO₂) associated with minor wolframite and molybdenite disseminated through quartz-mica-topaz greisen veins and greisen altered granite. The cassiterite may also occur in and along quartz vein selvage boundaries within the granite. The elevated lithium values indicate an association with a Li-enriched granite and the probable presence of lithium micas (lepidolite or zinnwaldite) associated with the tin mineralisation system.

Flynn's ongoing and future work programs include systematic mapping and rock chip sampling along the full 3km strike extent of the Laffer historical workings, with costeaning and scout drill testing programs to be considered pending results of the early-stage assessment programs.

⁶ See FG1 ASX Announcement dated 21 March 2023 for full details

⁷ See FG1 ASX Announcement dated 18 July 2023 for full details

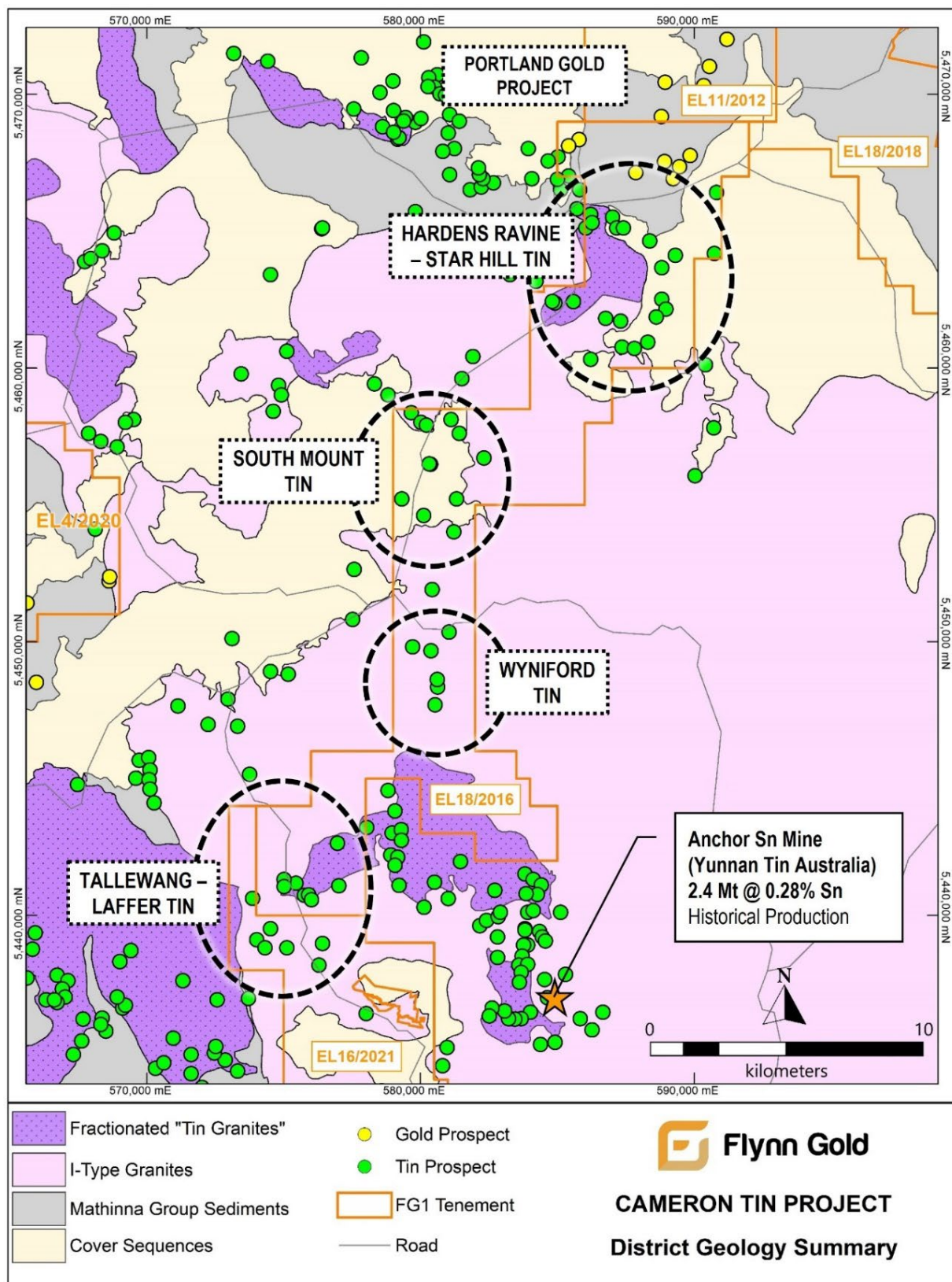


Figure 5: Flynn Gold's Cameron Project, NE Tasmania, showing key target areas and regional geology.

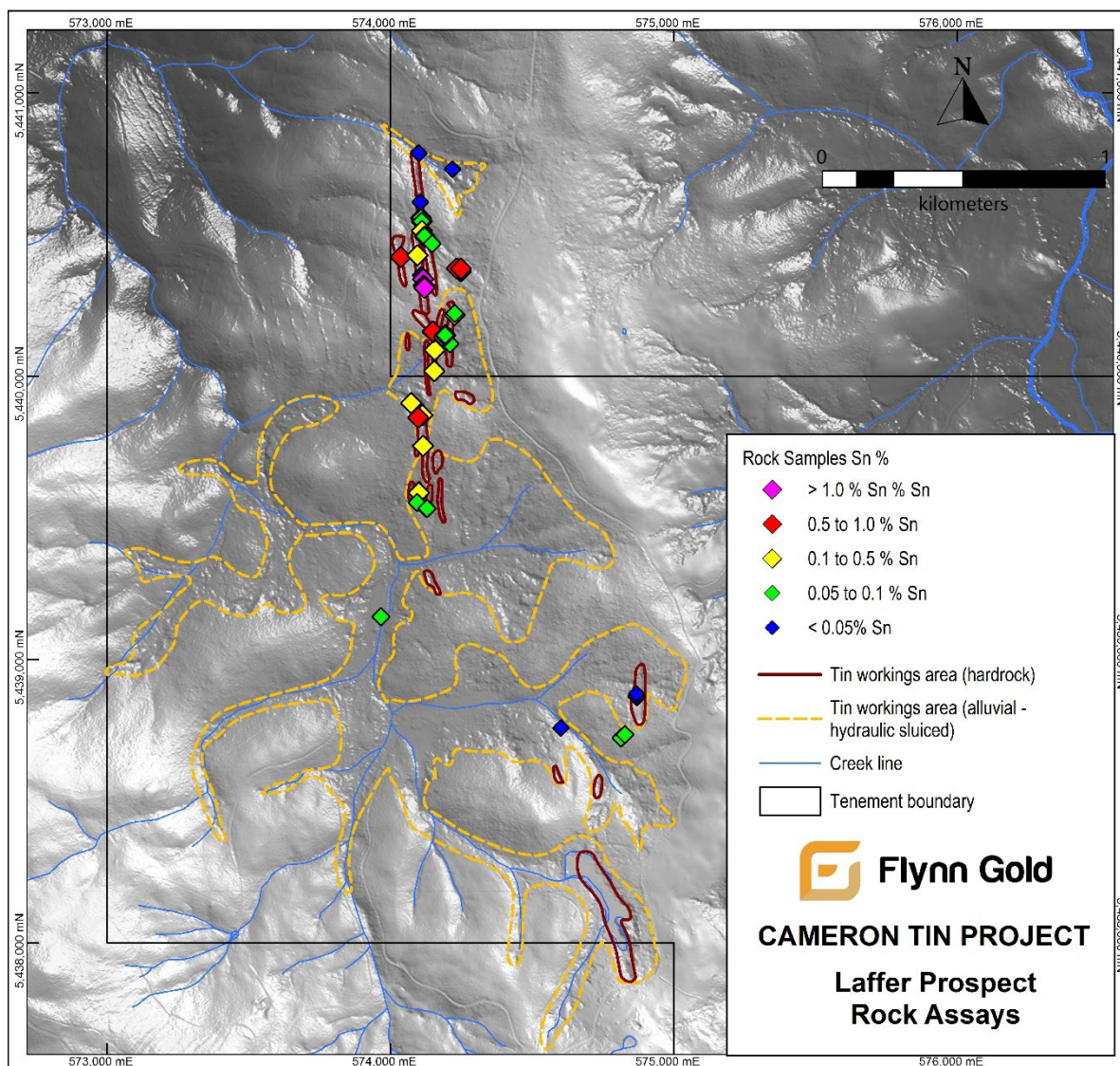


Figure 6: Laffer Prospect area with LIDAR image showing historical tin working areas and recent reconnaissance rock samples locations.

Other Tasmanian Activities

Henty Zinc Project

In the March quarter, Exploration Work Program proposals for drilling at both the Myrtle and Mariposa prospects were submitted to Mineral Resources Tasmania (MRT). In response to MRT guidance regarding the proposed drilling programs, flora and fauna surveys were completed by the Company during the quarter. Approvals for the proposed Myrtle and Mariposa drill programs are still pending as at the date of this report.

An Exploration Work Program proposal for drilling at the Grieves Siding was submitted to MRT during the June quarter.

Acquisition of Warrentinna / Firetower Projects

During the quarter⁸, the Company exercised its Option to proceed with purchasing the Warrentinna Gold Project and the advanced Firetower Gold and Battery Metals Project from Greatland Pty Ltd, a wholly owned subsidiary of Greatland Gold plc (AIM:GGP) ("Greatland").

Consideration for the purchase of the Projects under the terms of the Option Agreement was:

- Initial Consideration - 2,000,000 Flynn ordinary shares, at a deemed price of \$0.10/share;
- Deferred Consideration –
 - a. \$500,000 payable upon the definition of a combined mineral resource of 500,000oz Au on the Projects, (payable in cash or shares to an equivalent value, at Flynn's election);
 - b. \$500,000 payable upon the issue of a permit to mine, (payable in cash or shares to an equivalent value, at Flynn's election); and
 - c. 1% Net Smelter Royalty to Greatland on all production from the Projects.

EDGI Grants

As part of the review process completed by Flynn during the option period, the Company identified drill targets at the Firetower and Warrentinna Projects which potentially qualified for co-funding under the Tasmanian State Government's Exploration Drilling Grant Initiative (EDGI). EDGI, is a State Government initiative to co-fund greenfield exploration drilling projects.

Flynn's applications targeting the Firetower West Prospect and the Golden Mara Prospect at Warrentinna were successful, to the combined grant amount of \$132,000.

Exploration targeting and planning for both the Firetower and Warrentinna projects continued during the quarter and the Company anticipates providing further updates in the coming months. Exploration Work Program proposals for drilling at both projects have been submitted to MRT.

WA Gold-Lithium Projects

The Company has 4 gold-lithium projects in Western Australia, strategically located in districts that host large gold and lithium deposits or in districts that the Company considers relatively under-explored for lithium.

Yarrie Project

An initial program of field reconnaissance, mapping and sampling over the tenements in the Yarrie Project was completed during the quarter with assays pending.

Koolyanobbing Project

The results of the sampling program undertaken in the previous quarter did not identify any lithium anomalies within the samples collected.

⁸ See FG1 ASX Announcement dated 5 June 2023 for full details

Corporate

Appointment of Managing Director

Current CEO, Mr Neil Marston was appointed as Managing Director effective from 1 May 2023. Mr Marston has over 30 years of experience in the mining and minerals exploration sector and is a proven ASX-listed company leader, with a strong governance and corporate finance background.

Cash Position

The Company's cash position at 30 June 2023 was \$3.76 million.

Summary of expenditure

The Company's major cashflow movements for the quarter included:

- Exploration & Evaluation expenditure - \$1,006k;
- Employee costs - \$180k; and
- Administration and corporate costs - \$113k.

Payments to related parties of the entity and their associates

In the June 2023 quarterly Appendix 5B, the figure of \$125k as disclosed in section 6.1 and 6.2 relates to salaries and fees (including superannuation) paid to directors and their associates during the quarter.

Use of Funds Statement

All funds raised under the Prospectus have now been applied. The Company provides the below table detailing how funds raised under the Prospectus were applied and notes that this information will not be included in future Quarterly Cashflow Reports:

Items of Expenditure	Per Prospectus (\$k)	Actual Expenditure to 30 June 2023 (\$k)	Balance Remaining (\$k)
Exploration expenditure			
Tasmanian Gold Projects	5,517	5,517	-
Henty Zinc-Silver Project	489	121	368
Pilbara Gold projects	1,198	342	856
Project Generation	348	205	143
Sub-total Exploration	7,552	6,185	1,367
Listing Expenses *	867	595	272
General, Administrative & Working Capital	1,608	1,608	-
Deferred consideration for Kingfisher acquisition	291	291	-
Total Expenditure	10,318	8,679	1,639

* Listing expenses in relation to Initial Public Offering have been paid in full.

The variance in planned expenditure as outlined within the prospectus has been due to a greater focus on the Company's successful gold exploration at the Golden Ridge Project.

Proposed expenditure on the Henty Zinc-Silver Project has been delayed pending approval of work program proposals and with drill program timing preferably scheduled for the west coast 2024 summer field season.

Exploration on the Company's Pilbara projects has been delayed by permitting and other approvals needed for drilling.

Approved by the Board of Flynn Gold Limited.

27 July 2023

For more information:

Neil Marston
Managing Director &
Chief Executive Officer
+61 3 9692 7222
info@flynngold.com.au

Victoria Humphries / Ben Creagh
Media & Investor Relations
+61 (0) 431 151 676 / +61 (0) 417 464 233
victoria@nwrcommunications.com.au
benc@nwrcommunications.com.au

Interests in Mining Tenements

The Company holds a granted beneficial interest in the following tenements as at 30th June 2023:

Mining Tenement	Location	Beneficial Percentage held	Licence Description	Interest acquired/farm-in or disposed/farm-out during the quarter
EL11/2012	NE Tasmania	100%	Portland	-
EL18/2018	NE Tasmania	100%	Telegraph	-
EL18/2016	NE Tasmania	100%	Cameron	-
EL17/2018	NE Tasmania	100%	Golden Ridge	-
EL16/2021	NE Tasmania	100%	Bendover Hill	-
EL02/2019	NE Tasmania	100%	Mangana	-
EL3/2020	NE Tasmania	100%	Lisle	-
EL4/2020	NE Tasmania	100%	Lyndhurst	-
EL30/2004	NE Tasmania	100%	Warrentinna	100% interest acquired
EL26/2004	NW Tasmania	100%	Firetower	100% interest acquired
EL6/2015	NW Tasmania	100%	Henty South	-
EL3/2018	NW Tasmania	100%	Henty North	-
E47/3888	Pilbara, WA	100%	Mt Dove West	-
E45/5055	Pilbara, WA	100%	Mt Dove	-
E45/5156	Pilbara, WA	100%	Mt Dove	-
E45/5157	Pilbara, WA	100%	Mt Dove	-
E45/5158	Pilbara, WA	100%	Mt Dove	-
E45/3570	Yarrie, WA	100%	Shay Gap	-
E45/3571	Yarrie, WA	100%	Shay Gap	-
E45/3572	Yarrie, WA	100%	Shay Gap	-
E77/2730	Koolyanobbing, WA	100%	Marda	-
E77/2734	Koolyanobbing, WA	100%	Windarling West	-
E77/2736	Koolyanobbing, WA	100%	Mt Jackson	-
E77/2737	Koolyanobbing, WA	100%	Mt Jackson East	-
E77/2738	Koolyanobbing, WA	100%	Gwendolyn	-
E77/2739	Koolyanobbing, WA	100%	Rainy Rocks	-
E77/2740	Koolyanobbing, WA	100%	Mt Jackson Easterer	-

Appendix 5B

Mining exploration entity or oil and gas exploration entity quarterly cash flow report

Name of entity

Flynn Gold Limited

ABN

82 644 122 216

Quarter ended ("current quarter")

30 June 2023

Consolidated statement of cash flows		Current quarter \$A'000	Year to date (12 months) \$A'000
1. Cash flows from operating activities		-	-
1.1 Receipts from customers			
1.2 Payments for			
(a) exploration & evaluation	(1,006)	(3,767)	
(b) development	-	-	
(c) production	-	-	
(d) staff costs	(180)	(649)	
(e) administration and corporate costs	(113)	(685)	
1.3 Dividends received (see note 3)	-	-	
1.4 Interest received	79	112	
1.5 Interest and other costs of finance paid	-	(2)	
1.6 Income taxes paid	-	-	
1.7 Government grants and tax incentives	-	-	
1.8 Other (provide details if material)	-	-	
1.9 Net cash from / (used in) operating activities		(1,220)	(4,990)
2. Cash flows from investing activities			
2.1 Payments to acquire or for:			
(a) entities	-	-	
(b) tenements	-	-	
(c) property, plant and equipment	(32)	(59)	
(d) exploration & evaluation	-	-	
(e) investments	-	-	
(f) other non-current assets	-	(5)	

Mining exploration entity or oil and gas exploration entity quarterly cash flow report

Consolidated statement of cash flows		Current quarter \$A'000	Year to date (12 months) \$A'000
2.2	Proceeds from the disposal of:		
	(a) entities	-	-
	(b) tenements	-	-
	(c) property, plant and equipment	-	-
	(d) investments	-	-
	(e) other non-current assets	-	-
2.3	Cash flows from loans to other entities	-	-
2.4	Dividends received (see note 3)	-	-
2.5	Other (provide details if material)	-	-
2.6	Net cash from / (used in) investing activities	(32)	(64)

3.	Cash flows from financing activities		
3.1	Proceeds from issues of equity securities (excluding convertible debt securities)	-	3,781
3.2	Proceeds from issue of convertible debt securities	-	-
3.3	Proceeds from exercise of options	-	-
3.4	Transaction costs related to issues of equity securities or convertible debt securities	(14)	(280)
3.5	Proceeds from borrowings	-	-
3.6	Repayment of borrowings	-	-
3.7	Transaction costs related to loans and borrowings	-	-
3.8	Dividends paid	-	-
3.9	Other (payments of Lease Liabilities)	(12)	(44)
3.10	Net cash from / (used in) financing activities	(26)	3,457

4.	Net increase / (decrease) in cash and cash equivalents for the period		
4.1	Cash and cash equivalents at beginning of period	5,038	5,357
4.2	Net cash from / (used in) operating activities (item 1.9 above)	(1,220)	(4,990)
4.3	Net cash from / (used in) investing activities (item 2.6 above)	(32)	(64)
4.4	Net cash from / (used in) financing activities (item 3.10 above)	(26)	3,457

Mining exploration entity or oil and gas exploration entity quarterly cash flow report

Consolidated statement of cash flows		Current quarter \$A'000	Year to date (12 months) \$A'000
4.5	Effect of movement in exchange rates on cash held	-	-
4.6	Cash and cash equivalents at end of period	3,760	3,760

5.	Reconciliation of cash and cash equivalents at the end of the quarter (as shown in the consolidated statement of cash flows) to the related items in the accounts	Current quarter \$A'000	Previous quarter \$A'000
5.1	Bank balances	460	538
5.2	Call deposits	3,300	4,500
5.3	Bank overdrafts	-	-
5.4	Other (provide details)	-	-
5.5	Cash and cash equivalents at end of quarter (should equal item 4.6 above)	3,760	5,038

6.	Payments to related parties of the entity and their associates	Current quarter \$A'000
6.1	Aggregate amount of payments to related parties and their associates included in item 1	125
6.2	Aggregate amount of payments to related parties and their associates included in item 2	-
Note: if any amounts are shown in items 6.1 or 6.2, your quarterly activity report must include a description of, and an explanation for, such payments.		

7.	Financing facilities Note: the term 'facility' includes all forms of financing arrangements available to the entity. Add notes as necessary for an understanding of the sources of finance available to the entity.	Total facility amount at quarter end \$A'000	Amount drawn at quarter end \$A'000
7.1	Loan facilities	-	-
7.2	Credit standby arrangements	-	-
7.3	Other (please specify)	-	-
7.4	Total financing facilities	-	-
7.5	Unused financing facilities available at quarter end		-
7.6	Include in the box below a description of each facility above, including the lender, interest rate, maturity date and whether it is secured or unsecured. If any additional financing facilities have been entered into or are proposed to be entered into after quarter end, include a note providing details of those facilities as well.		
	N/A		

Mining exploration entity or oil and gas exploration entity quarterly cash flow report

8.	Estimated cash available for future operating activities	\$A'000
8.1	Net cash from / (used in) operating activities (item 1.9)	(1,220)
8.2	(Payments for exploration & evaluation classified as investing activities) (item 2.1(d))	-
8.3	Total relevant outgoings (item 8.1 + item 8.2)	(1,220)
8.4	Cash and cash equivalents at quarter end (item 4.6)	3,760
8.5	Unused finance facilities available at quarter end (item 7.5)	-
8.6	Total available funding (item 8.4 + item 8.5)	3,760
8.7	Estimated quarters of funding available (item 8.6 divided by item 8.3)	3.08
<p><i>Note: if the entity has reported positive relevant outgoings (ie a net cash inflow) in item 8.3, answer item 8.7 as "N/A". Otherwise, a figure for the estimated quarters of funding available must be included in item 8.7.</i></p>		
8.8	If item 8.7 is less than 2 quarters, please provide answers to the following questions:	
8.8.1	Does the entity expect that it will continue to have the current level of net operating cash flows for the time being and, if not, why not?	
	Answer: N/A	
8.8.2	Has the entity taken any steps, or does it propose to take any steps, to raise further cash to fund its operations and, if so, what are those steps and how likely does it believe that they will be successful?	
	Answer: N/A	
8.8.3	Does the entity expect to be able to continue its operations and to meet its business objectives and, if so, on what basis?	
	Answer: N/A	
<p><i>Note: where item 8.7 is less than 2 quarters, all of questions 8.8.1, 8.8.2 and 8.8.3 above must be answered.</i></p>		

Compliance statement

- 1 This statement has been prepared in accordance with accounting standards and policies which comply with Listing Rule 19.11A.
- 2 This statement gives a true and fair view of the matters disclosed.

Date: 27 July 2023

Authorised by: The Board

Notes

- 1 This quarterly cash flow report and the accompanying activity report provide a basis for informing the market about the entity's activities for the past quarter, how they have been financed and the effect this has had on its cash position. An entity that wishes to disclose additional information over and above the minimum required under the Listing Rules is encouraged to do so.
- 2 If this quarterly cash flow report has been prepared in accordance with Australian Accounting Standards, the definitions in, and provisions of, AASB 6: *Exploration for and Evaluation of Mineral Resources* and AASB 107: *Statement of Cash Flows* apply to this report. If this quarterly cash flow report has been prepared in accordance with other accounting standards agreed by ASX pursuant to Listing Rule 19.11A, the corresponding equivalent standards apply to this report.

Mining exploration entity or oil and gas exploration entity quarterly cash flow report

3. Dividends received may be classified either as cash flows from operating activities or cash flows from investing activities, depending on the accounting policy of the entity.
4. If this report has been authorised for release to the market by your board of directors, you can insert here: "By the board". If it has been authorised for release to the market by a committee of your board of directors, you can insert here: "By the [name of board committee – eg Audit and Risk Committee]". If it has been authorised for release to the market by a disclosure committee, you can insert here: "By the Disclosure Committee".
5. If this report has been authorised for release to the market by your board of directors and you wish to hold yourself out as complying with recommendation 4.2 of the ASX Corporate Governance Council's *Corporate Governance Principles and Recommendations*, the board should have received a declaration from its CEO and CFO that, in their opinion, the financial records of the entity have been properly maintained, that this report complies with the appropriate accounting standards and gives a true and fair view of the cash flows of the entity, and that their opinion has been formed on the basis of a sound system of risk management and internal control which is operating effectively.