



ACN 107 118 678 | ASXBMG

# Abercromby Gold Project - **WA's newest gold resource**

RIU Resources Roundup Sydney  
9-11 May 2023

ersonal use only

# Important Notice & Disclaimer

## Exploration Results

The information in this presentation that relates to potential Exploration Results and Mineral Resources has been reviewed by Ben Pollard, who is a Member of the Australasian Institute of Mining and Metallurgy. Mr Pollard has sufficient experience, which is relevant to the style of mineralisation and type of deposit under consideration and to the activity, which they are undertaking to qualify as an Expert and Competent Person as defined under the VALMIN Code and in the 2015 Edition of the 'Australasian Code for Reporting of Exploration Results, Mineral Resources and Ore Reserves'. Mr Pollard consents to the inclusion in this presentation of the matters based on the information in the form and context in which they appear.

## Forward-Looking Statements

This document may include forward-looking statements. Forward-looking statements include, but are not limited to, statements concerning BMG Resources Limited's planned exploration program and other statements that are not historical facts. Although BMG Resources Limited believes that its expectations reflected in these forward-looking statements are reasonable, such statements involve risks and uncertainties and no assurance can be given that actual results will be consistent with these forward-looking statements.

## No Offer of Securities

The information contained in this presentation is for informational purposes only and does not constitute an offer to issue, or arrange to issue, securities or other financial products. The information contained in this presentation is not investment or financial product advice and is not intended to be used as the basis for making an investment decision. The presentation has been prepared without taking into account the investment objectives, financial situation or particular needs of any particular person.

## No Warranty of Accuracy or Completeness

No representation or warranty, express or implied, is made as to the fairness, accuracy, completeness or correctness of the information, opinions and conclusions contained in this presentation. To the maximum extent permitted by law, none of BMG Resources Limited, its directors, employees or agents, nor any other person accepts any liability, including, without limitation any liability arising out of fault or negligence, for any loss arising from the use of the information contained in this presentation. In particular, no representation or warranty, express or implied is given as to the accuracy, completeness or correctness, likelihood of achievement or reasonableness or any forecasts, prospects or returns contained in this presentation nor is any obligation assumed to update such information. Such forecasts, prospects or returns are by their nature subject to significant uncertainties and contingencies.

# Three 100% owned WA gold and lithium projects in Tier 1 mining jurisdiction

## Abercromby Project

- High grade gold project in Tier 1 location with significant development potential
- Maiden Mineral Resource of 11.1Mt @ 1.45g/t for 518Koz Au at the Capital Deposit
- Oxide and fresh gold mineralisation confirmed along +1.2km strike
- Further large, anomalous, regional targets to the south

## Invincible Project

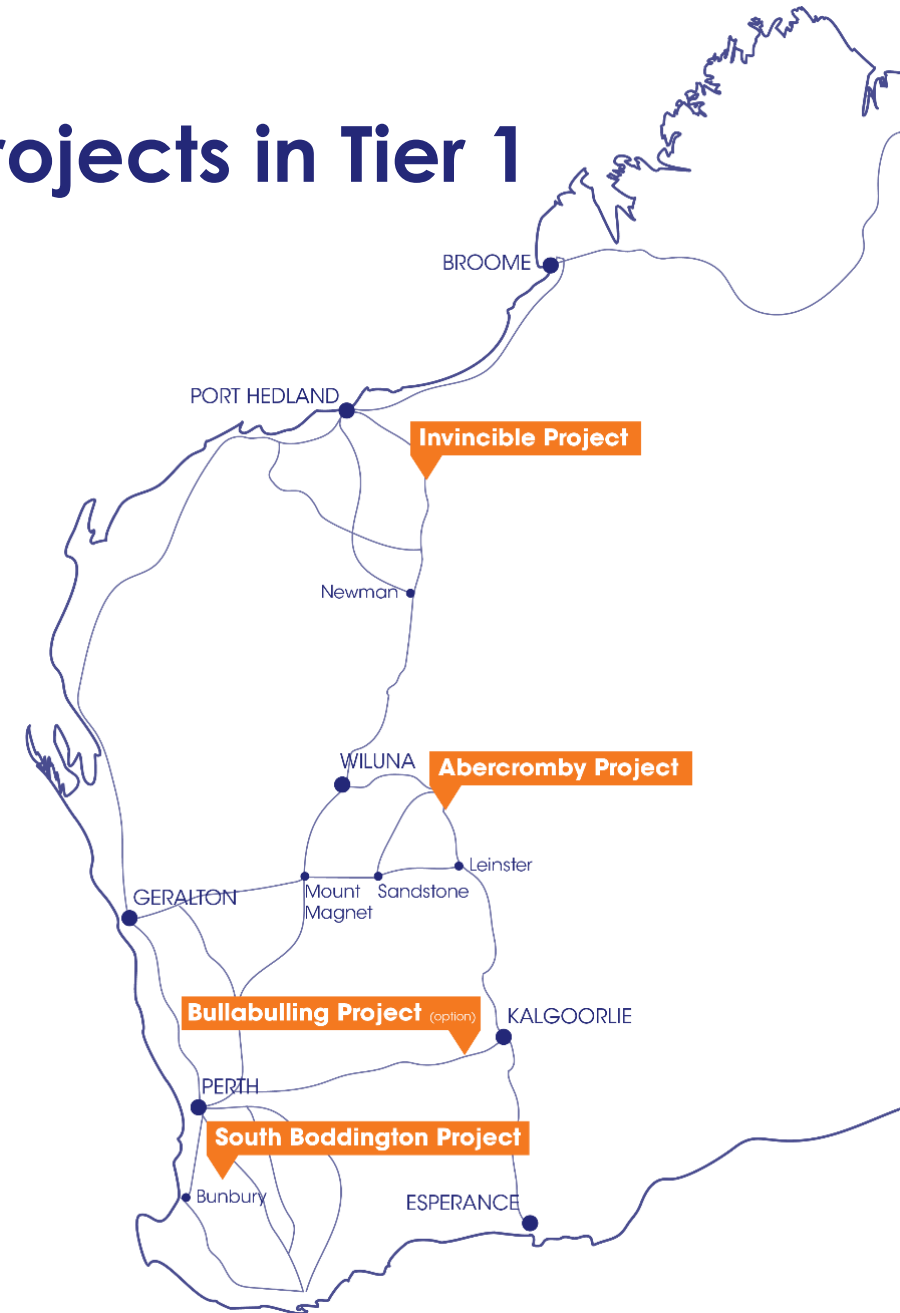
- +12.5km eastern extension of Warrawoona Shear Zone which hosts the growing 1.5m oz Au resource of Calidus Resources (ASX:CAI)
- Multiple high-priority gold targets identified
- Li pegmatite potential currently being assessed

## South Boddington Project

- Under explored ground along strike from the giant Boddington deposit (+40m oz Au deposit) – Exploration Licences granted and under application

## Bullabulling Project – Under Option

- Highly prospective lithium/gold project currently under review via Option agreement until mid-June 2023



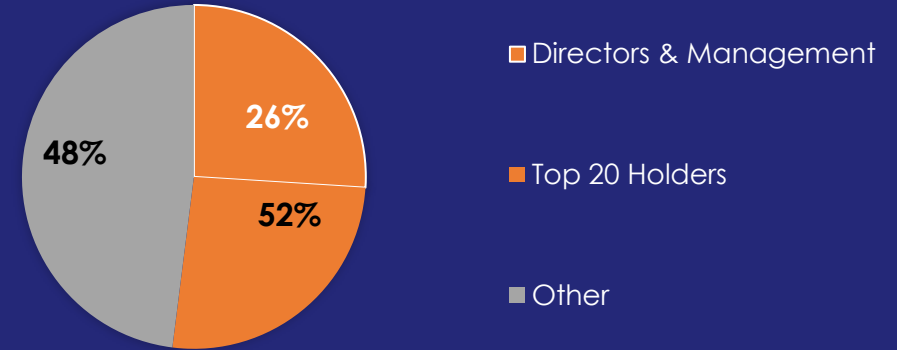
# Corporate Snapshot

BMG Resources (ASX: BMG) is an ASX-listed gold exploration company with a portfolio of 100% owned gold projects, located in Tier 1 and emerging Western Australian gold districts – Abercromby, Invincible and South Boddington.

BMG's flagship Abercromby Project is located on the Agnew-Wiluna Greenstone Belt, which boasts a gold endowment of +40Moz Au.

## Capital structure

ASX CODE	BMG
MARKET CAPITALISATION*	~\$7M
LISTED SHARES*	467,489,572
TOP 20 SHAREHOLDERS	53%
LISTED OPTIONS	NIL
DIRECTORS AND MANAGEMENT	22%
SHARE PRICE (MAY 2023)	~\$0.015
CASH (31 March)*	\$1.25M
DEBT	NIL



## Leadership Team

### BOARD

Greg Hancock	Chairman
Bruce McCracken	Managing Director
John Prineas	Non-executive Director
John Dawson	Non-executive Director

### SENIOR TECHNICAL

Ben Pollard	Exploration & Development
Charles Wilkinson	Technical Consultant

\*Includes recent LR7.1/7.1A \$1m Placement, which is part of the \$2.75m Placement/Entitlement Issue currently underway



# Abercromby – WA's newest gold resource

Maiden Mineral Resource of 518koz at Capital is just the beginning

## Abercromby Gold Project – expedited development pathways

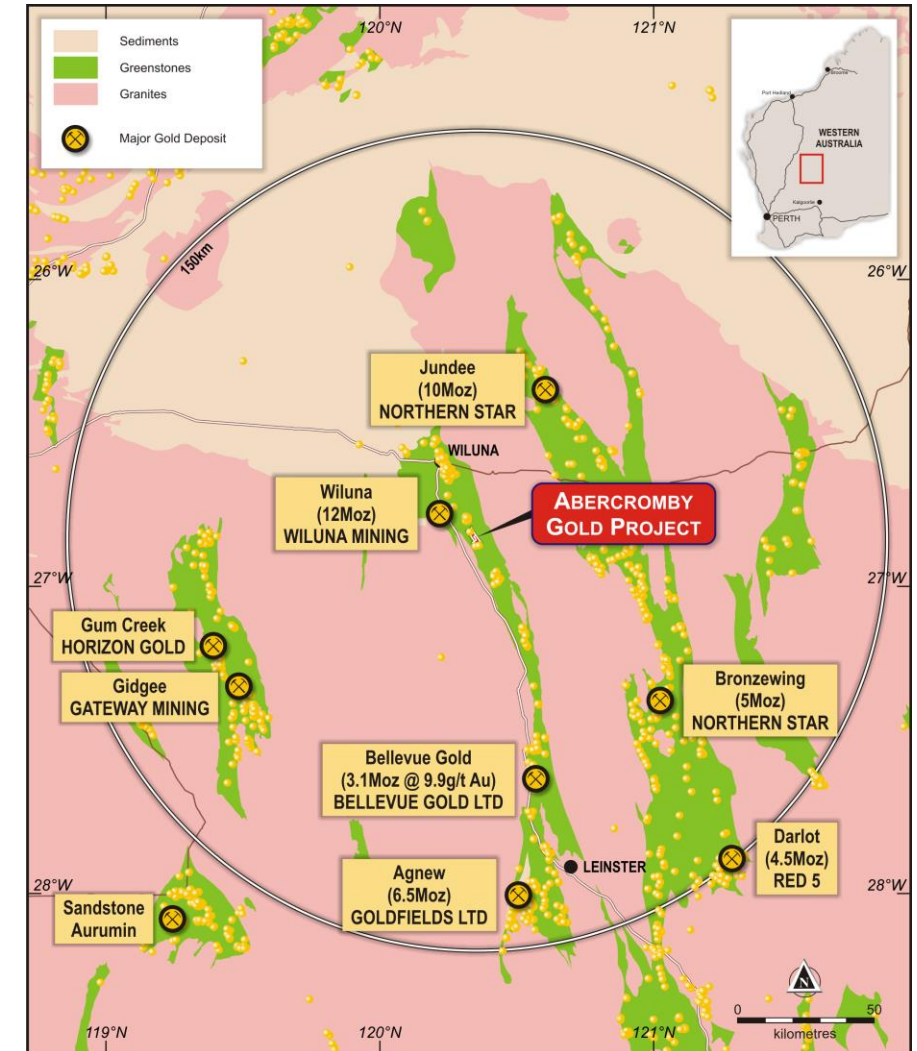
- Sits within 12km<sup>2</sup> of granted mining leases in the Tier 1 Agnew Wiluna Greenstone Belt
- Metallurgical test work confirms **Abercromby ore is free-milling** and amenable to conventional CIL processing, **with excellent gold recoveries**
- Project surrounded by mines, processing plants and infrastructure

## Capital Deposit – one of multiple targets at Abercromby

- **Maiden Mineral Resource of 11.1Mt @ 1.45g/t for 518Koz Au**
- Open Pit area (c. 0–200mbs): 354koz @ 1.17g/t Au (c.70% of resource);  
Underground area (c.200–500mbs): 164koz @ 3.09g/t Au
- 68% Inferred resource and 32% Indicated resource
- Higher grade component of the resource is **430koz @ 2.01g/t Au** at a 1.0g/t lower cut-off
- **Low \$8.35/oz discovery cost**
- Mineralisation open at depth and along strike

## Outstanding development opportunity

- Drilling programs in 2023 to focus on resource expansion at Capital and exploration at high-priority targets to the south of Capital
- Development studies planned to fast track approvals process



# Abercromby – WA's newest gold resource

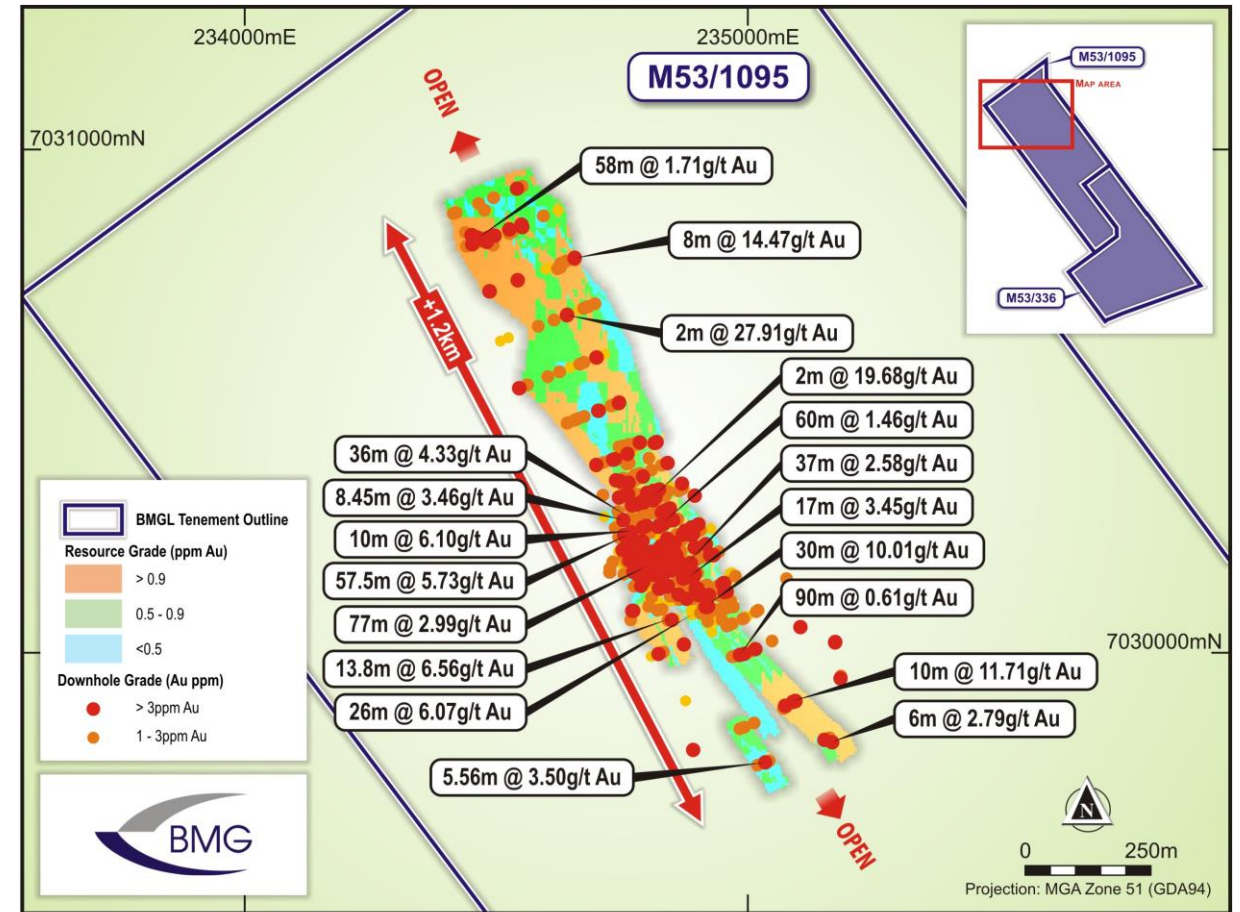
## Delivering outstanding value with the drill bit

### Maiden Mineral Resource Estimate – Capital Deposit

- 1.2km+ strike as part of 6.5km greenstone total strike length within Abercromby mining leases
- Maiden Mineral Resource **11.1Mt @ 1.45g/t for 518Koz Au**
- Extensive data set with 105 RC and DD holes utilised for resource estimation

### JORC 2012 Resource Classification

- **518koz** resource estimate is a sub-set of the **global resource estimate of 670koz**
- Open pit area (notionally to 200mbs with 0.4g/t cut-off): 354koz @ 1.17g/t (c. 70% of resource)
- Underground (notionally 200mbs to 500mbs with 1.25g/t cut-off): 165koz @ 3.09g/t (c. 30% of resource)
- c.70% Inferred (353koz)/ c.30% Indicated (165koz)
- **c.70% to 200mbs (354kcozs) incl. Oxide/ Transitional zone/ Fresh**

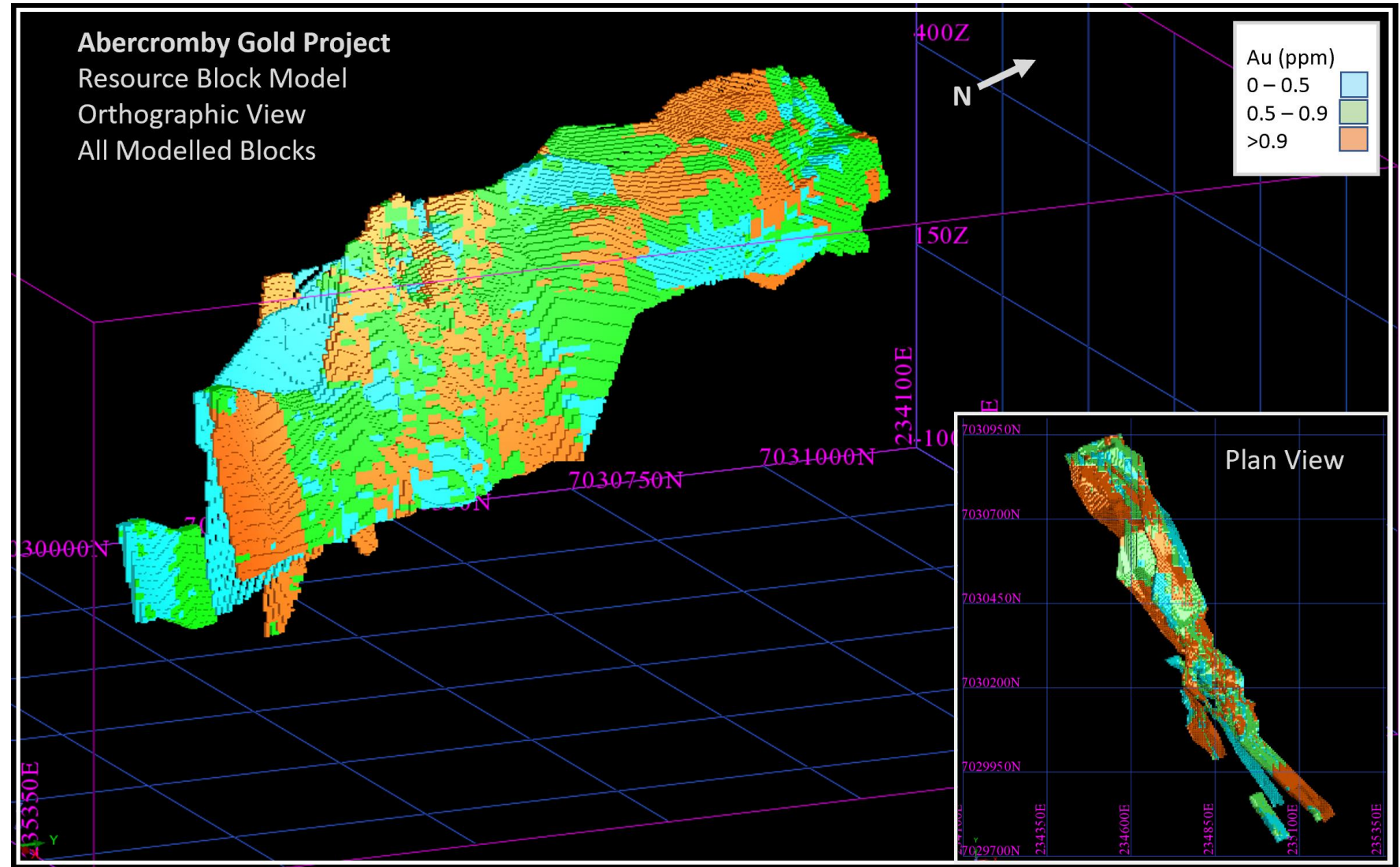


Planview of Mineral Resource Estimate for the Capital Deposit

# Maiden Resource Estimate, Capital Deposit

## Global Resource Block Model

- Orthographic view of global resource block model
- Blocks greater than 0g/t for 670koz
- Mineralisation is not closed off – remains open along strike and at depth
- Scope to further enhance the resource with additional drilling



Global resource block model for Capital, coloured by grade







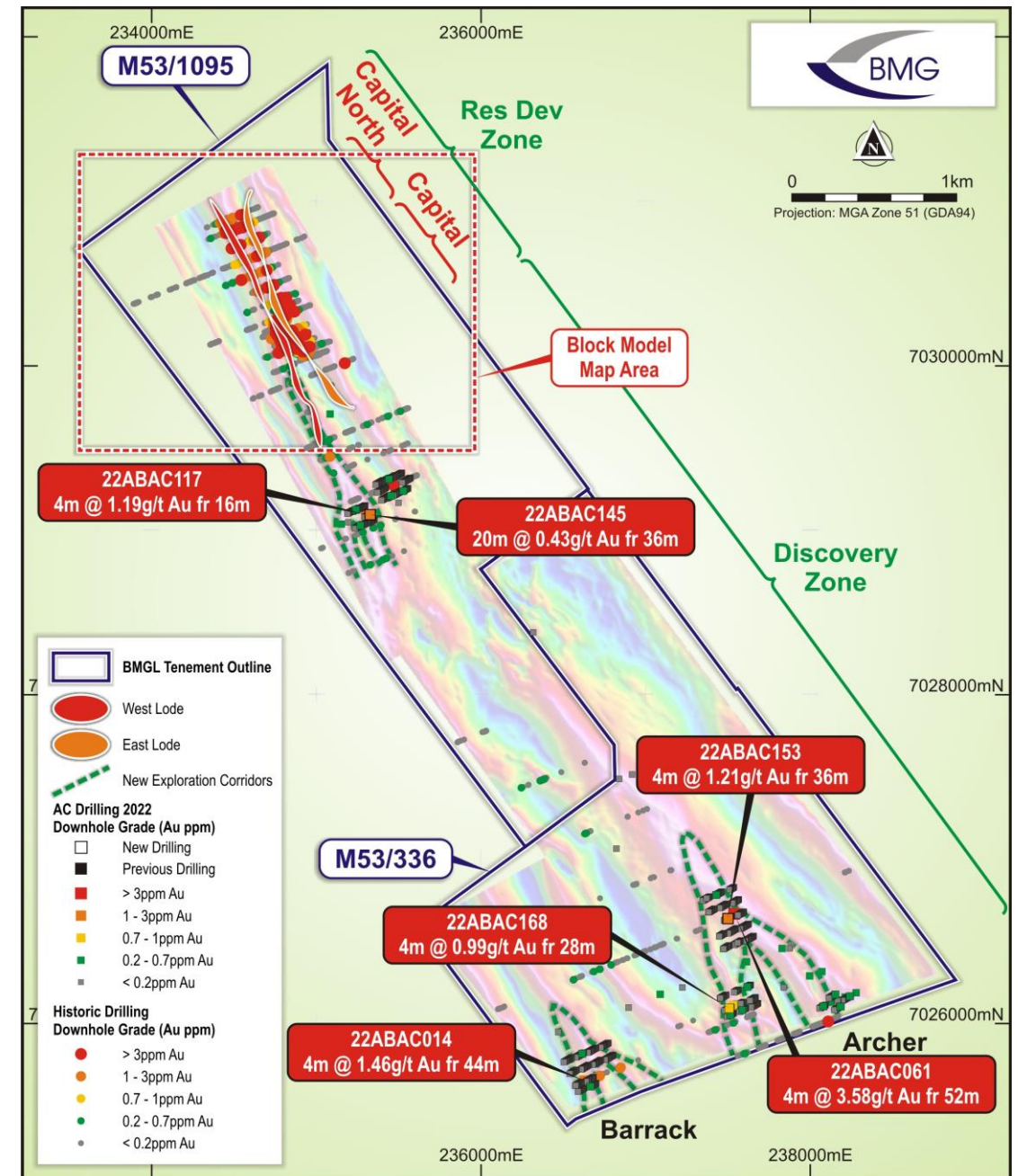
# Maiden Resource Estimate is just the beginning

## Capital Deposit

- Mineralisation remains open at depth and along strike
- Multiple historic high-grade intersections reported outside the resource envelope support potential for resource extension
- Sporadic historical drilling at Capital North intersected thick intervals of high-grade gold, including:
  - **58m @ 1.71g/t Au from 77m** (95WJVP274)
  - **8m @ 14.47g/t Au from 114m** (96CJVP024)
  - **2m @ 27.9g/t Au from 27m** (95WJVP280)


## Pipeline of regional targets

- Drill testing of southern SAM targets has highlights at least three highly prospective, large anomalous gold zones
  - **Capital South – 1,700m, incl. 4m @ 1.14g/t Au** (22ABAC117)
  - **Archer – 1,400m, incl. 4m @ 3.58g/t Au** (22ABAC061)
  - **Barrack – 250m+, incl. 4m @ 1.46g/t Au** (22ABAC014)
- Extensive supergene mineralisation hints at possible repetitions of Capital



# Abercromby – WA's newest gold resource

Continuing to leverage value with the drill bit while progressing studies to fast track project development



## Drilling in 2023

- Preparation underway for 2023 drilling program:
  - Infill drilling targeting strategic parts of the Inferred resource to upgrade confidence levels to Indicated
  - Expansion drilling to test for continuity of mineralisation at depth and along strike at the Capital Deposit
  - Exploration drilling to test the extent of mineralisation associated with the large regional gold-anomalous zones to the south of the Capital Deposit

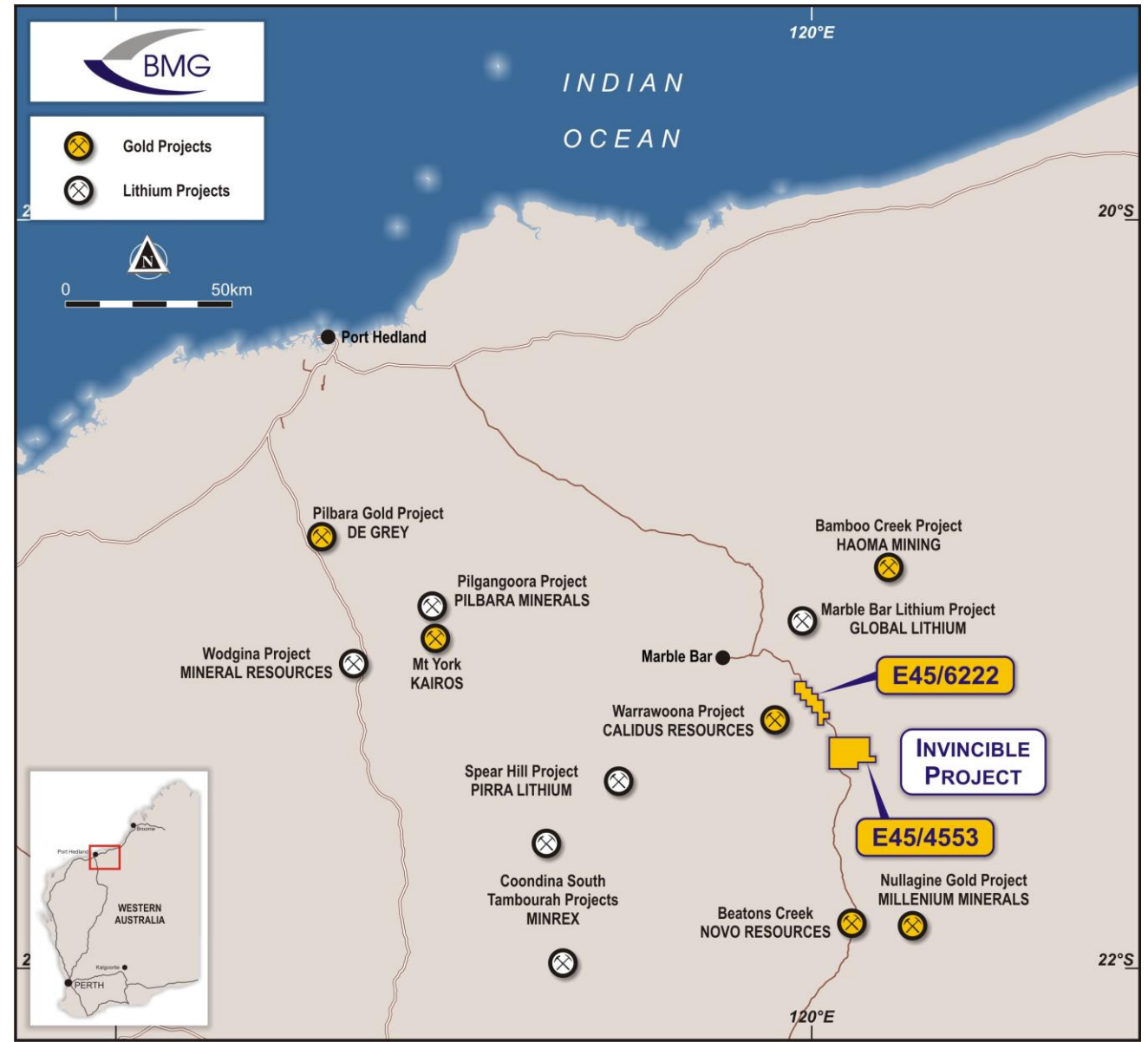
## Development studies

- Optimisation of processing parameters planned as BMG moves closer to economic evaluation and potential exploitation of the deposit
- GR Engineering and other consultants engaged in preparation for development studies to fast-track approval process ahead of potential development and exploitation of the project

# Invincible Project

Located in emerging gold and lithium district of Central Pilbara

- Immediately along strike from, and hosted by the same stratigraphy, as Calidus Resources' (ASX: CAL) 1.5Moz Au resource – now in production
- Hosts 12.5km of the Warrawoona Shear Zone – the mineralised trend that hosts the Calidus gold resource
- Multiple, small artisanal workings including the historic Invincible mine, where 19.31kg of gold was mined at a grade of 1,380g/t Au
- Little systematic modern exploration with outstanding opportunity for a new high-grade discovery
- Growing number of Li projects in the district indicates potential for Li bearing pegmatites at Invincible





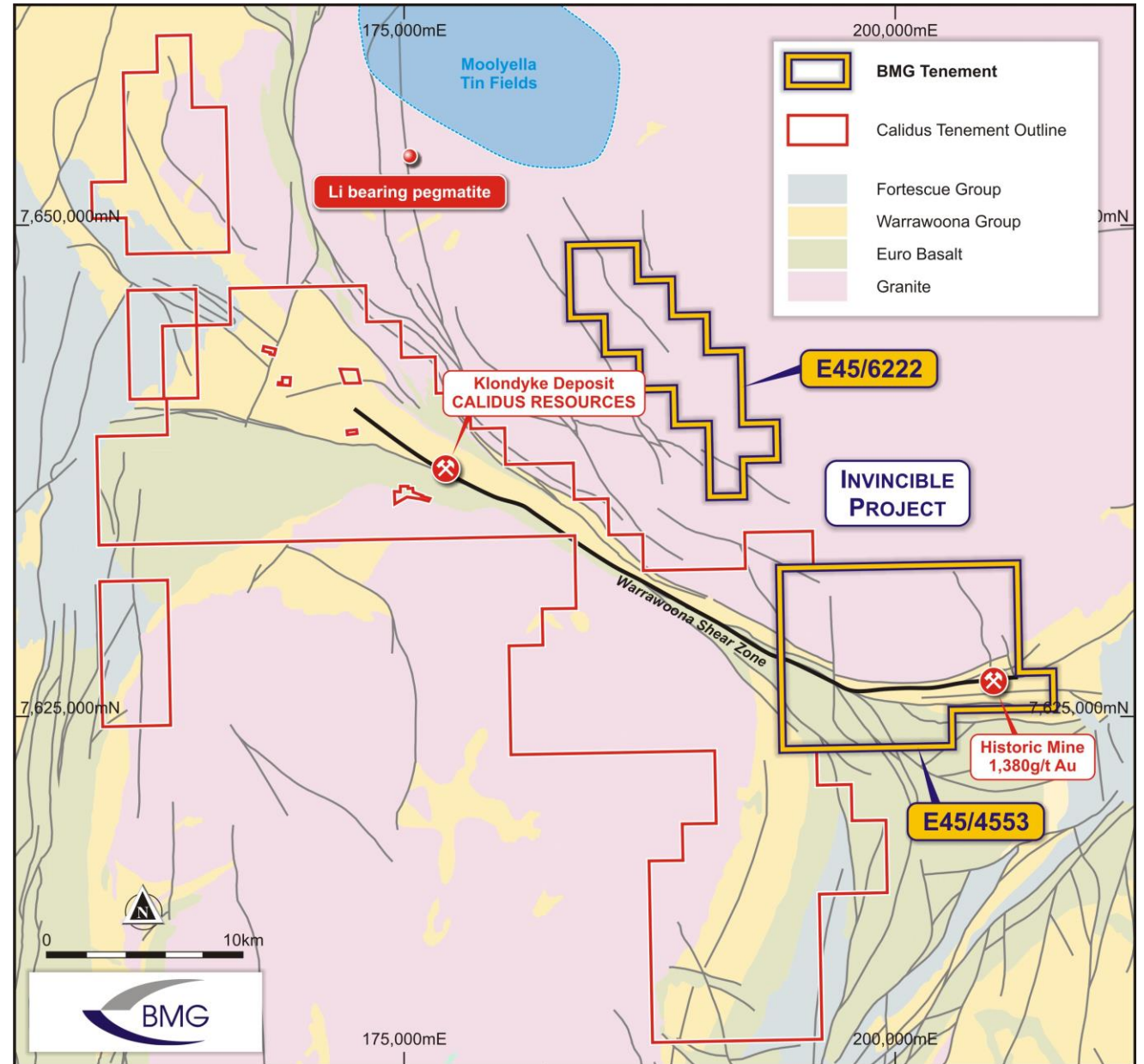
# Invincible Project

## Gold-bearing shear zone confirmed

- Invincible Project tenement is contiguous with the tenements of Calidus
- Primary reef gold is hosted in quartz veins within extensive shear zones
- Potential for repeat trends along the Warrawoona Shear Zone and for mineralised granite to the north of the shear zone

## Lithium potential being assessed

- Mt Edgar granite complex known to host Li pegmatites
- Recently granted tenement (E45/6222) near existing Li deposits – approx. 15 km NW of Invincible
- Fieldwork currently underway

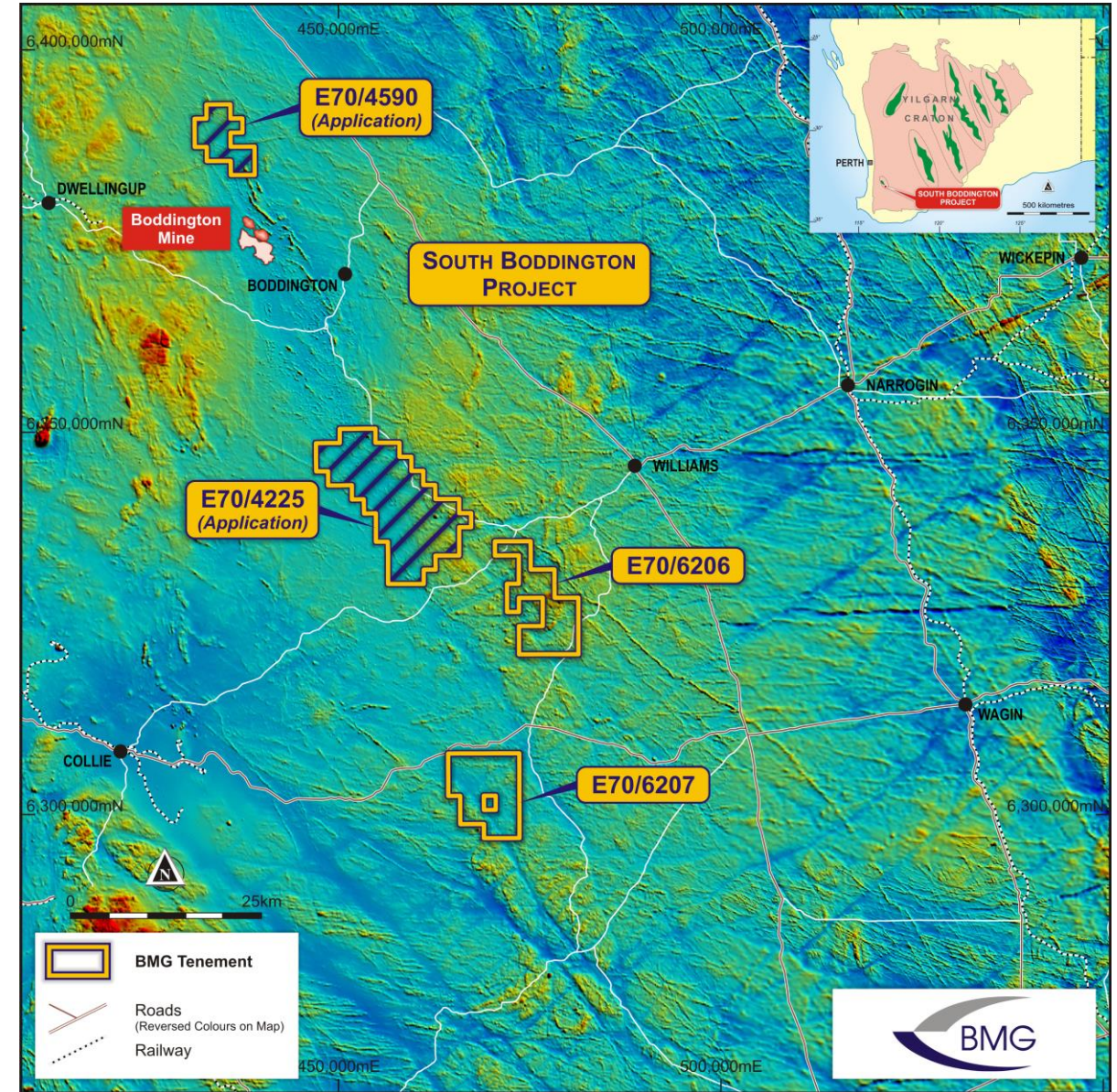




# South Boddington Project

Located along strike from the giant Boddington gold deposit (+40Moz Au)

- Project area comprises ground that is within the Saddleback Greenstone Belt which hosts Newmont's (NYSE: NEM) Boddington gold mine
- Strong potential for additional gold deposits along the Belt with most of the Belt unexplored or underexplored
- Comprises two recently granted ELs and two application ELs - interpreted to host similar stratigraphy to Boddington
- Boddington is located in an area of magnetic low and similar magnetic lows are seen in BMG's tenements – refer map with GSWA magnetic data

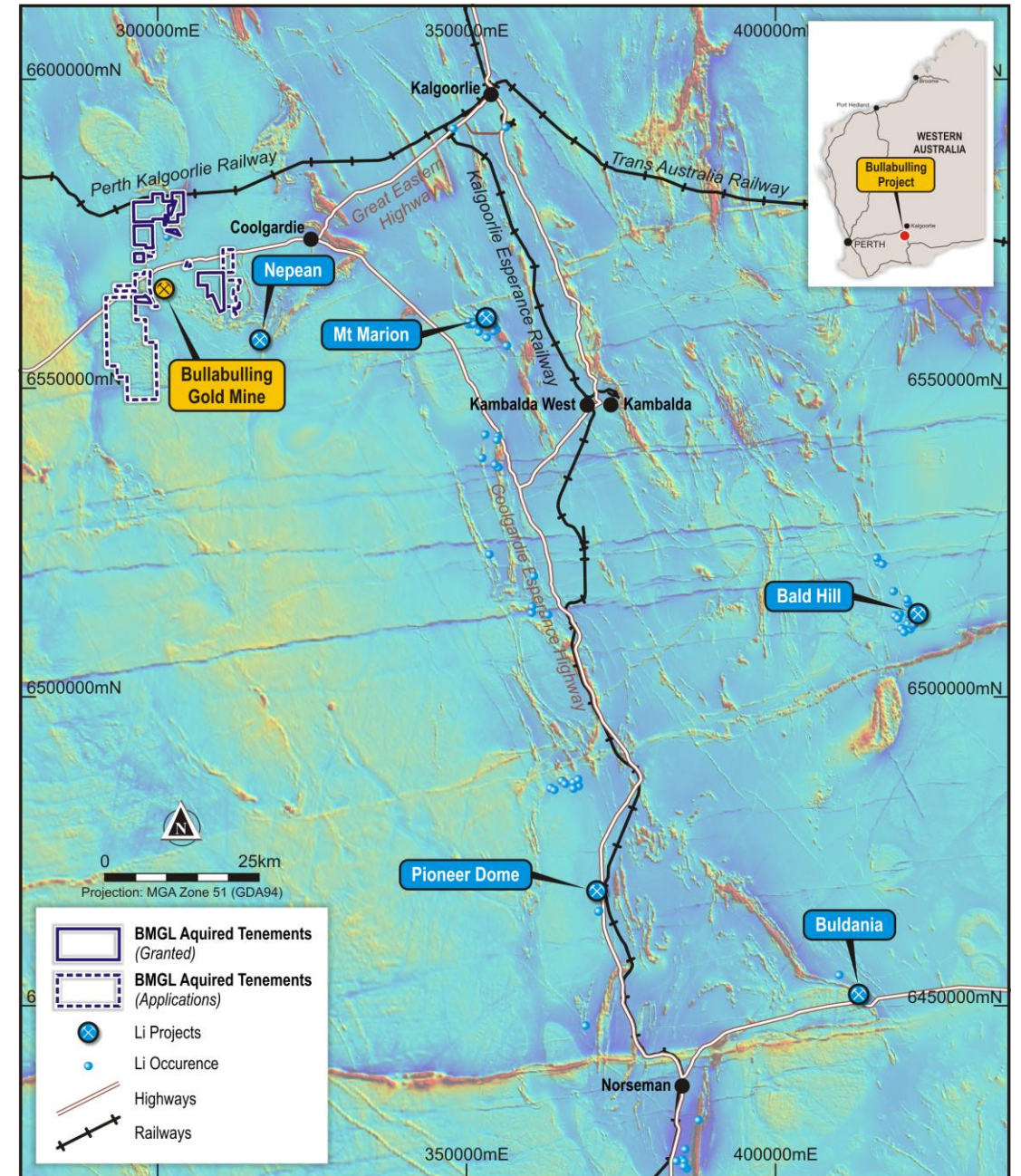




# Bullabulling Project

## Highly prospective lithium-gold opportunity in WA's eastern goldfields (under option)

- BMG option until mid-June 2023 to acquire project
- Emerging lithium province, with established gold heritage
  - Similar geology to Nepean and Mt Marion Li deposits
  - Adjacent tenure to historic Bullabulling Au mine (+3m ozs Au)
- Multiple lithium-caesium-tantalum (LCT) pegmatites mapped across tenure, together with gold occurrences
- Significant footprint – combined tenure of 185 sq. km
- Multiple high quality targets

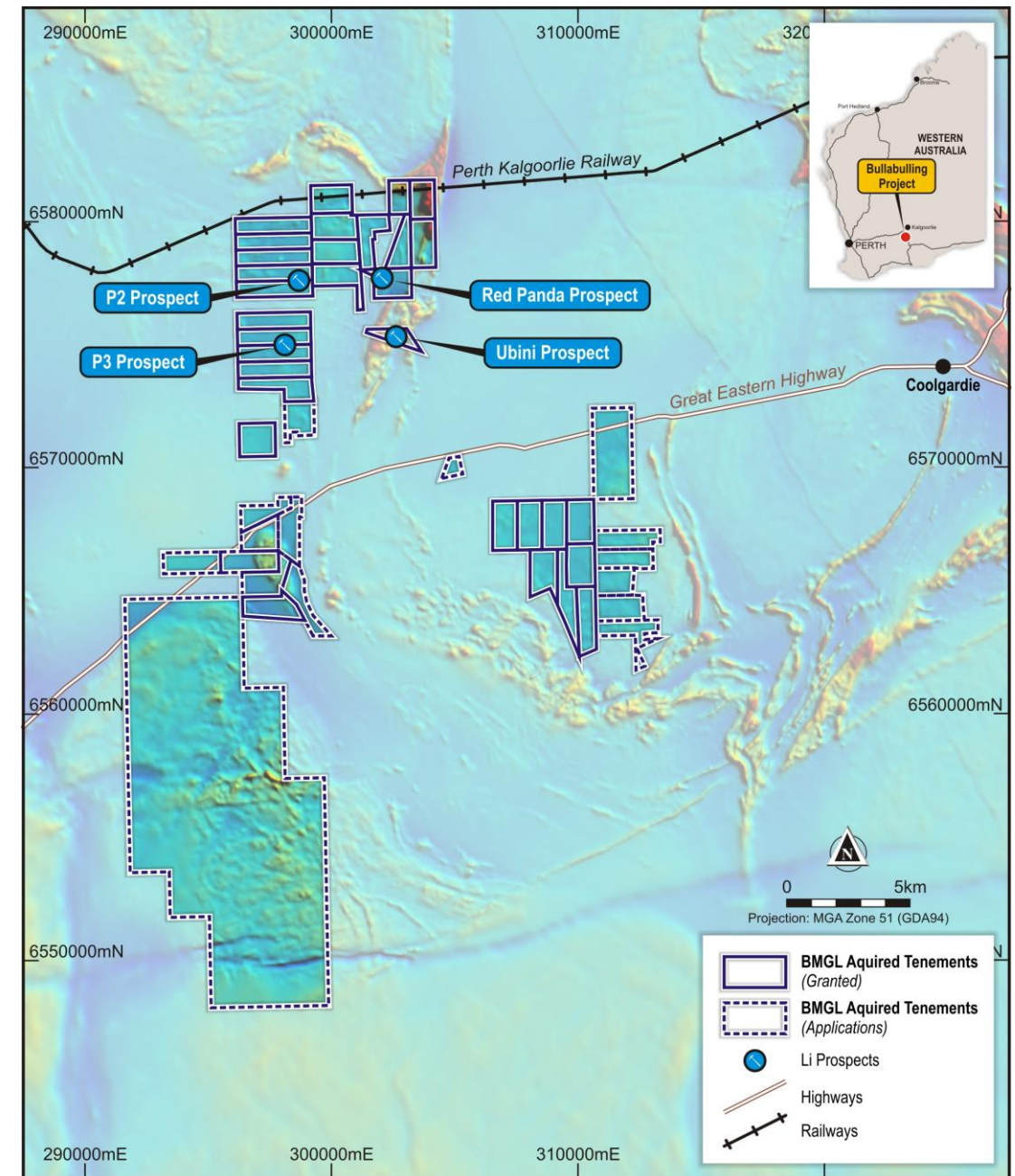




# Bullabulling Project

## Highly prospective lithium-gold opportunity in WA's eastern goldfields (under option)

- Historic rock chips exceeding 1% Li<sub>2</sub>O, up to 1.9% Li<sub>2</sub>O
- Primary Li target of +4km with strong, coherent, Rb anomalism – indicative of LCT pegmatites
  - Extends NNE from Red Panda prospect
- Other priority targets – P2, P3 and Ubini – with confirmed LCT pegmatites and Rb anomalism
- Historic regolith Au grades of +5g/t Au from RAB drilling
- RC drilling imminent, to test primary Li target



# Why invest?



## Three WA Gold Projects

Three 100% owned gold and lithium projects in exciting regions of Western Australia



## Advanced Exploration

Well-funded for exploration and development programs at Abercromby, Invincible and Bullabulling to expand WA gold and lithium footprint



## Delivering outstanding results with the drill bit

Three major drill programs at Abercromby deliver Maiden Resource with strong growth potential and a pipeline of regional targets



## Attractive EV

EV attractive relative to advanced exploration to date, providing strong valuation leverage to resource definition and further exploration success



ACN 107 118 678 | **ASX**BMG

# Thank you

**CONTACT:**

**More information:**

**Bruce McCracken**  
Managing Director  
+61 8 9424 9390  
[www.bmgl.com.au](http://www.bmgl.com.au)

**CONTACT:**

**For media and investor queries:**

**Gerard McArtney**  
Cannings Purple  
+61 487 934 880  
[gmcartney@canningspurple.com.au](mailto:gmcartney@canningspurple.com.au)

ersonal use only



# Appendix 1 - Maiden Resource Estimate, Capital Deposit

518koz @ 1.45g/t, with 0.4g/t cut-off to 200mbs and 1.25g/t cut-off below 200mbs

Classification	Type	Cut-Off	Tonnes	Au g/t	Ounces
<b>Inferred</b>	Open Pit	0.4	5,565,000	1.16	208,000
	Underground	1.25	1,401,000	3.24	146,000
<b>Total Inferred</b>			<b>6,966,000</b>	<b>1.58</b>	<b>353,000</b>
<b>Indicated</b>	Open Pit	0.4	3,858,000	1.18	146,000
	Underground	1.25	294,000	1.94	18,000
<b>Total Indicated</b>			<b>4,152,000</b>	<b>1.23</b>	<b>165,000</b>
<b>Total Indicated and Inferred</b>			<b>11,117,000</b>	<b>1.45</b>	<b>518,000</b>

## JORC 2012 Resource Classification

- 518koz resource estimate is a sub-set of the global resource estimate of 670koz
- Open pit area (notionally to 200mbs with 0.4g/t cut-off): 354koz @ 1.17g/t (c. 70% of resource)
- Underground (notionally 200mbs to 500mbs with 1.25g/t cut-off): 165koz @ 3.09g/t (c. 30% of resource)
- c.70% Inferred (353koz)/ c.30% Indicated (165koz)
- c.70% to 200mbs (354kozs) incl. Oxide/ Transitional zone/ Fresh

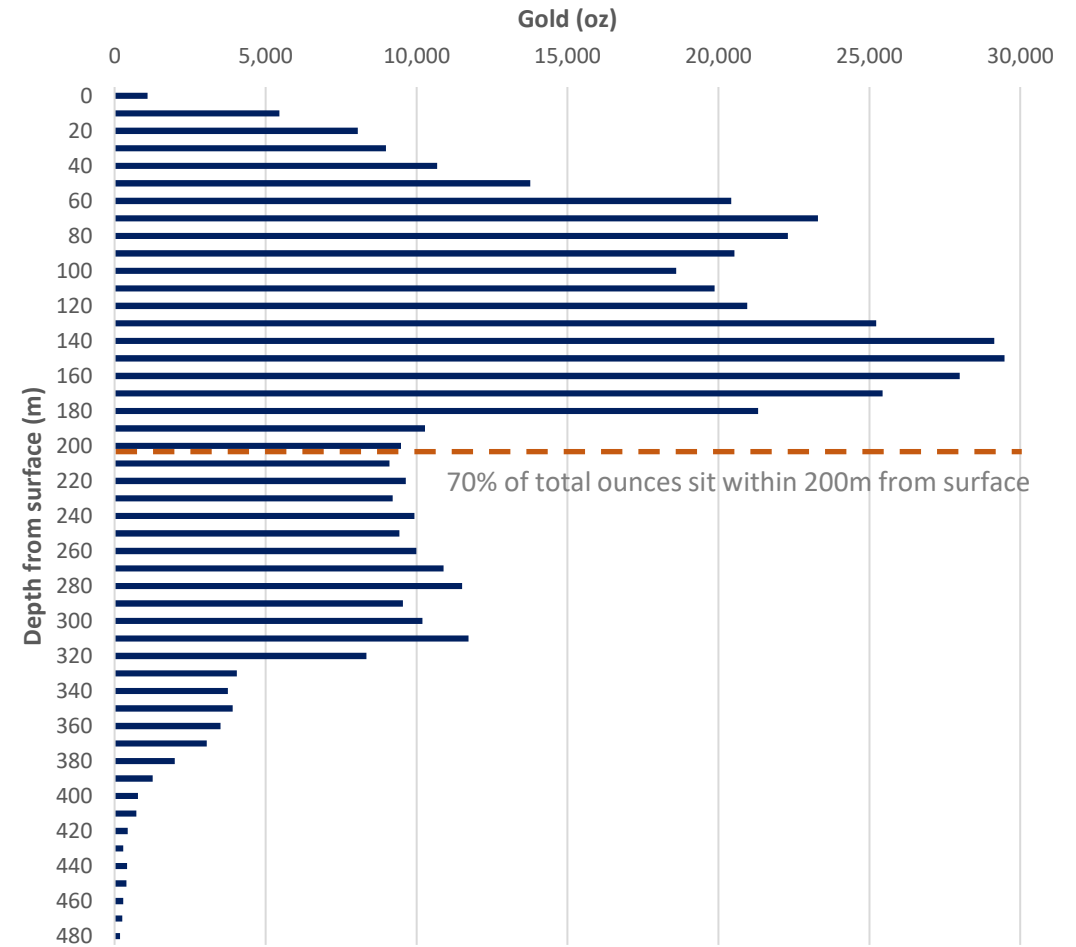
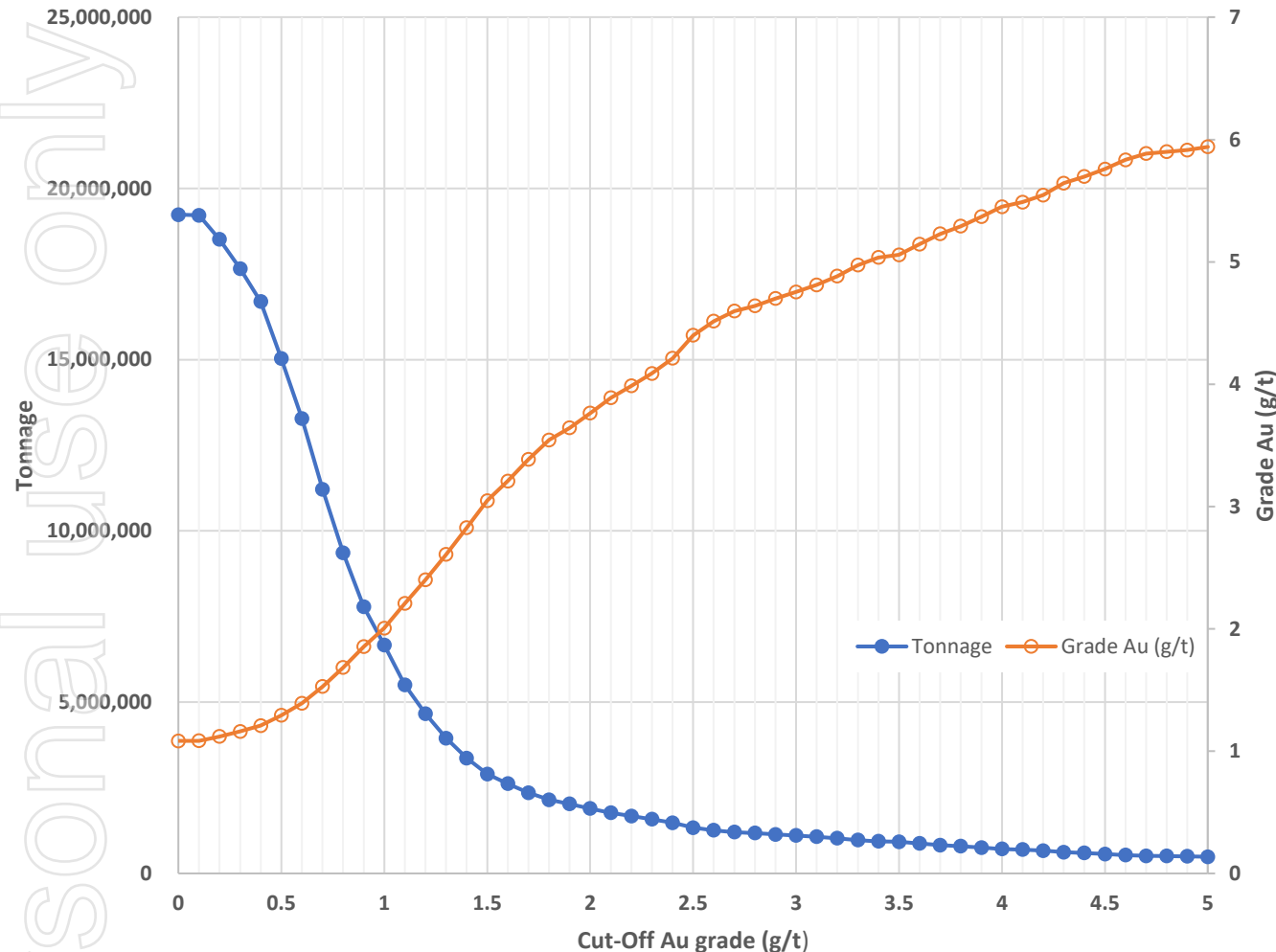


Chart: Total ounces per vertical metre (10m increments)

# Appendix 2- Maiden Resource Estimate, Capital Deposit

Grade/ Tonnage scenarios – Higher grade component of 430koz @ 2.01g/t, with 1.0g/t cut-off



Cutoff (g/t Au)	Tonnage (tonnes)	Metal (oz)	Grade (g/t Au)
0.0	19,233,000	670,000	1.08
0.1	19,217,000	670,000	1.08
0.2	18,513,000	666,000	1.12
0.3	17,659,000	659,000	1.16
0.4	16,699,000	648,000	1.21
0.5	15,038,000	625,000	1.29
0.6	13,279,000	594,000	1.39
0.7	11,216,000	551,000	1.53
0.8	9,363,000	507,000	1.68
0.9	7,787,000	464,000	1.85
1.0	6,667,000	430,000	2.01
1.1	5,506,000	391,000	2.21
1.2	4,657,000	360,000	2.40
1.3	3,949,000	331,000	2.61
1.4	3,367,000	306,000	2.83
1.5	2,902,000	284,000	3.05
1.6	2,621,000	270,000	3.21
1.7	2,354,000	256,000	3.38
1.8	2,148,000	245,000	3.54
1.9	2,029,000	238,000	3.64
2.0	1,895,000	229,000	3.76
2.1	1,766,000	221,000	3.89
2.2	1,673,000	214,000	3.99
2.3	1,581,000	208,000	4.09
2.4	1,476,000	200,000	4.21
2.5	1,335,000	189,000	4.40

Cutoff (g/t Au)	Tonnage (tonnes)	Metal (oz)	Grade (g/t Au)
2.6	1,257,000	182,000	4.51
2.7	1,203,000	178,000	4.60
2.8	1,176,000	175,000	4.64
2.9	1,138,000	172,000	4.70
3.0	1,104,000	169,000	4.75
3.1	1,068,000	165,000	4.81
3.2	1,024,000	161,000	4.88
3.3	971,000	155,000	4.97
3.4	935,000	151,000	5.04
3.5	922,000	150,000	5.06
3.6	872,000	144,000	5.14
3.7	825,000	139,000	5.23
3.8	792,000	135,000	5.29
3.9	752,000	130,000	5.37
4.0	712,000	125,000	5.45
4.1	693,000	122,000	5.49
4.2	665,000	119,000	5.55
4.3	618,000	112,000	5.64
4.4	594,000	109,000	5.70
4.5	567,000	105,000	5.76
4.6	533,000	100,000	5.83
4.7	511,000	97,000	5.89
4.8	505,000	96,000	5.90
4.9	498,000	95,000	5.91
5.0	485,000	93,000	5.94