



**HIGH-TECH METALS**  
LIMITED

27 April 2023

## HTM QUARTERLY ACTIVITIES REPORT

### FOR THE PERIOD ENDING 31 MARCH 2023

#### HIGHLIGHTS

Successful completion of the Company's Initial Public Offer (IPO) in January 2023 raising \$4,718,000 (before costs).

HTM acquired the Werner Lake Cobalt Project located in North-Western Ontario, within the Kenora Mining District from Global Energy Metals Corporation (70%) and Marquee Resources Limited (30%).

High-Tech Metals appointed experienced geologist Toby Hughes to the HTM Team with exploration work program planning underway, progression of arrangements for land access, drilling permits and contractor engagement.

Engagement with APEX Geoscience Ltd to provide HTM professional geological consulting, exploration management and Technical Reporting.

Ground magnetics and electromagnetics surveys to commence at the Werner Lake Cobalt Project in early May.

High priority electrical conductors and/or magnetic anomalies will be key focal points for a follow-up RC/Diamond Drilling Program at Werner Lake which is known to contain cobalt-copper sulphide lenses.

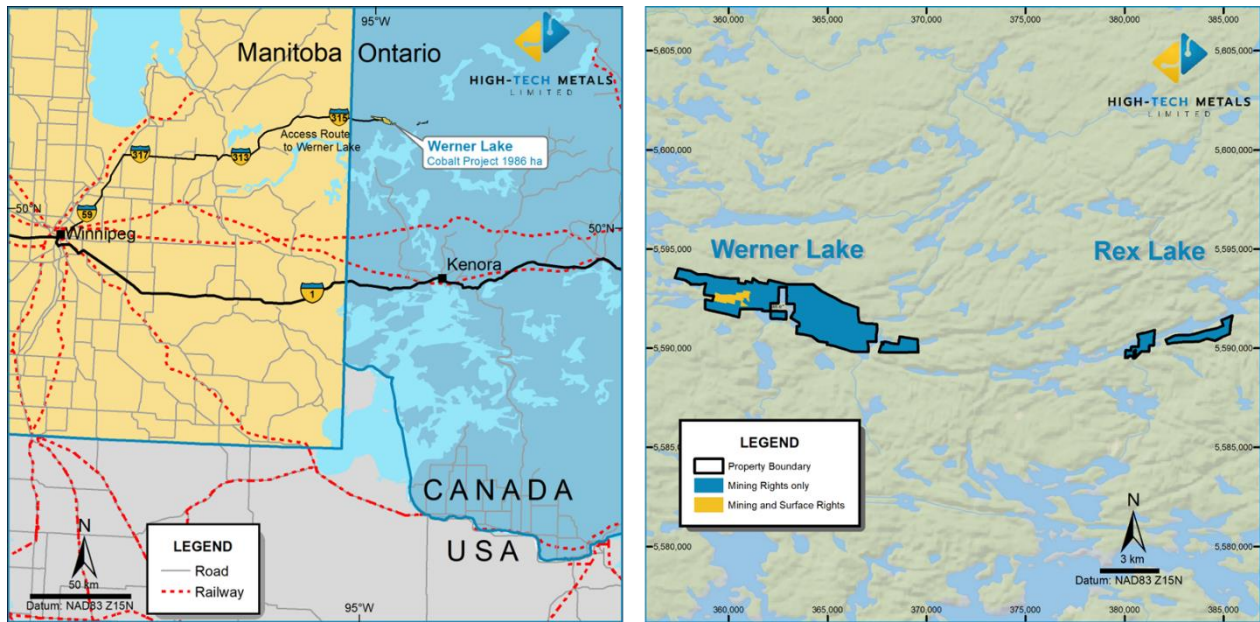
The Company has received several new project opportunities in the vicinity of Werner Lake and continues to conduct high-level internal assessments on projects that fit the Company's objective of becoming a battery metal focused Company.

---

#### HTM IPO

High-Tech Metals Limited (ASX: **HTM**) (**High-Tech**, or **the Company**), announced on the 23 January 2023 that it had commenced trading on the official list of the Australian Securities Exchange (**ASX**) following completion of its Initial Public Offering (**IPO**). The Company successfully raised \$4.718 million (before costs) through the issue of 23,590,000 shares at \$0.20 each and has completed the acquisition of the Werner Lake Cobalt Project (**Project**) located in North-Western Ontario, within the Kenora Mining District from Global Energy Metals Corporation (**GEMC**) (70%) and Marquee Resources Limited (**MQR**) (30%) (Please refer to Replacement Prospectus dated 31 October 2022).

For personal use only



**Figure 1 - Project location and key infrastructure access in Ontario**

High-Tech acquired the 100% ownership of Werner Lake through a \$50,000 cash payment to GMC and the issue of 3,250,000 fully paid ordinary shares in High-Tech shares (**Shares**) to the Vendors, with GMC receiving 2,500,000 Shares and Marquee receiving 750,000 Shares. Marquee Resources Limited has also received 300,000 Founding Shares at a minimal cost of \$0.0001 (\$30) bringing its total holding to 1,050,000 shares in HTM.

### HTM Geological Team

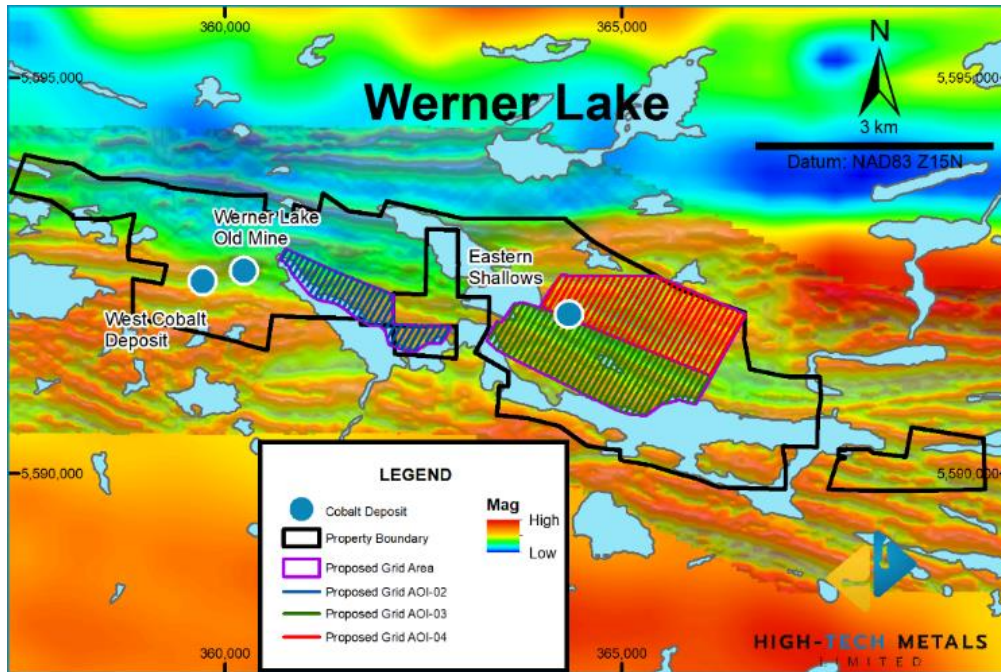
HTM announced on 16 February 2023, the appointment of highly experienced geologist, Toby Hughes, to manage the Canadian exploration work programs on its flagship Werner Lake Cobalt Project. Mr Hughes extensive experience and understanding of the Project area provides HTM with unique insights into new exploration opportunities and targets. In addition, HTM is pleased to announce the engagement of APEX Geoscience Ltd (**APEX**) of Edmonton, Alberta, as geological consultants to conduct a review of the Werner Lake Project and recommend the next stage of exploration for the project.

### HTM Geophysics Program

After quarter end, on 20 April 2023, HTM advised that it is soon to commence ground magnetic and electromagnetic geophysical surveys at its 100% owned Werner Lake Cobalt Project (Figure 1 – Project Location). The surveys will include ground magnetometer traverses coupled with a Very Low Frequency-Electromagnetic (**VLF-EM**) system. Field crews will also conduct surveys with the Loupe Electromagnetic (**EM**) system.

The orebodies and anomalous mineralisation established historically at, and proximal to, Werner Lake (both cobalt-copper and nickel-copper-chromium-platinum group element mineralisation styles) are known to possess strongly magnetic and electromagnetic characteristics and lie within or along strike of the proposed survey areas (Figure 2). Compelling geophysical targets will be further explored with soil & rock sampling, trenching and mapping leading to the establishment and refining of 2023 exploration drill targets.

For personal use only

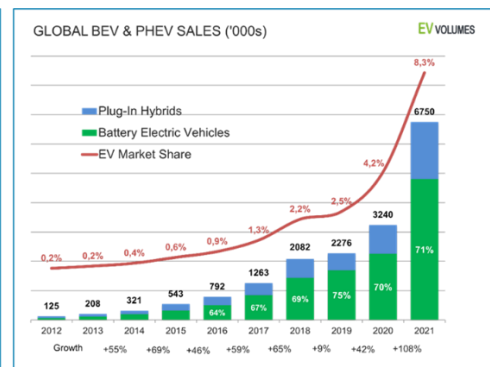



**Figure 2 - Project plan map showing locations of ground geophysical grids. The proposed survey areas cover highly prospective, along-strike extents of the known orebodies as depicted by the background airborne magnetics.**

APEX Geoscience Ltd has been engaged to conduct, process and interpret these surveys which will take approximately 2-3 weeks to complete; a total of ~60 km<sup>2</sup> will be covered with these surveys. The Company has received several new project opportunities in the vicinity of Werner Lake and continues to conduct high-level internal assessments on projects that fit the Company's objective of becoming a battery metal focused company.

### HTM Cobalt Battery Technology Exposure

Cobalt is an essential part of lithium-ion batteries that give electric vehicles the range and durability needed by consumers. It is a key element for boosting battery life and energy density because it keeps the cathode layered structure stable as lithium ions get inserted and extracted from the cathode during battery operation.



## HTM Corporate

The Company's consolidated cash at hand was \$3,793,576 as of 31 March 2023 with no debt. The majority of the expenditure was on Exploration and Evaluation (\$89,878), Staff costs (\$97,709), share issue costs (\$328,949) and Admin and Corporate costs (\$465,403). This information is presented in the Quarterly Cashflow Report (**Appendix 5B**).

## HTM ASX Additional Information

**ASX Listing Rule 5.3.1** – Mining exploration activities and investment activity expenditure during the quarter was \$89,378. Full details of the activity during the quarter are set out in this report.

**ASX Listing Rule 5.3.2** – Mining production and development activity expenditure for the quarter was Nil and there were no substantive mining exploration activities for the quarter.

**ASX Listing Rule 5.3.3** – Tenement Schedule – Refer to Appendix 1 for details of the Company's tenements as at 31 March 2023.

**ASX Listing Rule 5.3.4** – The Company provides the actual vs proposed Use of Funds as outlined in the Preplacement Prospectus.

Proposed Use of Funds	Proposed \$	Actual \$	Variance
Exploration Budget at the Project	1,988,747	89,378	Timing
Expenses of the Offer	626,360	626,360	Timing
Corporate and administration costs	470,000	176,866	Timing
Working capital	1,736,345	261,693	Timing
<b>Total</b>	<b>4,821,452</b>	<b>1,154,297</b>	

**ASX Listing Rule 5.4.5** – Payments to related parties of the Company during the quarter and outlined in the Appendix 5B include \$115,055 for Salaries, Director Fees and Consulting Fees paid to Directors. The amount of \$115,055 is primarily made up of Director Fees accrued prior to the HTM listing.

## AUTHORISED FOR RELEASE ON THE ASX BY THE COMPANY'S BOARD OF DIRECTORS

For further information:

**Sonu Cheema**

Executive Director

[sonu@hightechmetals.com.au](mailto:sonu@hightechmetals.com.au)

+61 08 9388 0051

For further information:

**Charles Thomas**

Non-executive Chairman

[info@hightechmetals.com.au](mailto:info@hightechmetals.com.au)

+61 08 9388 0051

## About Hight-Tech Metals Limited

High-Tech Metals Limited (ASX:HTM) is an ASX-listed company focused on the exploration and development of its flagship, 100 per cent owned Werner Lake Cobalt Project (the Project) located in north-western Ontario, within the Kenora Mining District, approximately 85 km north-northwest of Kenora, Ontario and approximately 170 km east-northeast of Winnipeg, Manitoba. The Project was acquired from Global Energy Metals Corporation (70%) and Marquee Resources Limited (30%).

The two largest cobalt deposits defined in Canada to date are the Werner Lake Minesite Deposit and the West Cobalt Deposit. The area has seen extensive exploration and development work since the original discovery of cobalt in 1921. The Werner Lake Cobalt Mine produced cobalt ore in the 1930s and 1940s from the "Old Mine Site" deposit area and with the discovery of the main ore area at the West Cobalt Deposit, was taken to production decision in the late 1990s. At the time, infrastructure was put in place, including four season road, mill buildings, and tailings settling area. Decline ramp, drifts and raises of over 258 metres were



driven into the heart of the deposit. Mineralisation remains open at depth and along strike with the potential for undiscovered high grade zones. Metallurgical studies have shown that excellent cobalt recoveries can be yielded from a standard flotation mill process followed by a low-pressure oxidative hydrometallurgical leach (net recovery 88%), to produce a cobalt carbonate end product.

### **Competent Persons Statement**

The information in this report which relates to Exploration Results is based on information compiled by Mr. Toby Hughes, P.Geol. who is a member in good standing of the Association of Professional Geoscientists of Ontario (Membership #1318). Mr Hughes is a consultant to HTM and has sufficient experience relevant to the style of mineralisation and type of deposit under consideration and to the activity he is undertaking to qualify as a Competent Person as defined in the 2012 Edition of the "Australian Code of Reporting of Exploration Results, Mineral Resources and ore Reserves". Mr. Hughes consents to the inclusion in this report of the matters based on the information in the form and context in which it appears.

### **Forward-Looking Statements**

This document includes forward-looking statements. Forward-looking statements include, but are not limited to, statements concerning High-Tech Metals Limited's planned exploration programs, corporate activities, and any, and all, statements that are not historical facts. When used in this document, words such as "could," "plan," "estimate," "expect," "intend," "may", "potential," "should" and similar expressions are forward-looking statements. High-Tech Metals Limited believes that it has a reasonable basis for its forward-looking statements; however, forward-looking statements involve risks and uncertainties, and no assurance can be given that actual future results will be consistent with these forward-looking statements. All figures presented in this document are unaudited and this document does not contain any forecasts of profitability or loss.

**Appendix 1 – Tenement Register**  
**Part 1 – Mining Patents**

\*The process of transferring the Mining Patents, Mining Leases and Mining Licenses of Occupation from Global Energy Metals Corporation to High-Tech Metals Limited is currently underway. However, please be advised that the transfer is subject to the formal process of transfer by the Ministry of Natural Resources and Forestry and reflects the going work involved in the jurisdiction.

Claim No.	PIN	Rights	Registered Owner*
KRL 9381	42180-1491	Surface and mining rights	Global Energy Metals Corporation
KRL 9382	42180-1492	Surface and mining rights	Global Energy Metals Corporation
KRL 9383	42180-1493	Surface and mining rights	Global Energy Metals Corporation
KRL 9385	42180-1476	Surface and mining rights	Global Energy Metals Corporation
KRL 9386	42180-1477	Surface and mining rights	Global Energy Metals Corporation
KRL 9387	42180-1494	Surface and mining rights	Global Energy Metals Corporation
KRL 19096	42180-1823	Mining rights only	Global Energy Metals Corporation
KRL 19097	42180-1823	Mining rights only	Global Energy Metals Corporation
KRL 19107	42180-1828	Mining rights only	Global Energy Metals Corporation
KRL 19108	42180-1828	Mining rights only	Global Energy Metals Corporation
KRL 19109	42180-1829	Mining rights only	Global Energy Metals Corporation
KRL 19110	42180-1829	Mining rights only	Global Energy Metals Corporation
KRL 19111	42180-1811	Mining rights only	Global Energy Metals Corporation
KRL 19112	42180-1810	Mining rights only	Global Energy Metals Corporation
KRL 29054	42180-1495	Mining rights only	Global Energy Metals Corporation
KRL 29055	42180-1495	Mining rights only	Global Energy Metals Corporation
KRL 29058	42180-1960	Mining rights only	Global Energy Metals Corporation
KRL 29059	42180-1845	Mining rights only	Global Energy Metals Corporation
KRL 29060	42180-1845	Mining rights only	Global Energy Metals Corporation
KRL 29061	42180-1837	Mining rights only	Global Energy Metals Corporation
KRL 29062	42180-1836	Mining rights only	Global Energy Metals Corporation
KRL 29063	42180-1844	Mining rights only	Global Energy Metals Corporation
KRL 29064	42180-1844	Mining rights only	Global Energy Metals Corporation
KRL 29065	42180-1835	Mining rights only	Global Energy Metals Corporation
KRL 29066	42180-1834	Mining rights only	Global Energy Metals Corporation
KRL 29067	42180-1844	Mining rights only	Global Energy Metals Corporation
KRL 29068	42180-1843	Mining rights only	Global Energy Metals Corporation
KRL 29069	42180-1842	Mining rights only	Global Energy Metals Corporation
KRL 29070	42180-1841	Mining rights only	Global Energy Metals Corporation
KRL 29071	42180-1840	Mining rights only	Global Energy Metals Corporation
KRL 29072	42180-1839	Mining rights only	Global Energy Metals Corporation
KRL 29073	42180-1839	Mining rights only	Global Energy Metals Corporation
KRL 29074	42180-1839	Mining rights only	Global Energy Metals Corporation
KRL 29075	42180-1838	Mining rights only	Global Energy Metals Corporation
KRL 29076	42180-1838	Mining rights only	Global Energy Metals Corporation
KRL 30055	42180-1824	Mining rights only	Global Energy Metals Corporation
KRL 30056	42180-1825	Mining rights only	Global Energy Metals Corporation
KRL 30057	42180-1826	Mining rights only	Global Energy Metals Corporation
KRL 30058	42180-1827	Mining rights only	Global Energy Metals Corporation
KRL 31823	42180-1801	Mining rights only	Global Energy Metals Corporation
KRL 31825	42180-1498	Mining rights only	Global Energy Metals Corporation
KRL 31826	42180-1497	Mining rights only	Global Energy Metals Corporation
KRL 31827	42180-1496	Mining rights only	Global Energy Metals Corporation
KRL 31828	42180-1818	Mining rights only	Global Energy Metals Corporation
KRL 31829	42180-1819	Mining rights only	Global Energy Metals Corporation
KRL 33170	42180-1469	Mining rights only	Global Energy Metals Corporation
KRL 33171	42180-1468	Mining rights only	Global Energy Metals Corporation

Claim No.	PIN	Rights	Registered Owner*
KRL 33172	42180-1467	Mining rights only	Global Energy Metals Corporation
KRL 33173	42180-1466	Mining rights only	Global Energy Metals Corporation
KRL 33174	42180-1465	Mining rights only	Global Energy Metals Corporation
KRL 33175	42180-1464	Mining rights only	Global Energy Metals Corporation
KRL 33176	42180-1463	Mining rights only	Global Energy Metals Corporation
KRL 33177	42180-1462	Mining rights only	Global Energy Metals Corporation
KRL 33178	42180-1461	Mining rights only	Global Energy Metals Corporation
KRL 33179	42180-1456	Mining rights only	Global Energy Metals Corporation
KRL 33180	42180-1455	Mining rights only	Global Energy Metals Corporation
KRL 33181	42180-1475	Mining rights only	Global Energy Metals Corporation
KRL 33182	42180-1474	Mining rights only	Global Energy Metals Corporation
KRL 33183	42180-1473	Mining rights only	Global Energy Metals Corporation
KRL 33184	42180-1452	Mining rights only	Global Energy Metals Corporation
KRL 33185	42180-1453	Mining rights only	Global Energy Metals Corporation
KRL 33186	42180-1454	Mining rights only	Global Energy Metals Corporation
KRL 33187	42180-1809	Mining rights only	Global Energy Metals Corporation
KRL 33188	42180-1490	Mining rights only	Global Energy Metals Corporation
KRL 33189	42180-1489	Mining rights only	Global Energy Metals Corporation
KRL 33190	42180-1808	Mining rights only	Global Energy Metals Corporation
KRL 33191	42180-1807	Mining rights only	Global Energy Metals Corporation
KRL 33192	42180-1488	Mining rights only	Global Energy Metals Corporation
KRL 33193	42180-1487	Mining rights only	Global Energy Metals Corporation
KRL 33194	42180-1806	Mining rights only	Global Energy Metals Corporation
KRL 33195	42180-1486	Mining rights only	Global Energy Metals Corporation
KRL 33196	42180-1460	Mining rights only	Global Energy Metals Corporation
KRL 33198	42180-1481	Mining rights only	Global Energy Metals Corporation
KRL 33199	42180-1459	Mining rights only	Global Energy Metals Corporation
KRL 33200	42180-1480	Mining rights only	Global Energy Metals Corporation
KRL 33201	42180-1479	Mining rights only	Global Energy Metals Corporation
KRL 33202	42180-1458	Mining rights only	Global Energy Metals Corporation
KRL 33203	42180-1457	Mining rights only	Global Energy Metals Corporation
KRL 33204	42180-1478	Mining rights only	Global Energy Metals Corporation
KRL 33205	42180-1805	Mining rights only	Global Energy Metals Corporation
KRL 33206	42180-1804	Mining rights only	Global Energy Metals Corporation
KRL 33207	42180-1485	Mining rights only	Global Energy Metals Corporation
KRL 33208	42180-1803	Mining rights only	Global Energy Metals Corporation
KRL 33209	42180-1484	Mining rights only	Global Energy Metals Corporation
KRL 33210	42180-1802	Mining rights only	Global Energy Metals Corporation
KRL 33211	42180-1483	Mining rights only	Global Energy Metals Corporation
KRL 33212	42180-1482	Mining rights only	Global Energy Metals Corporation
KRL 33270	42180-1472	Mining rights only	Global Energy Metals Corporation
KRL 33271	42180-1471	Mining rights only	Global Energy Metals Corporation
KRL 33280	42180-1451	Mining rights only	Global Energy Metals Corporation
KRL 33281	42180-1450	Mining rights only	Global Energy Metals Corporation
KRL 33282	42180-1449	Mining rights only	Global Energy Metals Corporation
KRL 33283	42180-1448	Mining rights only	Global Energy Metals Corporation
KRL 33284	42180-2217	Mining rights only	Global Energy Metals Corporation
KRL 33328	42180-1852	Mining rights only	Global Energy Metals Corporation
KRL 33329	42180-1851	Mining rights only	Global Energy Metals Corporation
KRL 33330	42180-1850	Mining rights only	Global Energy Metals Corporation
KRL 33331	42180-1849	Mining rights only	Global Energy Metals Corporation
KRL 33332	42180-1848	Mining rights only	Global Energy Metals Corporation
KRL 33333	42180-1847	Mining rights only	Global Energy Metals Corporation
KRL 33342	42180-1435	Mining rights only	Global Energy Metals Corporation
KRL 33343	42180-1434	Mining rights only	Global Energy Metals Corporation

Claim No.	PIN	Rights	Registered Owner*
KRL 33344	42180-1433	Mining rights only	Global Energy Metals Corporation
KRL 33345	42180-1432	Mining rights only	Global Energy Metals Corporation
KRL 33381	42180-1436	Mining rights only	Global Energy Metals Corporation
KRL 33382	42180-1437	Mining rights only	Global Energy Metals Corporation
KRL 33416	42180-1817	Mining rights only	Global Energy Metals Corporation
KRL 33419	42180-1816	Mining rights only	Global Energy Metals Corporation
KRL 33420	42180-1815	Mining rights only	Global Energy Metals Corporation
KRL 33421	42180-1814	Mining rights only	Global Energy Metals Corporation
KRL 33422	42180-1813	Mining rights only	Global Energy Metals Corporation
KRL 33423	42180-1812	Mining rights only	Global Energy Metals Corporation
KRL 36272	42180-1833	Mining rights only	Global Energy Metals Corporation
KRL 36280	42180-1438	Mining rights only	Global Energy Metals Corporation
KRL 36281	42180-1439	Mining rights only	Global Energy Metals Corporation
KRL 36282	42180-1440	Mining rights only	Global Energy Metals Corporation
KRL 36283	42180-1441	Mining rights only	Global Energy Metals Corporation
KRL 36284	42180-1442	Mining rights only	Global Energy Metals Corporation
KRL 36285	42180-1443	Mining rights only	Global Energy Metals Corporation
KRL 36286	42180-1444	Mining rights only	Global Energy Metals Corporation
KRL 36287	42180-1445	Mining rights only	Global Energy Metals Corporation
KRL 36288	42180-1446	Mining rights only	Global Energy Metals Corporation

#### **Part II – Mining Leases**

Claim No.	PIN	Rights	Registered Owner*
K31373	42180-1831	All Mining rights only	Global Energy Metals Corporation
K31374	42180-1832	Part Mining rights only	Global Energy Metals Corporation

#### **Part III – Mining Licenses of Occupation**

Claim No.	Owner	Rights	Size (ha)	Status
10661	Commerce Capital Inc.	Mining rights only	7.365	Active
12128	Commerce Capital Inc.	Mining rights only	63.054	Active
12246	Commerce Capital Inc.	Mining rights only	56.292	Active
12247	Commerce Capital Inc.	Mining rights only	68.076	Active
12501	Commerce Capital Inc.	Mining rights only	52.103	Active
13150	Commerce Capital Inc.	Mining rights only	60.974	Active
13151	Commerce Capital Inc.	Mining rights only	7.891	Active
13261	Commerce Capital Inc.	Mining rights only	83.798	Active
13283	Commerce Capital Inc.	Mining rights only	25.617	Active
13284	Commerce Capital Inc.	Mining rights only	1.998	Active
13292	Commerce Capital Inc.	Mining rights only	13.197	Active



## Appendix 5B

### Mining exploration entity or oil and gas exploration entity quarterly cash flow report

**Name of entity**
**High-Tech Metals Limited**
**ABN**
**68 657 249 995**
**Quarter ended ("current quarter")**
**31 March 2023**

<b>Consolidated statement of cash flows</b>	<b>Current quarter \$A'000</b>	<b>Year to date (9 months) \$A'000</b>
<b>1. Cash flows from operating activities</b>		
1.1 Receipts from customers	-	-
1.2 Payments for		
(a) exploration & evaluation	(90)	(101)
(b) development	-	-
(c) production	-	-
(d) staff costs	(98)	(98)
(e) administration and corporate costs	(465)	(582)
1.3 Dividends received (see note 3)	-	-
1.4 Interest received	6	6
1.5 Interest and other costs of finance paid	-	-
1.6 Income taxes paid	-	-
1.7 Government grants and tax incentives	-	-
1.8 Other (provide details if material)	-	-
<b>1.9 Net cash from / (used in) operating activities</b>	<b>(647)</b>	<b>(775)</b>

<b>2. Cash flows from investing activities</b>		
2.1 Payments to acquire or for:		
(a) entities	-	-
(b) tenements	-	(50)
(c) property, plant and equipment	-	-
(d) exploration & evaluation	-	-
(e) investments	-	-
(f) other non-current assets	-	-

For personal use only

## Mining exploration entity or oil and gas exploration entity quarterly cash flow report

Consolidated statement of cash flows		Current quarter \$A'000	Year to date (9 months) \$A'000
2.2	Proceeds from the disposal of:	-	-
	(a) entities	-	-
	(b) tenements	-	-
	(c) property, plant and equipment	-	-
	(d) investments	-	-
	(e) other non-current assets	-	-
2.3	Cash flows from loans to other entities	-	-
2.4	Dividends received (see note 3)	-	-
2.5	Other (provide details if material)	-	-
<b>2.6</b>	<b>Net cash from / (used in) investing activities</b>	-	<b>(50)</b>
<b>3.</b>	<b>Cash flows from financing activities</b>		
3.1	Proceeds from issues of equity securities (excluding convertible debt securities)	2,356	4,844
3.2	Proceeds from issue of convertible debt securities	-	-
3.3	Proceeds from exercise of options	-	-
3.4	Transaction costs related to issues of equity securities or convertible debt securities	(329)	(329)
3.5	Proceeds from borrowings	-	-
3.6	Repayment of borrowings	-	-
3.7	Transaction costs related to loans and borrowings	-	-
3.8	Dividends paid	-	-
3.9	Other (provide details if material)	-	-
<b>3.10</b>	<b>Net cash from / (used in) financing activities</b>	<b>2,027</b>	<b>4,515</b>
<b>4.</b>	<b>Net increase / (decrease) in cash and cash equivalents for the period</b>		
4.1	Cash and cash equivalents at beginning of period	2,413	103
4.2	Net cash from / (used in) operating activities (item 1.9 above)	(647)	(775)
4.3	Net cash from / (used in) investing activities (item 2.6 above)	-	(50)
4.4	Net cash from / (used in) financing activities (item 3.10 above)	2,027	4,515

## Mining exploration entity or oil and gas exploration entity quarterly cash flow report

Consolidated statement of cash flows		Current quarter \$A'000	Year to date (9 months) \$A'000
4.5	Effect of movement in exchange rates on cash held	-	-
4.6	<b>Cash and cash equivalents at end of period</b>	<b>3,793</b>	<b>3,793</b>

5.	Reconciliation of cash and cash equivalents at the end of the quarter (as shown in the consolidated statement of cash flows) to the related items in the accounts	Current quarter \$A'000	Previous quarter \$A'000
5.1	Bank balances	3,793	103
5.2	Call deposits	-	-
5.3	Bank overdrafts	-	-
5.4	Other (provide details)	-	-
5.5	<b>Cash and cash equivalents at end of quarter (should equal item 4.6 above)</b>	<b>3,793</b>	<b>103</b>

6.	Payments to related parties of the entity and their associates	Current quarter \$A'000
6.1	Aggregate amount of payments to related parties and their associates included in item 1	(115)
6.2	Aggregate amount of payments to related parties and their associates included in item 2	-

*Note: if any amounts are shown in items 6.1 or 6.2, your quarterly activity report must include a description of, and an explanation for, such payments.*

7.	Financing facilities <i>Note: the term "facility" includes all forms of financing arrangements available to the entity. Add notes as necessary for an understanding of the sources of finance available to the entity.</i>	Total facility amount at quarter end \$A'000	Amount drawn at quarter end \$A'000
7.1	Loan facilities	-	-
7.2	Credit standby arrangements	-	-
7.3	Other (please specify)	-	-
7.4	<b>Total financing facilities</b>	<b>-</b>	<b>-</b>
7.5	<b>Unused financing facilities available at quarter end</b>		<b>-</b>
7.6	Include in the box below a description of each facility above, including the lender, interest rate, maturity date and whether it is secured or unsecured. If any additional financing facilities have been entered into or are proposed to be entered into after quarter end, include a note providing details of those facilities as well.		
	N/A		

## Mining exploration entity or oil and gas exploration entity quarterly cash flow report

<b>8. Estimated cash available for future operating activities</b>	<b>\$A'000</b>
8.1 Net cash from / (used in) operating activities (item 1.9)	(647)
8.2 (Payments for exploration & evaluation classified as investing activities) (item 2.1(d))	-
8.3 Total relevant outgoings (item 8.1 + item 8.2)	(647)
8.4 Cash and cash equivalents at quarter end (item 4.6)	3,793
8.5 Unused finance facilities available at quarter end (item 7.5)	-
8.6 Total available funding (item 8.4 + item 8.5)	3,793
8.7 <b>Estimated quarters of funding available (item 8.6 divided by item 8.3)</b>	5.86
<i>Note: if the entity has reported positive relevant outgoings (ie a net cash inflow) in item 8.3, answer item 8.7 as "N/A". Otherwise, a figure for the estimated quarters of funding available must be included in item 8.7.</i>	
8.8 If item 8.7 is less than 2 quarters, please provide answers to the following questions:	
8.8.1 Does the entity expect that it will continue to have the current level of net operating cash flows for the time being and, if not, why not?	
Answer: N/A	
8.8.2 Has the entity taken any steps, or does it propose to take any steps, to raise further cash to fund its operations and, if so, what are those steps and how likely does it believe that they will be successful?	
Answer: N/A	
8.8.3 Does the entity expect to be able to continue its operations and to meet its business objectives and, if so, on what basis?	
Answer: N/A	
<i>Note: where item 8.7 is less than 2 quarters, all of questions 8.8.1, 8.8.2 and 8.8.3 above must be answered.</i>	

**Compliance statement**

- This statement has been prepared in accordance with accounting standards and policies which comply with Listing Rule 19.11A.
- This statement gives a true and fair view of the matters disclosed.

Date: .....27/04/2023.....

Authorised by: The Board of Directors, High-Tech Metals Limited  
(Name of body or officer authorising release – see note 4)

**Notes**

- This quarterly cash flow report and the accompanying activity report provide a basis for informing the market about the entity's activities for the past quarter, how they have been financed and the effect this has had on its cash position. An entity that wishes to disclose additional information over and above the minimum required under the Listing Rules is encouraged to do so.
- If this quarterly cash flow report has been prepared in accordance with Australian Accounting Standards, the definitions in, and provisions of, AASB 6: *Exploration for and Evaluation of Mineral Resources* and AASB 107: *Statement of Cash Flows* apply to this report. If this quarterly cash flow report has been prepared in accordance with other accounting standards agreed by ASX pursuant to Listing Rule 19.11A, the corresponding equivalent standards apply to this report.



**Mining exploration entity or oil and gas exploration entity quarterly cash flow report**

---

3. Dividends received may be classified either as cash flows from operating activities or cash flows from investing activities, depending on the accounting policy of the entity.
4. If this report has been authorised for release to the market by your board of directors, you can insert here: "By the board". If it has been authorised for release to the market by a committee of your board of directors, you can insert here: "By the [name of board committee – eg Audit and Risk Committee]". If it has been authorised for release to the market by a disclosure committee, you can insert here: "By the Disclosure Committee".
5. If this report has been authorised for release to the market by your board of directors and you wish to hold yourself out as complying with recommendation 4.2 of the ASX Corporate Governance Council's *Corporate Governance Principles and Recommendations*, the board should have received a declaration from its CEO and CFO that, in their opinion, the financial records of the entity have been properly maintained, that this report complies with the appropriate accounting standards and gives a true and fair view of the cash flows of the entity, and that their opinion has been formed on the basis of a sound system of risk management and internal control which is operating effectively.