



INVESTOR PRESENTATION

1-2-1 TECH METALS

OCTOBER 2022

BUILDING AN AUSTRALIAN
COPPER COMPANY

www.cypriummetals.com

For personal use only



IMPORTANT NOTICES AND DISCLAIMER



IMPORTANT: You must read the following before continuing.

This investor presentation (“Presentation”) has been prepared by Cyprium Metals Limited (ABN 48 002 678 640) (“Cyprium” or “Company”).

Summary information

By reviewing or retaining these materials, or attending or participating in this Presentation, you acknowledge and represent that you have read, understood and accepted the terms of this “Important Notices and Disclaimer”. This Presentation contains summary information about Cyprium, and its activities current only at the date of this Presentation. This Presentation is for information purposes only. The information in the Presentation is of a general nature only and does not purport to be complete. This Presentation should be read in conjunction with Cyprium’s most recent financial report and other periodic and continuous disclosure announcements lodged with the Australian Securities Exchange (“ASX”) which are available at www.asx.com.au and also available on Cyprium’s website at www.cypriummetals.com. Certain information in this Presentation has been sourced from Metals X Limited, the former owner of Paterson and their representatives or associates. While steps have been taken to review that information, no representation or warranty, expressed or implied, is made as to its fairness, correctness, completeness or accuracy. Certain information in this Presentation may have been obtained from research, surveys or studies conducted by third parties, including industry or general publications. Neither Cyprium nor its representatives have independently verified any such information sourced from third parties or industry or general publications.

Not an offer

This Presentation is for information purposes and is not, and does not purport to be, a prospectus, product disclosure statement or any other offering document under Australian law or the law of any other jurisdiction (and will not be lodged with the Australian Securities and Investments Commission (“ASIC”) or any foreign regulator). The information does not and will not constitute or form part of an offer, invitation, solicitation or recommendation in relation to the subscription, purchase or sale of securities in any jurisdiction and neither this Presentation nor anything in it shall form any part of any contract for the acquisition of Cyprium shares. The distribution of this Presentation in jurisdictions outside Australia may be restricted by law and you should observe any such restrictions.

Not investment or financial product advice

This Presentation does not constitute financial product, investment, legal, taxation, accounting or other advice and is not intended to be used or relied upon as the basis for making an investment decision. This Presentation is not a recommendation by Cyprium or its advisers to acquire Cyprium shares or New Shares. This Presentation has been prepared without taking into account the objectives, financial situation or needs of individuals.

Before making an investment decision, prospective investors should consider the appropriateness of the information having regard to their own objectives, financial situation and needs and seek financial, legal and taxation advice appropriate to their jurisdiction. Cyprium is not licensed to provide financial product advice in respect of Cyprium shares.

Effect of rounding

A number of figures, amounts, percentages, estimates, calculations of value and fractions in this Presentation are subject to the effect of rounding. Accordingly, the actual calculation of these figures may differ from the figures set out in this Presentation.

Past performance

Past performance information, including past share price performance of Cyprium and pro forma financial information, given in this Presentation is given for illustrative purposes only and should not be relied upon as (and is not) an indication of Cyprium’s (or anyone else’s) views on Cyprium’s future financial performance or condition. Past performance of Cyprium cannot be relied upon as an indicator of (and provides no guidance as to) the future performance of Cyprium. Nothing contained in this Presentation nor any information made available to you is, or shall be relied upon as a promise, representation, warranty or guarantee, whether as to the past, present or future.

Future performance

This Presentation contains certain “forward-looking statements” and comments about future events, including statements regarding Cyprium’s intent, belief or current expectations with respect to the Company’s business and operations, market conditions, results of operations and financial condition, and risk management practices. The words “likely”, “expect”, “aim”, “should”, “could”, “may”, “anticipate”, “predict”, “believe”, “plan”, “estimate”, “will”, “believe”, “target” and other similar expressions are intended to identify forward-looking statements. Indications of, and guidance outlook on, future earnings or financial position or performance are also forward-looking statements and include statements in this Presentation regarding the conduct and the future performance of Cyprium.

Forward-looking statements are provided as a general guide only and should not be relied upon as an indication or guarantee of future performance. Actual results, performance or achievements may differ materially from those expressed or implied in such statements and any projections and assumption on which these statements are based. These statements may assume the success of Cyprium’s business strategies. The success of any of those strategies will be realised in the period for which the forward-looking statement may have been prepared or otherwise. Recipients of this Presentation are cautioned not to place undue reliance on forward-looking statements, particularly in light of the current economic climate and the significant volatility, uncertainty and disruption caused by the COVID-19 pandemic, and except as required by law or regulation, none of Cyprium, its representatives or advisers assumes any obligation to update these forward-looking statements. No representation or warranty, express or implied, is made as to the accuracy, likelihood of achievement or reasonableness of any forecasts, prospects, returns or statements in relation to future matters contained in this Presentation. The forward-looking statements are based on information available to Cyprium as at the date of this Presentation. Except as required by law or regulation (including the ASX Listing Rules), none of Cyprium, its representatives or advisers undertakes any obligation to provide any additional or updated information whether as a result of a change in expectations or assumptions, new information, future events or results or otherwise. Indications of, and guidance or outlook on, future earnings or financial position or performance are also forward-looking statements.

CAUTIONARY STATEMENT



IMPORTANT: You must read the following before continuing.
This investor presentation (“Presentation”) has been prepared by Cyprium Metals Limited (ABN 48 002 678 640) (“Cyprium” or “Company”).

- The Restart Study as referred to in this ASX announcement is intended to be used for the process of financing the construction of the Nifty Copper Project by outlining the technical, commercial and profit potential aspects of the Project. The technical and economic study has a number of sections of study that have accuracy ranges from $\pm 5\%$ to $\pm 20\%$ depending on the materiality of the section. The overall accuracy of the Study is judged to be in the order of $\pm 10\%$ which would enable the estimate of ore reserves. Notwithstanding that the information contained in this release is accurate in presenting the investment case determined from the Study it remains a summary and it is not possible to release to the market all the background data and studies undertaken to compile it. Further there is information omitted from this summary (and from the background data) that directly relates to Cyprium’s intellectual property in the project.
- The project NPV and favourable economic outcome considers and includes re-treatment of and copper production from the historical heap leach material, however the 2012 JORC Code is unable to be applied to accommodate the existing historical heap leach material in terms of Mineral Resource classification. The tonnes and grade of the material is based on historical production reconciliation as a heap leach quantity ought to be, that is a stockpile of material less the physical metal extracted thereof.
- The open pit ore mined has been calculated and considered as applicable to be quoted as an open pit reserve including only measured and indicated resources used in the determination of the quantity and grade but under JORC 2012 are unable to quote as such as the economics are linked to the treatment of heap leach material which is outside a JORC classification as described in the point above.
- The directors of the Company consider this to be a fair and balanced summary of the study undertaken. However, given the uncertainties involved in any study of this type, and the assumptions made, investors should not make any investment decisions based solely on the results of the Restart Study and/or the summary contained herein.

WHO IS CYPRIUM METALS?

AUSTRALIAN COPPER DEVELOPER



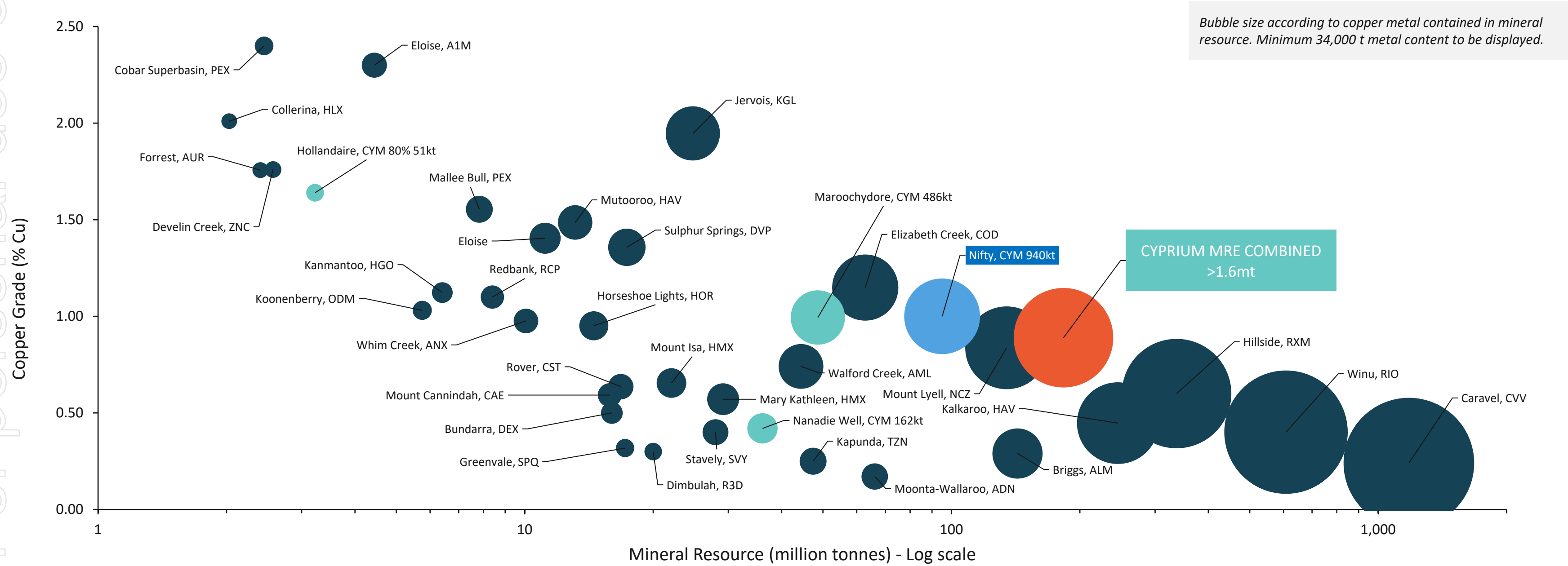
- Cyprium Metals formed in June 2019 with the strategy of developing copper projects in Australia
- First transaction in 2019 was an earn-in and JV of the Hollandaire Copper Project, a shallow high grade copper sulphide resource. This was followed in 2020 by the purchase of the nearby shallow Nanadie Well Copper Gold Project, which combined with Hollandaire forms the Murchison Copper Gold Project.
- Cyprium then acquired a portfolio of assets in 2021 which included the Nifty Copper Project (in care and maintenance), the large Maroochydore Copper-Cobalt resource and a regional exploration earn-in and JV with IGO Limited (ASX: IGO).
- The Nifty Copper Project already has in place an open pit oxide heap leach SX-EW operation, an underground sulphide mine, 2.8 Mtpa sulphide concentrator and associated infrastructure, all on care and maintenance.
- Nifty is the sixth ranked copper development project in Australia by copper metal and the highest grade of the top group whilst Maroochydore is ranked 8th, an amazing result for a small company started three years ago.
- Cyprium now has a near term production project from an Australian based long-life mine, producing copper metal, a critical metal in the global transition to a clean and sustainable energy base.



COPPER DEVELOPER PEER COMPARISON



Contained Copper mineral resources in Australian projects



1. Cyprium Metals Limited, Right Plan – Right Team – Right Time for Nifty (update), Evolution Capital, 6 June 2022

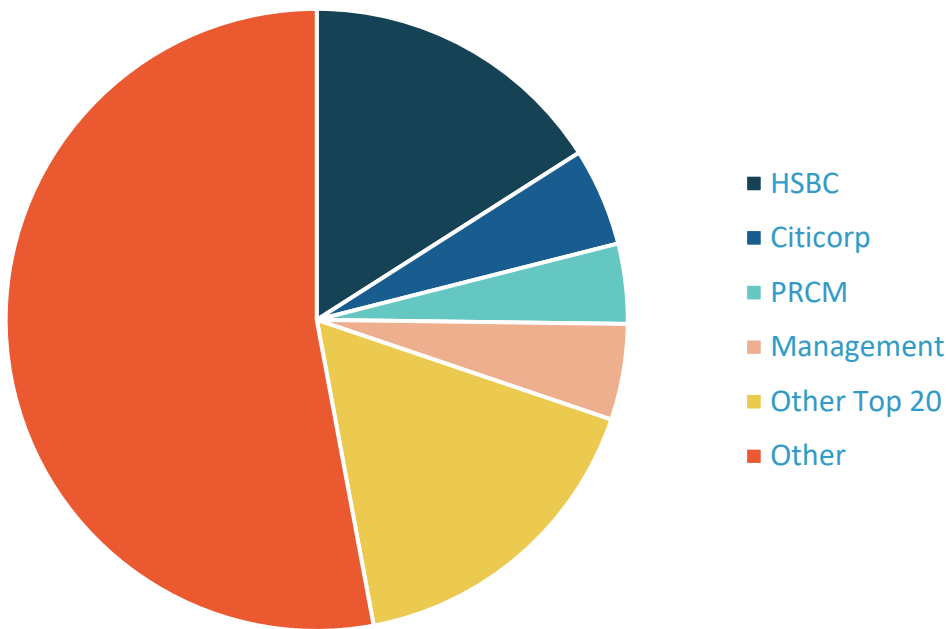
CORPORATE OVERVIEW



Corporate snapshot

Share price (29 September 2022)	AUD 0.07/share
Shares on Issue	730.2 million
Performance rights	58.2 million
Options	26.3 million
Market capitalization	AUD 51 million
Cash (30 June 2022)	AUD 19 million
Debt	AUD 36 million
Enterprise value	AUD 68 million

Shareholders



Share price performance



CYPRIUM METALS - RESTARTING THE PRODUCTION FROM NIFTY



Comments

- Cyprium Metals is an ASX listed mining company with a market capitalisation of AUD51M
- Cyprium is focused on delivering an expedited development timeframe on its flagship Nifty Copper Mine, with first copper production expected in H1 2024
- Nifty Copper Mine is 100% owned by Cyprium and expected to deliver 146,100 tonnes of copper plate during Phase 1
- Copper is expected to be one of the most important metals in the green transition due to its superior properties that allow it to be used for many types of clean energy

Located in a tier-1 mining jurisdiction



Key project numbers (Phase 1)



6.3 Years

**MINE LIFE -
PHASE 1**



940kt

**CONTAINED
COPPER**



25kt

PRODUCTION

Annual average copper
production


H1 2024

Commissioning



AUD ~277m^{1,2}

Nifty NPV



37% pa.^{1,2}

3.0 years

IRR / payback



AUD 134m²

Capital
Expenditure



1. At AUD12,000/t (USD 9,000/t flat @ 0.75 AUD/USD FX rate)

2. Refer to 11 March 2022 CYM ASX release, "Nifty Copper Project Restart Study"

NIFTY COPPER MINE - SITE LAYOUT



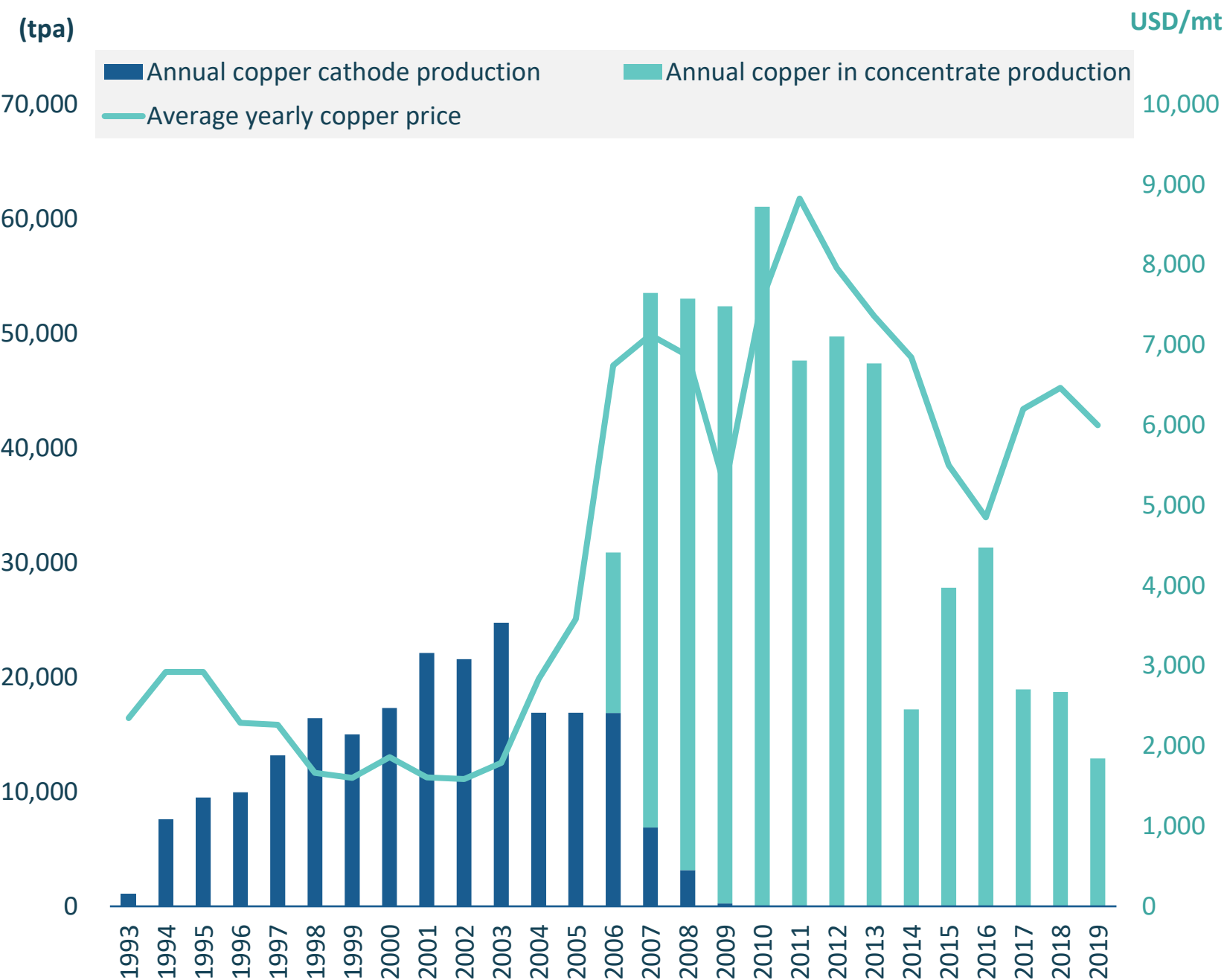
BRIEF HISTORY OF NIFTY

History



- Nifty commenced as an open pit, oxide heap leach SX-EW operation, producing copper cathode from 1993-2009 under Western Mining Corporation (up to 1998), Straits Resources (1998-2003) and Aditya Birla Minerals (2003-2009)
- Aditya Birla Minerals constructed a flotation concentrator and underground sulphide mine. First sulphide concentrate was produced in March 2006. Open pit operations ceased in 2006 with heap leaching operations ceasing in 2009.
- Metals X acquired the operation via an on-market takeover of Aditya Birla Minerals in September 2016. Following operational difficulties and declining production levels in the underground mine, Metals X placed the operation on care and maintenance in November 2019.
- The re-start opportunity for Nifty
 - The oxide open pit was stopped prematurely to access the underground sulphide ore to produce a low impurity copper concentrate to feed Aditya Birla Minerals India-based smelters.
 - Cyprium will restart the open pit oxide mine and re-treat the existing heap leach pads in Phase 1 of the Nifty Copper Project restart.
 - Phase 2 will continue the open pit into the sulphide portion of the orebody for a +20 year mine life

Historical production and copper prices




SITE INFRASTRUCTURE



Nifty generates its own power from a gas fired captive General Electric 21MW power plant. Nifty also has on standby two 2.5MW gas / diesel turbine generator sets, two 2MW diesel generator sets and two 1MW diesel generator sets.



The Nifty pipeline is a transmission pipeline owned by Energy Infrastructure Investments (owned by APA 19.9%, Marubini 49.9% and Osaka Gas 30.2%). The Nifty pipeline is 45km in length and connects Nifty to the Telfer Gas Pipeline which supplies natural gas to Nifty.



Nifty has 500 accommodation rooms (40 decommissioned) and recreational facilities including wet mess, games room, AV room, gym, tennis/basketball courts and a swimming pool. The camp is currently being refurbished and upgraded to a suitable standard prior to the commencement of operations.



The 25,000tpa SX-EW Plant has been on care & maintenance since 2009. A full refurbishment of the SX-EW plant has commenced as part of the Nifty restart.



Nifty has a fully sealed 2.1km airstrip that is capable of landing commercial passenger jets (up to 108 seat F100 & E190 jet aircraft). The airport also has an airport terminal building with waiting room, baggage x-ray machines, check-in facilities, and toilet and kitchen area.



Nifty has three sources of groundwater extraction:

- Primary production via mine dewatering
- Make-up production from the East Nifty Borefield
- Abstraction for village drinking water from the 10K Borefield



A concrete batch plant was commissioned in early 2018. The plant is capable of 80m³ of general use concrete per hour. The plant will be used in the operational restart and construction phase for the concrete demand from these activities.



A 2.8 Mtpa sulphide concentrator commissioned in early 2006. Concentrator was placed in care and maintenance in November 2019.


NIFTY COPPER SX-EW RESTART

For personal use only

Nifty Copper SX-EW – Restart Study Results



Contained Copper: **732kt**
(940kt post study)



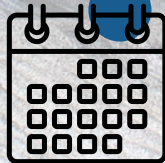
Annual Copper Cathode Production: **25kt**



Cu Grade: **0.65%**



Offtake agreements: **Copper Cathode**
easily sold into Asia



Target production Start: **H1 2024**



Nifty Restart NPV¹: **AUD ~277 million**



Nifty Restart IRR¹: **37%**



Nifty CAPEX¹: **AUD 134 million**

¹. Refer to 11 March 2022 CYM ASX release, “Nifty Copper Project Restart Study”

NIFTY - DONE IT BEFORE

Comments



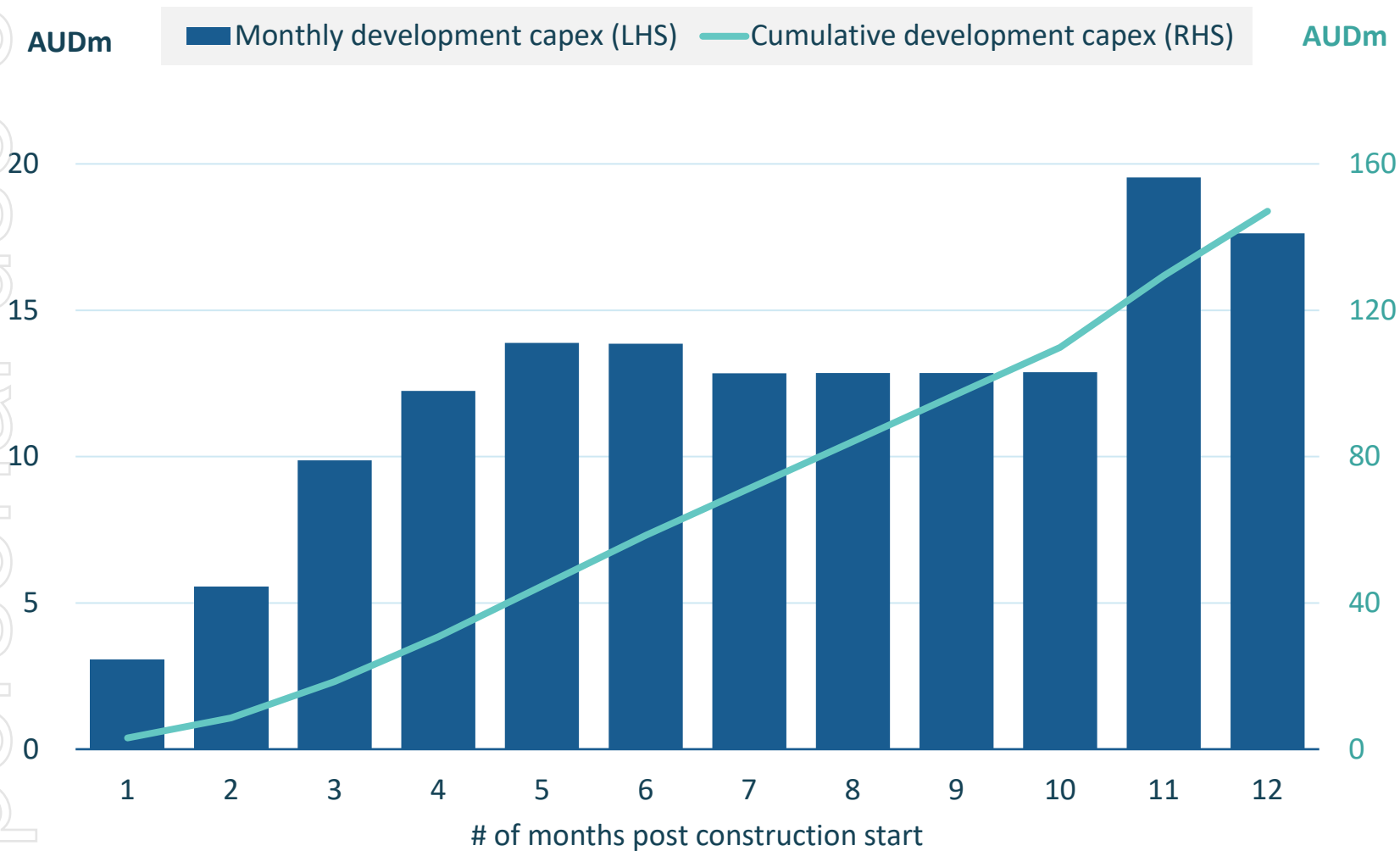
- Management completed the construction and operation of the Wetar Copper Project, a sulphide heap leach SX-EW project, in Eastern Indonesia with Finders Resources
- Project located on a remote island with only sea access and difficult mountainous terrain with high rainfall
- Nifty is the sister plant to the Wetar SX-EW plant (ex-Whim Creek)
 - Wetar was a refurbishment and upgrade of the 16,000 tpa plant to 25,000 tpa
 - Nifty SX-EW plant has already been upgraded to 25,000 tpa
- Wetar SX-EW plant was refurbished and expanded and commissioned in mid 2016.
- Ramped up to full production by the end of September 2016
- Calendar year 2017 was first full year of production
 - 23,160 tonnes of copper cathode produced
 - EBITDA of AUD119.2M and NPAT of AUD56.3M
 - Cash costs – C1 USD1.05/lb and ASIC USD1.56/lb
 - Average sales price of USD2.76/lb (USD6,085/tonne)

Source: Finders Resources Limited Annual Report 31 December 2017



NIFTY - CAPITAL COST ESTIMATE

Projected development capital expenditure (AUDm)



- Estimated development capital cost from the Nifty Copper Restart Study amounts to ~ AUD 147m including AUD 13m in contingency
- ~ AUD 35m of the total development capex is already quoted

Breakdown of capital expenditure

Capex item	AUDm
General and supporting infrastructure	15.0
Process Plant	97.7
- Crushing	6.4
- Agglomeration & Heap Leach	54.8
- Solvent Extraction	6.9
- Electrowinning	15.4
- Process General	13.5
- Commissioning	0.7
Other	21.1
- Owners Cost	2.5
- Site Expenditure – Construction and Commissioning	13.9
- Nifty Pre-Operations Other Capital Expenditure	4.6
Contingency	13.4
Total	147.2

Comments



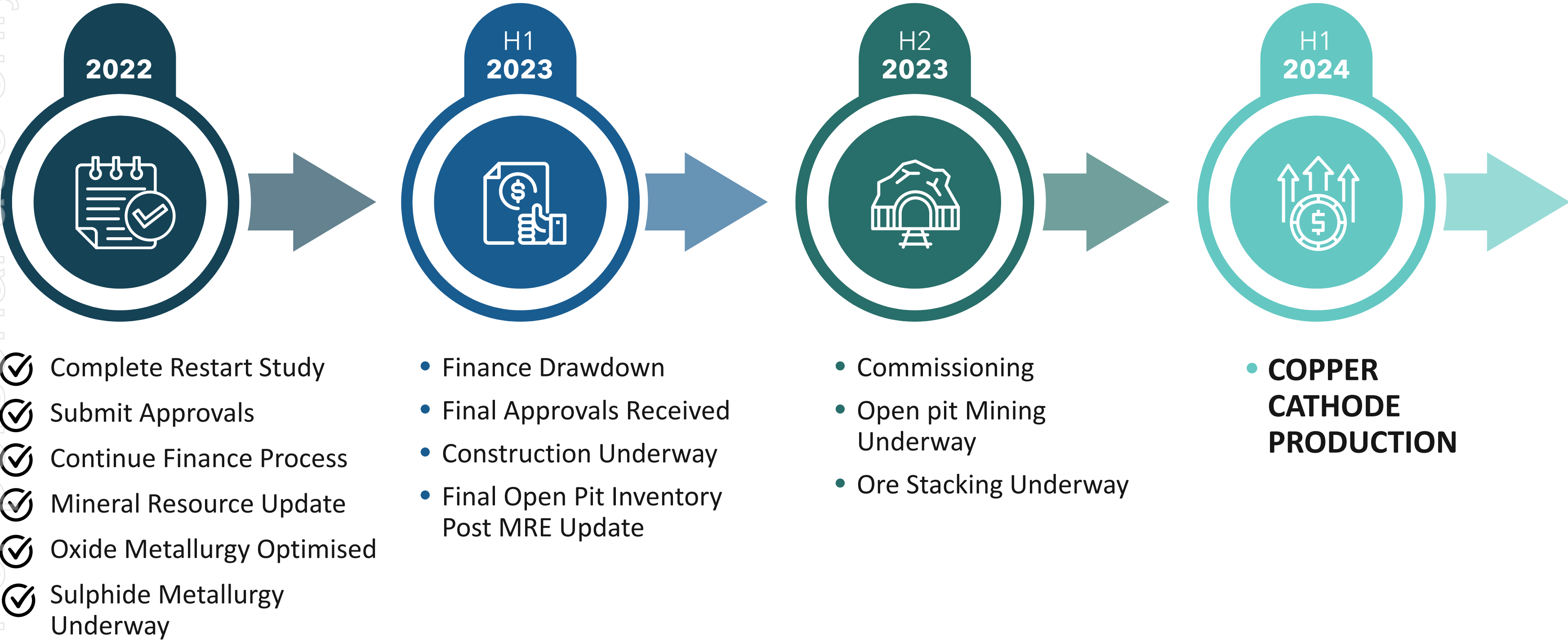
- Finance process well advanced with various parties
- Finance data room is open and due diligence by parties is well advanced
 - Restart Study and supporting documentation
 - Financial model
 - Technical DD documents
 - Commercial DD documents
 - Legal DD documents
 - Experts reports and audits
- Documentation generation has commenced
- Cyprium is currently considering senior secured finance, subordinated debt and offtake financing
- Various parties have engaged with different packages
- Target is a complete package of between AUD240M to AUD260M



NIFTY COPPER PROJECT APPROVALS & LICENSES

NIFTY COPPER PROJECT APPROVALS					
Department	Permit / Item	Description	Status	Date Lodged	Approved
Department of Water & Environmental Regulation (DWER)	Works Approval and Licence	Amended Prescribed Activities Licence to enable processing	Application accepted and advertised	8 th March 2022	4 th May 2022
	26D Licence to Alter Water Abstraction Methods of an Existing Licence	Change in abstraction mechanism under the existing water license	Lodged	25 th February 2022	9 th June 2022
Department of Mines Industry Regulation & Safety (DMIRS)	Native Vegetation Clearing Permit x 2	Authorises the clearing of native vegetation for project development	Lodged	14 th November 2021	25 th August 2022 6 th September 2022
	Mining Proposal	Approval for mining activities and construction of mine infrastructure	Lodged	21 st February 2022	Pending
	Mine Closure Plan	Defines rehabilitation and closure accompanying the Mining Proposal	Lodged	21 st February 2022	Pending
	Project Management Plan	Project safety plan approval	Approval	20 th January 2022	22 nd March 2022
Department of Jobs, Tourism, Science and Innovation (JTSI)	State Agreement – Additional Proposal	Proposal to modify, expand, or vary Nifty Copper’s activities beyond the existing State Agreement approvals	To be lodged post finance		

PHASE 1 NIFTY PROJECT TIMELINE



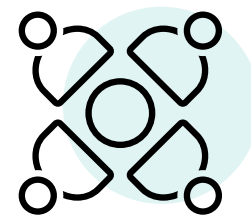
ENVIRONMENTAL, SOCIAL AND GOVERNANCE



Environment

Greenhouse Gas Emissions Part IV/EPA

- 100,000 tonnes pa carbon emissions threshold
- Environmental Protection Authority (EPA) services at the Department of Water and Environmental Regulation (DWER) have provided Nifty Copper Project emissions calculations demonstrating 84,883 tonnes pa carbon emissions
- Calculations compliant with National Green House Account Factors 2020 guidelines and methodology
- Reduced processing plant size and no tailings dam required to store concentrator waste, decreasing environmental impacts
- Transport costs are reduced due to less materials being shipped to and from the mine site
- No downstream treatment and refining required ore to metal at 3.40t CO_{2E}/t refined Cu (~20% lower than industry average of 4.15t CO_{2E}/t refined Cu)



Social

- No sites of significance for Aboriginal heritage have been identified within the Nifty Copper Project footprint following many years of operation and numerous archaeological surveys
- Cyprium has in place an executed Indigenous Land Use Agreement (ILUA) with the Western Desert Lands Aboriginal Corporation who hold the Native Title Rights on trust for the Martu People. This ILUA is in the process of being registered under the Native Title Act (NTA)
- Cyprium recognises the Martu as the traditional owners, users, and managers of the land in the Nifty region, and the eventual return of the land to the Martu People at final relinquishment. Cyprium is engaging the Martu as a key stakeholder in the closure of Nifty



Governance

- The Company as a listed entity, complies with the Corporations Act 2001 and the Australian Securities Exchange (ASX) Listing Rules
- The Board of Directors of Cyprium believes that well implemented, effective corporate governance creates value for the mutual benefit of all stakeholders.
- Cyprium continually assesses its corporate governance principles as standard business practice and in addition, formally reviews its guiding principles annually.
- Our values, supported by a code of conduct and a robust governance framework, define what Cyprium believes and how it conduct itself in the pursuit of its strategy.

APPENDIX



MINERAL RESOURCE ESTIMATES

NIFTY COPPER OPERATION - MINERAL RESOURCE ESTIMATE AT MAY 2022 ²

Ore Source	Cut-off	Measured			Indicated			Inferred			Total		
	%Cu	Ore Mt	Grade %Cu	Metal t Cu	Ore Mt	Grade %Cu	Metal t Cu	Ore Mt	Grade %Cu	Metal t Cu	Ore Mt	Grade %Cu	Metal t Cu
Oxide	0.25	1.6	0.9	13,600	0.7	0.7	4,700	0.3	0.7	2,200	2.6	0.8	20,600
Lower Saprolite	0.25	2.0	0.7	13,900	0.6	0.6	3,800	0.3	0.5	1,600	2.9	0.7	19,200
Transition	0.25	0.4	0.5	1,700	0.4	0.5	1,800	0.1	0.5	600	0.9	0.5	4,200
Chalcocite	0.25	4.9	1.1	52,300	3.0	1.0	30,200	1.8	1.0	17,800	9.8	1.0	100,300
Total Oxide	0.25	8.8	0.9	81,500	4.7	0.9	40,500	2.6	0.9	22,300	16.1	0.9	144,300
Sulphide	0.25	39.9	1.1	443,200	22.9	1.0	222,900	16.2	0.8	129,800	79.0	1.0	795,900
TOTAL		48.7	1.1	524,700	27.6	1.0	263,400	18.8	0.8	152,100	95.1	1.0	940,200

- NOTES:
- Mineral Resources are reported inclusive of Mineral Resources modified to produce an Ore Reserve;
 - Tonnes are reported as million tonnes (Mt) and rounded to the nearest 100,000; Cu tonnes are rounded to the nearest 100 tonnes.
 - Rounding may result in some slight apparent discrepancies in totals

Competent Person Statement
NIFTY COPPER PROJECT

The information in this report that relates to the estimation and reporting of the Nifty Mineral Resource Estimate dated 16 May 2022 is an accurate representation of the recent work completed by CSA Global Pty Ltd. Ms. Felicity Hughes has compiled the work for CSA Global and is an Associate of CSA Global Pty Ltd and a Member of the Australasian Institute of Mining and Metallurgy (106498). Ms. Hughes has sufficient experience which is relevant to the style of mineralisation and type of deposit under consideration and to the activity which she is undertaking to qualify as a Competent Person (CP). Ms. Hughes consents to the inclusion in the report of the matters based on this information in the form and context in which it appears.



MAROOCHYDORE - MINERAL RESOURCE ESTIMATE AT 31 MARCH 2016 ³

Ore	Indicated			Inferred			Total		
Source	Ore	Grade	Contained	Ore	Grade	Contained	Ore	Grade	Contained
	(Mt)	(% Cu)	(t Cu)	(Mt)	(% Cu)	(t Cu)	(Mt)	(% Cu)	(t Cu)
Sulphide	-	-	-	5.43	1.66%	90,000	5.43	1.66%	90,000
Oxide	40.8	0.92%	375,000	2.4	0.81%	19,000	43.2	0.91%	394,000
Total	40.8	0.92%	375,000	7.83	1.39%	109,000	48.63	1.00%	486,000

- NOTES:
- Tonnes are reported as million tonnes (Mt) and rounded to nearest 10,000;
 - Cu tonnes are rounded to nearest 1,000 tonnes; Co tonnes are rounded to the nearest 100 tonnes;
 - Cut-off Grade of 0.5% Cu;
 - Cut-off Grade of 1.1% Cu;
 - Rounding may result in some slight apparent discrepancies in totals.

Competent Person Statement
MAROOCHYDORE

The information in this report that relates to Mineral Resources is based on information compiled by Mr Terry Burns BAppSc (Geology) GDipEd PDGeosci (Mineral Economics) GDipEng (Mining), a Competent Person who is a Fellow and Chartered Professional of the Australasian Institute of Mining and Metallurgy. Mr Burns is an independent consultant to Cyprium Metals Limited and is a director of Warbrooke-Burns & Associates Pty Ltd which is the entity providing services to Cyprium Metals Limited. Warbrooke-Burns & Associates Pty Ltd is retained by Cyprium Metals Limited under industry standard commercial consulting rates. Mr Burns has sufficient experience that is relevant to the style of mineralisation and type of deposit under consideration and to the activity being undertaken to qualify as a Competent Person as defined in the 2012 Edition of the 'Australasian Code for Reporting of Exploration Results, Mineral Resources and Ore Reserves'. Mr Burns consents to the inclusion in the report of the matters based on his compilation and in the form and context in which it appears.

¹ Cyprium Metals ASX announcement: 29 September 2020, Hollandaire Copper-gold Mineral Resource Estimate.
² Cyprium ASX announcement: 16 May 2022 – 28.4% increased Nifty Copper MRE to 940,200t copper metal
³ Metals X ASX announcements: 10 March 2020, Nifty Copper Mine Resource Update and 18 August 2016, Annual Update of Mineral Resources and Ore Reserves
⁴ Cyprium Metals ASX announcement: 19 July 2022, Nanadie Well Mineral Resource Estimate

MINERAL RESOURCE ESTIMATES



HOLLANDAIRE - 2012 JORC MINERAL RESOURCE ESTIMATE ¹

Resource Category	Material type	Volume	Tonnes	Cu %	Cu Tonnes	Au g/t	Au Ounces	Ag g/t	Ag Ounces
Indicated	Oxide	5,000	10,000	1.2	100	0.09	0	4.16	1,300
	Transitional	95,000	275,000	1.8	5,000	0.24	2,100	5.06	44,700
	Fresh	638,000	1,894,000	2	37,100	0.31	18,900	6.64	404,400
Sub Total		738,000	2,179,000	2	42,200	0.3	21,000	6.43	450,400
Inferred	Transitional	4,000	12,000	0.4	0	0.02	0	0.98	400
	Fresh	194,000	593,000	1.6	9,300	0.41	7,800	6.46	123,200
Sub Total		198,000	605,000	1.6	9,300	0.4	7,800	6.35	123,600
TOTAL		936,000	2,784,000	1.9	51,500	0.32	28,800	6.41	574,000

NOTES:

- Differences in sum totals of tonnages and grades may occur due to rounding
- Nominal cut-off at 0.3% Cu
- Cyprium has an 80% attributable interest in the copper, gold and silver
- Gold mineralisation not associated with the copper resource that is 100% attributable to MGJV, has not been modelled or reported in the Hollandaire 2012 JORC Mineral Resource estimate

Competent Persons Statement

HOLLANDAIRE COPPER PROJECT

The information in this report that relates to Exploration Targets, Exploration Results and the estimation and reporting of the Hollandaire Mineral Resource Estimate is an accurate representation of the available data and is based on information compiled by external consultants and Mr. Peter van Luyt who is a member of the Australian Institute of Geoscientists (2582). Mr. van Luyt is the Chief Geologist of Cyprium Metals Limited, in which he is also a shareholder. Mr. van Luyt has sufficient experience which is relevant to the style of mineralisation and type of deposit under consideration and to the activity which he is undertaking to qualify as a Competent Person (CP). Mr. van Luyt consents to the inclusion in the report of the matters based on his information in the form and context in which it appears.

¹ Cyprium Metals ASX announcement: 29 September 2020, Hollandaire Copper-gold Mineral Resource Estimate.

² Cyprium ASX announcement: 16 May 2022 – 28.4% increased Nifty Copper MRE to 940,200t copper metal

³ Metals X ASX announcements: 10 March 2020, Nifty Copper Mine Resource Update and 18 August 2016, Annual Update of Mineral Resources and Ore Reserves

⁴ Cyprium Metals ASX announcement: 19 July 2022, Nanadie Well Mineral Resource Estimate

NANADIE WELL - 2012 JORC MINERAL RESOURCE ESTIMATE ⁴

Resource Category	Material type	Volume	Tonnes	Grade Cu %	Metal t Cu	Grade Au g/t	Metal oz Au	Grade Ag g/t	Metal oz Ag
Inferred	Oxide	1,300,000	3,500,000	0.44	16,000	0.12	2,000	0.70	74,000
	Transitional	200,000	600,000	0.45	3,000	0.12	13,000	1.50	31,000
	Fresh	11,700,000	36,300,000	0.39	143,000	0.10	115,000	1.10	1,259,000
Total		13,200,000	40,400,000	0.40	162,000	0.10	130,000	1.00	1,364,000
				Grade Co ppm	Metal t Co	Grade Ni ppm	Metal t Ni	Grade Zn ppm	Metal Zn t
Inferred	Oxide	1,300,000	3,500,000	70	200	350	1,200	160	600
	Transitional	200,000	600,000	60	40	310	200	140	100
	Fresh	11,700,000	36,300,000	50	1,900	290	10,500	160	5,800
Total		13,200,000	40,400,000	50	2,200	290	11,900	160	6,500

NOTES:

- Differences in sum totals of tonnages and grades may occur due to rounding;
- Cut-off at 0.25% Cu.
- Reported grades and tonnages for all metals are estimated top-cut grades and tonnages

Competent Persons Statement

NANADIE WELL COPPER GOLD PROJECT

The information in this report that relates to Exploration Targets, Exploration Results and the estimation and reporting of the Nanadie Well Mineral Resource Estimate is an accurate representation of the available data and is based on information compiled by Mr. Daniel Noonan who is a member of the Australian Institute of Mining and Metallurgy (204063). Mr. Daniel Noonan is the Senior Resource Geologist for Cyprium Metals Limited, in which he is also a shareholder. Mr. Noonan has sufficient experience which is relevant to the style of mineralisation and type of deposit under consideration and to the activity which he is undertaking to qualify as a Competent Person (CP). Mr. Noonan consents to the inclusion in the report of the matters based on his information in the form and context in which it appears.

Competent Persons Statement

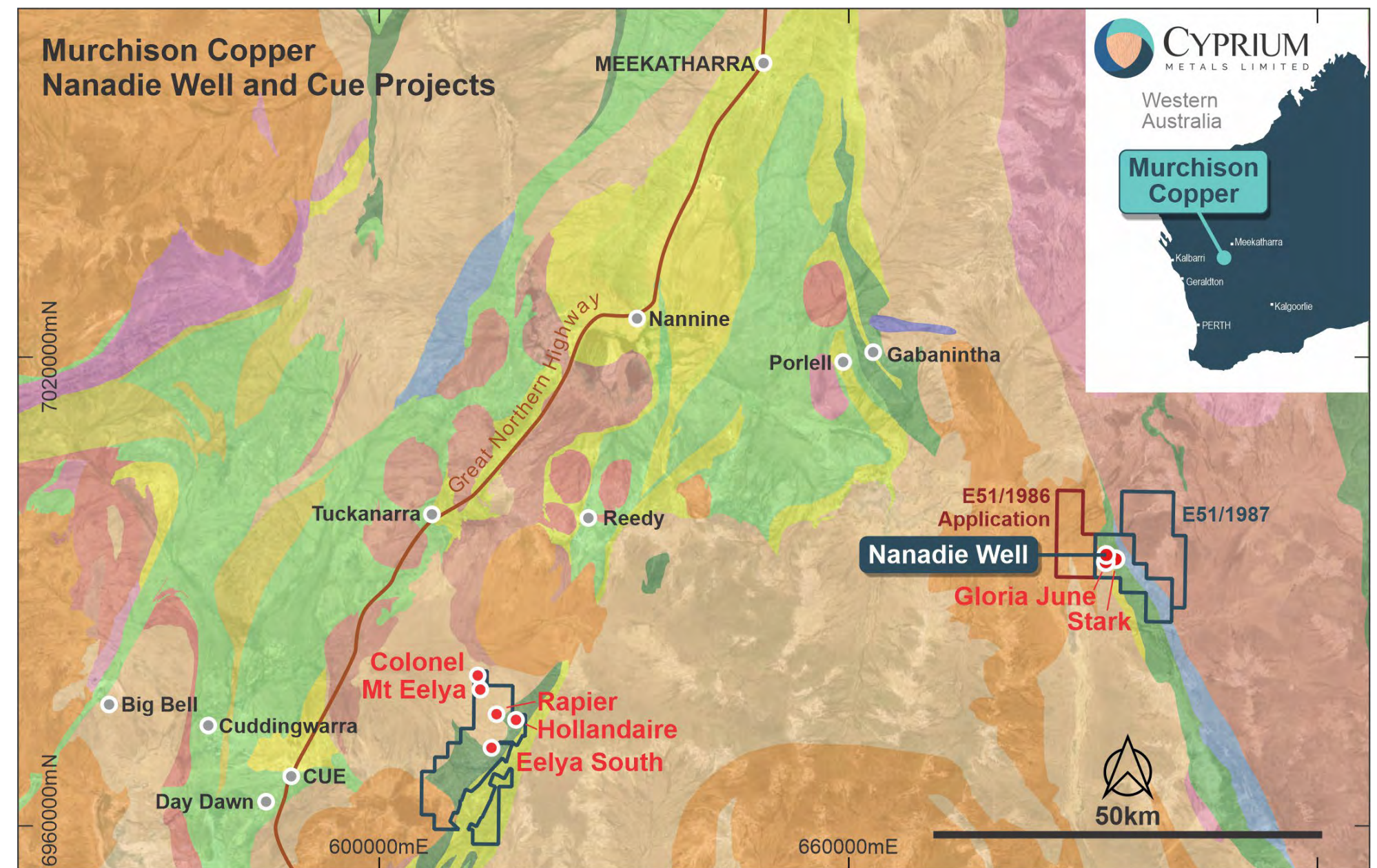
MURCHISON COPPER PROJECT

The information in this report that relates to Exploration Targets, Exploration Results and the estimation and reporting of the Hollandaire Mineral Resource Estimate is an accurate representation of the available data and is based on information compiled by external consultants and Mr. Peter van Luyt who is a member of the Australian Institute of Geoscientists (2582). Mr. van Luyt is the Chief Geologist of Cyprium Metals Limited, in which he is also a shareholder. Mr. van Luyt has sufficient experience which is relevant to the style of mineralisation and type of deposit under consideration and to the activity which he is undertaking to qualify as a Competent Person (CP). Mr. van Luyt consents to the inclusion in the report of the matters based on his information in the form and context in which it appears.

MURCHISON COPPER PROJECT

Hollandaire and Nanadie Well are complementary deposits that comprise the Murchison Copper Project

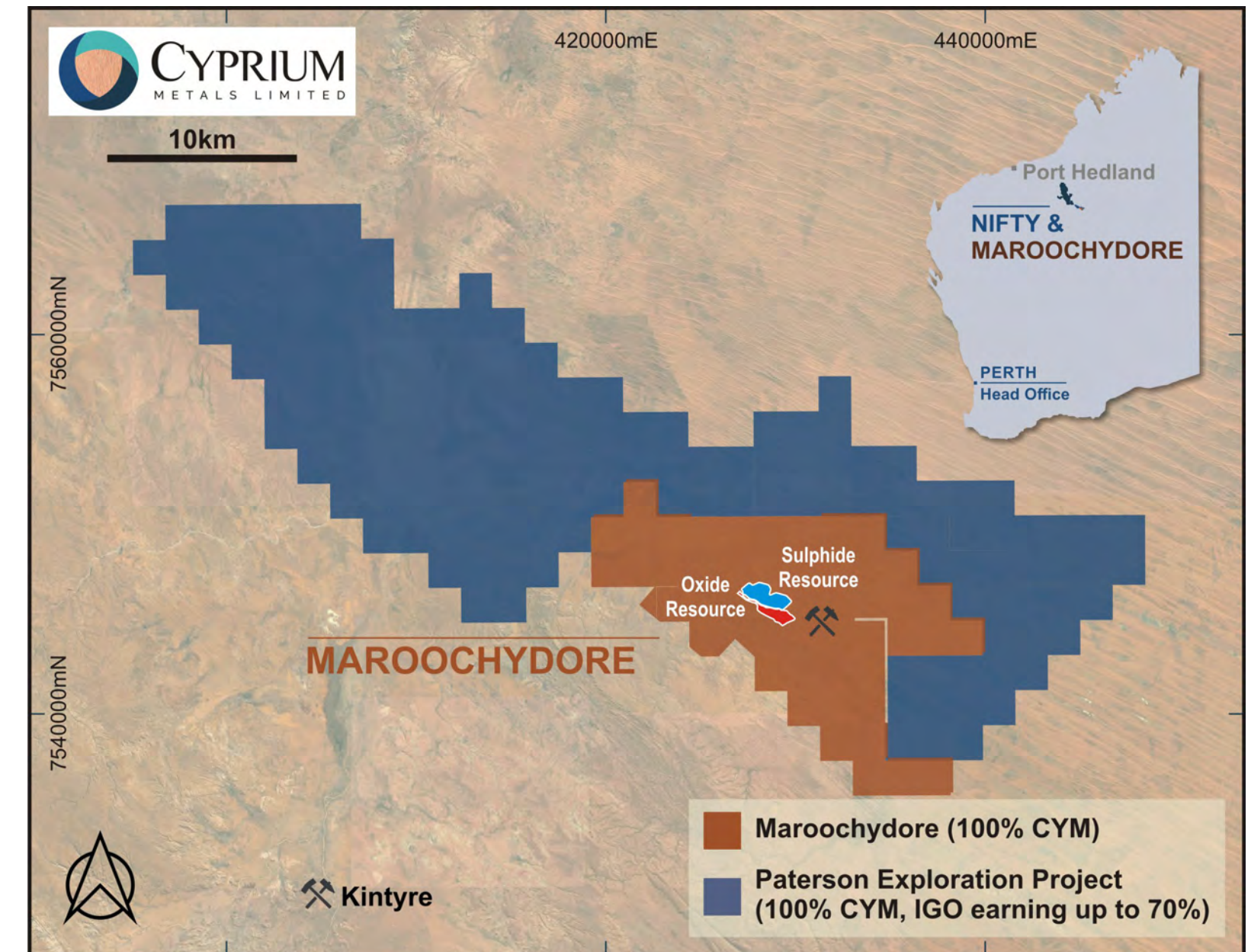
- Murchison Copper Project is a resource development opportunity
- Continued drilling success at Nanadie Well will form part of a Maiden JORC 2012 Mineral Resource Estimate, which will feed into the Murchison Scoping Study
- Cue Copper Project located ~20km east of Cue Township
- Hollandaire Mineral Resource (JORC 2012) 2.8Mt @ 1.9% Cu Contained metal of 51.5kt of Cu, 28Koz Au & 0.5Moz Ag
- Nanadie Well located ~75km east-northeast of Cue Copper Project
- Nanadie Well Mineral Resource (JORC 2012) 40.4Mt @ 0.4% Cu Contained metal of 162kt of Cu, 130Koz Au & 1.4Moz Ag
- Stark Cu-Ni mineralised intersections
- Gloria June Au mineralised intersections
- Resource based on broader zones of Cu mineralisation



MAROOCHYDORE COPPER PROJECT

Potential to unlock value from a substantial copper resource

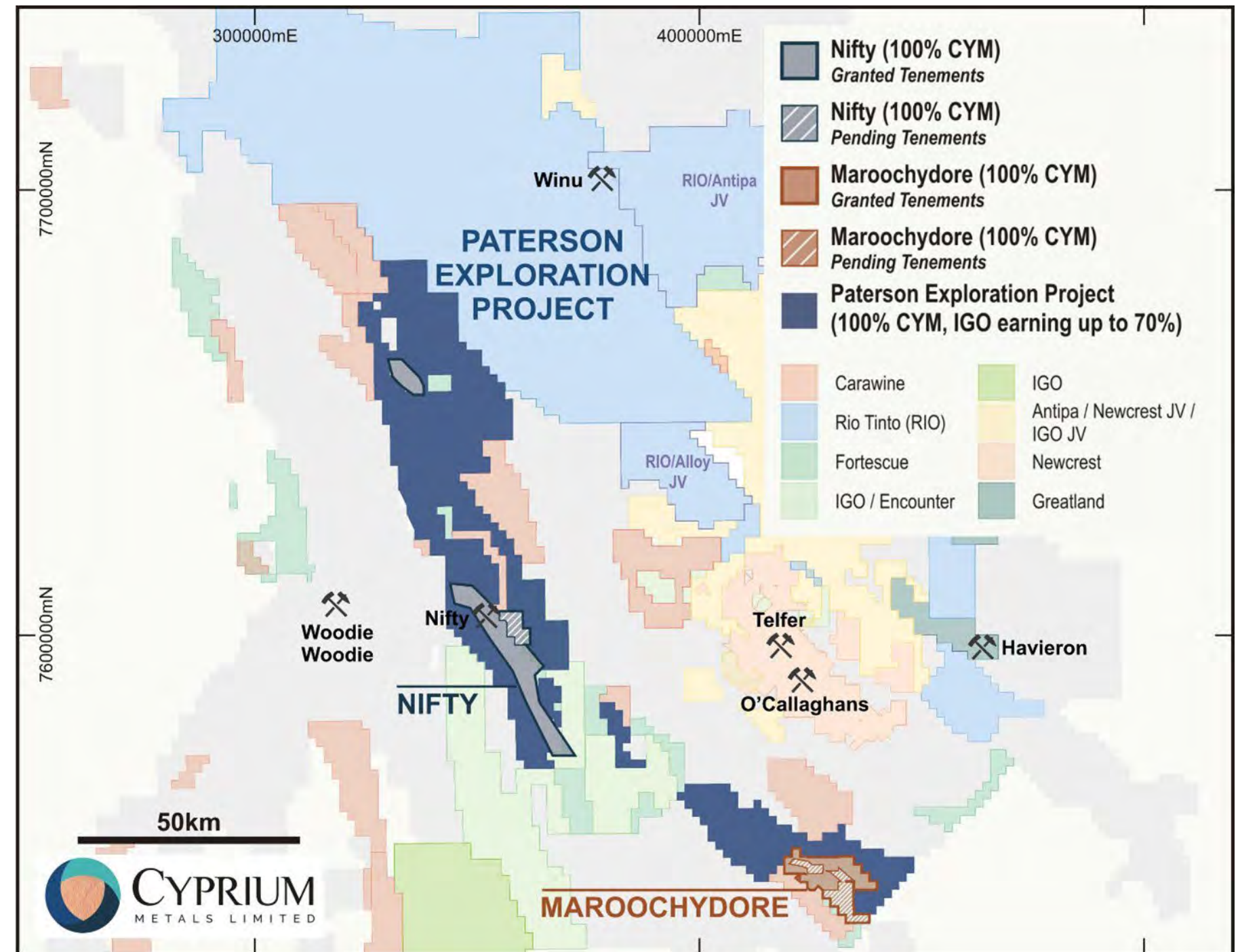
- Diamond drilling completed for metallurgical testwork
- Substantial shallow Oxide and Sulphide Mineral Resource of over 480,000 tonnes of copper:
- Mineralisation remains open along strike >3km and down-dip
- Several high-priority targets for follow up
- Strong potential to grow the mineral resources
- Undeveloped due to metallurgical complexities pertaining to certain parts of the orebody including high acid consumption and a portion of the copper being tied up in cupro-goethitic minerals
- Maroochydore has similar mineralogy of Nifty as it is hosted in the shales of the Broadhurst Formation
- Cyprium to assess new testwork initiatives to explore ore-sorting and alternative leaching technologies
- Potential for synergies with the planned Cyprium Nifty Heap Leach strategy
- Existing resource also contains material cobalt endowment



PATERSON EXPLORATION PROJECT

Premier exploration destination in Australia - Cyprium leveraged to exploration success via JV with IGO Ltd

- Exploration has commenced, IGO Ltd (ASX: IGO)
- Large & highly prospective position in the Paterson Province, adjacent to Nifty processing infrastructure
- IGO can sole fund AUD 32 million of exploration activities over 6.5 years from mid-2020 to earn a 70% interest
- Including a minimum expenditure before withdrawal of AUD 11 million over 3.5 years
- Upon earning a 70% interest, the JV will form and IGO will free-carry to the completion of a Pre-feasibility Study on a new mineral discovery





THANKYOU

Contact Us

Registered Office & Principal Place of Business

Unit 1, 437 Roberts Road
Subiaco WA 6008
Australia

Telephone
+61 8 6374 1550

www.cypriummetals.com

