

DONACO INTERNATIONAL LIMITED
ABN 28 007 424 777

Full Year Statutory Accounts
30 June 2022

For personal use only

Contents Page

From the Chairman	3
From the Chief Executive Officer	4
Directors' report	5
Auditor's independence declaration	19
Statement of profit or loss and other comprehensive income	20
Statement of financial position	21
Statement of changes in equity	22
Statement of cash flows	23
Notes to the financial statements	24
Directors' declaration	55
Independent auditor's report to the members of Donaco International Limited	56
Shareholder information	62
Corporate directory	64

General information

The financial statements cover Donaco International Limited as a consolidated entity consisting of Donaco International Limited and the entities it controlled at the end of, or during, the year. The financial statements are presented in Australian dollars, which is Donaco International Limited's functional and presentation currency.

Donaco International Limited is a listed public company limited by shares, incorporated and domiciled in Australia. Its registered office and principal place of business is:

Level 43
25 Martin Place
Sydney NSW 2000
Australia

A description of the nature of the consolidated entity's operations and its principal activities are included in the directors' report, which is not part of the financial statements.

The financial statements were authorised for issue, in accordance with a resolution of directors, on ____ September 2022. The directors have the power to amend and reissue the financial statements.

DONACO INTERNATIONAL LIMITED
ABN 28 007 424 777
30 June 2022

From the Chairman

Dear fellow shareholders,

Despite the challenges we faced in the ongoing Covid-19 pandemic, we have continued to strive to protect our business sustainability. With Star Vegas back to operation since 18 June 2022, we believe that Donaco will recover its performance and prevail during this pandemic.

For the financial year, our Group reported statutory net loss after tax of A\$16.5 million. There were no non-recurring items in FY22, compared to \$37.9m incurred in FY21. Underlying net loss after tax was A\$16.5 million for FY22, down from underlying net loss after tax of A\$12.7 million in FY21.

Our group recorded a negative EBITDA of A\$4.4 million for the financial year 2022, down from A\$0.1 million in the prior year, and generated an underlying net loss after tax of A\$16.5 million. Group revenues of A\$2.4 million were recorded, compared to A\$10.3 million in the prior year, and the group recorded a negative operational cash flow of A\$5.7 million, a decline from prior year of negative A\$4.5 million. This is due to Star Vegas only operating on a limited basis for almost 1 month, starting from June 2022. However, the group recorded a positive cash flow from financing activities, an increase to A\$4.6 million from prior year of negative A\$1.5m. Consequently, our group's cash and cash equivalent were AU\$6.1 million as at 30 June 2022, slightly lower than prior year balance of AU\$6.3 million.

Looking forward, with loan facilities provided by our Chief Executive Officer & Executive Director, Mr Lee Bug Huy, together with the resumption of limited operations in Star Vegas, we believe that financial year 2023 will be the year to gradually recover our business performance in Cambodia and Vietnam.



Porntat Amatavivadhana
Chairman

DONACO INTERNATIONAL LIMITED
ABN 28 007 424 777
30 June 2022

From the Chief Executive Officer

Dear Shareholders,

Financial year 2022 was another challenging year for our group under the COVID-19 pandemic. Despite that, I'm proud that our group has continued to exhibit financial discipline and tight control measures to preserve Star Vegas, Aristo and shareholder value.

We are pleased to inform you that Star Vegas has recommenced casino operations from 18 June 2022, amidst the Covid-19 pandemic. With Star Vegas operating on a limited basis for almost 1 month during financial year 2022, Star Vegas' overall performance has fallen against prior corresponding period, with its EBITDA decreasing by 135% to a loss of A\$1.5 million. This led to a 91% decline in net gaming revenue to A\$0.8 million, and a 54% decline in non-gaming revenue to A\$0.2 million. With the reopening of the Cambodia-Thailand land borders in May 2022, we expect that Star Vegas' performance will gradually recover in the next financial year.

Aristo reopened on 8 May 2020 and has been operating on a limited basis ever since while the border with China remains closed. This has been reflected in Aristo's venue performance as its EBITDA decreased by 77% to a loss of A\$0.2 million. Aristo's table games performed better in FY22 compared to last year and resulted in an increase of 40% in net gaming revenue to A\$1.2 million. On the other hand, Aristo's non-gaming revenue fell 19% to A\$0.3 million. Aristo will continue to adapt to border changes, with local management having the discretion to tailor operations to local conditions.

During the period, Donaco repaid the outstanding balance of US\$6.8 million (approximately A\$9.9 million as at 30 June 2022 spot rate) from Mega Bank, with the final instalment settled on 30 December 2022. The group entered into additional shareholder loan facility agreements for US\$12.8 million (AU\$18.6 million at the 30 June 2022 spot rate) for continued balance sheet and cash flow protection.

Lee Bug Huy
Group Chief Executive Officer

DONACO INTERNATIONAL LIMITED
ABN 28 007 424 777
30 June 2022

The directors present their report, together with the financial statements, on the consolidated entity (referred to hereafter as the 'consolidated entity' or 'group') consisting of Donaco International Limited (referred to hereafter as the 'company' or 'parent entity') and the entities it controlled at the end of, or during, the year ended 30 June 2022.

Directors

The following persons were directors of Donaco International Limited as at the beginning of the financial year or until the date of this report, unless otherwise stated:

Roderick John Sutton
 Lee Bug Huy
 Porntat Amatavivadhana
 Andrew Phillips
 Issaraya Intrapai boon

Principal activities

During the financial year the principal continuing activities of the consolidated entity consisted of the operation of leisure and hospitality businesses across the Asia Pacific region, specifically:

- operation of a hotel and casino in northern Vietnam; and
- operation of a hotel and casino in Cambodia.

Dividends

No dividends were paid for the year ended 30 June 2022.

Review of operations and financial results

Result Highlights

Underlying net loss after tax (NLAT) attributable to owners of the Company of A\$16.5 million, down from NLAT of A\$12.7 million in FY21. Revenue at Star Vegas and Aristo continued to be severely affected by the ongoing COVID-19 pandemic which resulted in the temporary closure of the Star Vegas casino from 27 April 2021 to 18 June 2022 and Aristo operating only on a limited basis from 8 May 2020. The borders between Cambodia and Thailand were closed until recently, while the borders between Vietnam and China remain closed.

	2022	2021
	\$ million	\$ million
• Statutory (NLAT) / NPAT	(16.5)	25.2
• Contribution of non-recurring items in (NLAT) / NPAT result	-	37.9
• Underlying NLAT	<u>(16.5)</u>	<u>(12.7)</u>
• Group Revenue	2.4	10.3
- Star Vegas revenue	0.9	9.1
- Aristo revenue	1.5	1.2
• Group Earnings Before Interest, Tax, Depreciation, Amortisation and Impairment (EBITDA)	(4.4)	(0.1)
• Underlying Group EBITDA	(4.4)	(0.1)
• Balance sheet with		
- Cash	6.1	6.3
- Borrowings	<u>16.9</u>	<u>11.1</u>
- Net debt	10.8	4.8
- Net debt to equity ratio	7.1%	3.0%

Reported loss after tax attributable to owners of the Company was A\$16.5 million. In contrast, the profit after tax reported in FY21 was A\$25.2 million which included non-recurring items totalling A\$37.9 million.

The non-recurring items in FY21 had included the Star Vegas licence impairment charge of A\$8.4 million, proceeds on settlement of litigation matters of A\$50.9 million, interest expense of A\$4.0 million on settlement of unpaid management fees, legal fees of A\$0.2 million and write-off of trade receivables of A\$0.4 million. There were no non-recurring items in FY22.

Excluding the non-recurring items, underlying NLAT for the Group was A\$16.5 million, down from NLAT of A\$12.7 million in FY21.

Review of operations and financial results (continued)

Venue Performances

Star Vegas - FY22 v FY21

- Net Gaming Revenue down 91% to A\$0.8 million
- Non-Gaming Revenue down 54% to A\$0.2 million
- EBITDA down to a loss of A\$1.5 million
- Property Level NPAT down to loss of \$A7.9 million
- VIP Gross Win rate 4.11%

Star Vegas in Cambodia reopened on 25 September 2020 at limited capacity following Government approval after being closed from 1 April 2020. Star Vegas again closed from 27 April 2021 following the order from the Cambodian local Government for the temporary closure of all casinos in the Banteay Meanchay region until further notice. Limited casino operations has led to a 91% decline in gaming revenue and a 54% decrease in non-gaming revenue at Star Vegas. Operating expenses were down 50% as cost reduction measures were proactively implemented to minimise the COVID-19 financial impact. The casino has since reopened for limited operations on 18 June 2022 and has seen recovering average daily headcount as the land border between Cambodia and Thailand has now also reopened.

Aristo International Hotel - FY22 v FY21

- Net Gaming Revenue up 40% to A\$1.2 million
- Non-Gaming Revenue down 19% to \$A0.3 million
- EBITDA up to a loss of A\$0.2 million
- Property Level NPAT up to loss of A\$3.5 million
- VIP Gross Win rate 0%

Aristo was impacted by the drop in foreign visitors as the border with China remains closed. Average daily visitations reduced by 7.7% and VIP turnover by 100%. Despite this, net revenue increased by 24% from FY2021. Operating expenses decreased by 18% compared to FY21, as robust cost reduction measures were implemented to minimise the financial impact from COVID-19. Aristo will continue to adapt to border changes with local management having the discretion to tailor operations to local conditions.

Capital Management

During the period, Donaco repaid the outstanding loan balance of US\$6.8 million (A\$9.9 million as at 30 June 2022 spot rate) from Mega Bank, with the final instalment paid on 30 December 2021. There is no further outstanding loan with Mega Bank as at 30 June 2022.

An unsecured loan facility agreement was signed in July 2021 with Mr Lee Bug Huy, the current Chief Executive Officer and executive director, for a loan of US\$7.8 million (AU\$11.3 million as at 30 June 2022 spot rate). An additional loan facility agreement was entered into on 2 May 2022 for an additional US\$5 million (AU\$7.3 million at the 30 June 2022 spot rate). As at 30 June 2022, US\$10.4 million had been drawn down on the loan, leaving an unutilised portion of US \$2.4 million (AU\$15.1 million and AU\$3.4 million respectively as at 30 June 2022 spot rate). The majority of the loan terms are materially the same as those of the Mega Bank facility, including an interest rate of 6% per annum. The original loan facility of US\$7.8 million (AU\$11.3 million as at 30 June 2022 spot rate) is due to be repaid three years from the first drawdown, while the additional loan facility of US\$5 million (AU\$7.3 million at the 30 June 2022 spot rate) is due to be repaid four years from the first drawdown under the additional facility agreement. The lender however may at any time require early repayment with a minimum of one month's prior notice. The lender has provided a letter of financial support to Donaco which states that he will not withdraw or call upon the loan should it affect any creditor of the Company in a detrimental way. Such financial support is provided for the foreseeable future covering a minimum period of 12 months from the date of issue of the audited financial statements for the year ended 30 June 2022.

Significant changes in the state of affairs

Apart from the impact of the COVID-19 pandemic as set out under Review of operations and financial results and elsewhere in the Directors' report, there were no other significant changes in the state of affairs during the financial year.

Matters subsequent to the end of the financial year

DSV casino licence renewal

On 19 August 2022, DNA Star Vegas was presented with its casino licence which will expire on 31 December 2026.

Additional funding

Drawdowns of US\$0.7 million, US\$0.3 million and US\$1.2 million (AU\$1.1 million, AU\$0.4 million and AU\$1.7 million as at 30 June 2022 spot rate) were made in July, August and September 2022 respectively under the additional loan facility entered into on 2 May 2022. However in August 2022, an amount of US\$0.3 million (AU\$0.4 million as at 30 June 2022 spot rate) was repaid to the lender, as the DSV casino has generated sufficient funds following the resumption of limited operations on 18 June 2022. The unutilised portion of the additional loan facility is therefore US\$0.5 million (AU\$0.7 million as at 30 June 2022 spot rate). A further US\$0.2m (AU\$0.3m as at 30 June 2022) is expected to be repaid in late September 2022.

COVID-19 pandemic

Subsequent to year end, the impact of the COVID-19 pandemic continues to evolve with the easing of travel restrictions by the Thai and Cambodian governments, as a result of high vaccination rates and declining COVID-19 infection rates in the region. Management continues to place a heavy emphasis on continued cost control measures and mitigation activities in order to reduce operating expenses and to preserve cash balances. The consolidated entity will continue to monitor the potential implications of the ongoing pandemic and the impact on operations.

No other matter or circumstance has arisen since 30 June 2022 that has significantly affected, or may significantly affect the consolidated entity's operations, the results of those operations, or the consolidated entity's state of affairs in future financial years.

Likely developments and expected results of operations

The company operates leisure and entertainment businesses across the Asia Pacific region.

Our largest business is the Star Vegas Resort & Club, a successful casino and hotel complex in Poipet, Cambodia, on the border with Thailand. Star Vegas was established in 1999, and is the largest and highest quality of the Poipet casino hotels. The property has more than 100 gaming tables, more than 800 slot machines, and 385 hotel rooms.

Our flagship business is the Aristo International Hotel, a successful boutique casino in northern Vietnam, located on the border with Yunnan Province, China. Established in 2002, the property is now a five star resort complex with 400 hotel rooms. Donaco is a pioneer casino operator in Vietnam, and owns a 95% interest in the business, in a joint venture with the Government of Vietnam.

The DNA Star Vegas (DSV) casino in Cambodia recommenced operations on 18 June 2022, following a temporary closure as a result of government-mandated restrictions since 27 April 2021. The Aristo casino in Vietnam has been operating on a limited basis since 8 May 2020. Management is optimistic about the future outlook, following the resumption of limited operations for DSV and the reopening of the Cambodian border with Thailand, which has traditionally been where the vast majority of DSV's customers originate from. The increase in vaccination rates and the decline in COVID-19 infection rates in the region are also encouraging signs that international travel will gradually increase. It is also noted that the construction of the Sapa airport in Lao Cai presents a significant opportunity for Aristo to attract a significant number of new customers. Under the restrictions, management has continued to focus on cost control measures to ensure its monthly cash burn rate remains within their targeted range and is implementing strategic initiatives to target significant growth once the external conditions stabilise. Management also expects that its cash flow position will continue to improve to meet operational needs of the business.

Except as noted above, information on likely developments in the operations of the consolidated entity and the expected results of operations have not been included in this report because the directors believe it would be likely to result in unreasonable prejudice to the consolidated entity.

Environmental regulations

The consolidated entity is not subject to any significant environmental regulation under Australian Commonwealth or State law.

Information on directors

Name:	Roderick John Sutton
Title:	Non-Executive Director
Experience and expertise:	Mr Sutton has over 25 years' experience in business advisory and management. He is currently a Special Advisor to the Asia Pacific region of FTI Consulting, a professional services and consulting business listed on the New York Stock Exchange. Upon joining FTI Consulting in 2020, Rod was appointed as its Chairman of Asia Pacific. In that role he had oversight of all elements of the Asia Pacific business including FTI Consulting's numerous client-facing activities, regional and global strategy, vetting of acquisition opportunities, and management of all support functions.
Other current directorships:	None
Former directorships (last 3 years):	None
Special responsibilities:	Chair of the Audit & Risk Management Committee (effective 19 December 2019 and re-appointed 2 September 2020)
Interests in shares:	1,539,000 ordinary shares
Interests in Options:	None
Name:	Lee Bug Huy (Techatut Sukcharoenkraisri)
Title:	Executive Director
Experience and expertise:	Mr Lee is Vice President at the Casino at Star Vegas Casino & Resorts Co, Ltd where he has been responsible for developing the model for the slot machine business. He has significant experience in gaming and casino management and has previously acted as an executive director of the Company (previously appointed on 1 July 2015). Mr Lee holds a BSc majoring in Chemical Engineering.
Other current directorships:	None
Former directorships (last 3 years):	None
Special responsibilities:	Chief Executive Officer (effective 3 September 2020)
Interests in shares:	260,451,476 ordinary shares
Interests in Options:	None

Information on directors (continued)

<p>Name: Title: Experience and expertise:</p>	<p>Porntat Amatavivadhana Non-Executive Chairman</p> <p>Mr Amatavivadhana is a founding principal and CEO of Infinite Capital, a successful boutique corporate advisory firm based in Bangkok. He has considerable experience in mergers & acquisitions, corporate restructuring and capital raisings. Mr Amatavivadhana is currently an independent director at Sansiri Plc, one of the largest real estate developers in Thailand, which is listed on the Stock Exchange of Thailand. Mr Amatavivadhana has also previously acted as non-executive director of the Company (previously appointed 1 July 2015). Mr Amatavivadhana holds a MSc in Management Science and a BA in Finance and Banking.</p>
<p>Other current directorships: Former directorships (last 3 years): Special responsibilities: Interests in shares: Interests in Options:</p>	<p>Sansiri Plc (BKK: SIRI) None None 3,355,405 ordinary shares None</p>
<p>Name: Title: Experience and expertise:</p>	<p>Andrew Guy Phillips Independent non-executive director</p> <p>Mr Phillips brings over 25 years' experience working in senior financial and commercial management positions with both publicly listed companies and multinationals based in Australia and New Zealand. He has a thorough knowledge of international finance and corporate services and has an extensive network of contacts throughout Asia and the Americas.</p>
<p>Other current directorships: Former directorships (last 3 years): Special responsibilities: Interests in shares: Interests in Options:</p>	<p>Lithium Power International Ltd (ASX: LPI) Southern Cross Exploration NL (ASX: SXX) None None None None</p>
<p>Name: Title: Experience and expertise:</p>	<p>Issaraya Intrapai boon Non-executive director</p> <p>Mr Intrapai boon has over 20 years' experience in engineering, operation, maintenance and planning within the water section. He is currently the Manager Treatment Plants for Unitywater, Australian provider of essential water supply and sewage treatment services, bringing in-depth capability in leading large teams and managing an operational budget of \$20+ million.</p>
<p>Other current directorships: Former directorships (last 3 years): Special responsibilities: Interests in shares: Interests in Options:</p>	<p>None None None None None</p>

'Other current directorships' and 'Former directorships (last 3 years)' quoted above are directorships for listed entities only, and exclude directorships of all other types of entities, unless otherwise stated.

Company secretary

The company secretary is Mr Hasaka Martin. Mr Martin is the company secretary of Emerson Corporate Services which offers a full range of compliance and company secretarial services to companies, funds and family offices.

Meetings of directors

The number of meetings of the company's Board of Directors ('the Board') and of each Board committee held during the year ended 30 June 2022, and the number of meetings attended by each director were:

	Full board		Audit & Risk Management Committee		Nominations, Remuneration & Corporate Governance Committee	
	Attended	Held	Attended	Held	Attended	Held
Roderick John Sutton	5	6	3	3	-	-
Lee Bug Huy	6	6	3	3	-	-
Pornrat Amatavivadhana	6	6	3	3	-	-
Andrew Phillips	3	6	3	3	-	-
Issaraya Intrapaiboon	6	6	3	3	-	-

Held: represents the number of meetings held during the time the director held office or was a member of the relevant committee.

Remuneration report (audited)

The remuneration report details the key management personnel remuneration arrangements for the consolidated entity, in accordance with the requirements of the Corporations Act 2001 and its Regulations.

Key management personnel are those persons having authority and responsibility for planning, directing and controlling the activities of the entity, directly or indirectly, including all directors.

The remuneration report is set out under the following main headings:

- Executive Summary
- Principles used to determine the nature and amount of remuneration
- Details of remuneration
- Share-based compensation
- Additional disclosures relating to key management personnel

Executive Summary

Donaco uses a simple framework for executive remuneration, consisting of three elements:

1. Fixed remuneration, consisting of base salary, superannuation and non-monetary benefits (if any)
2. Short-term incentives, which are paid in cash, but only if executives satisfy applicable key performance indicators ("KPIs")
3. Long-term incentives, under which executives may receive annual grants of restricted shares purchased on market, but only if applicable KPIs are satisfied. The shares vest over a three-year period.

For short-term incentives in FY22, the following KPIs applied:

1. Achievement of the budgeted earnings before interest, tax, depreciation and amortisation (EBITDA) target for the Donaco Group (30%)
2. Achievement of the budgeted revenue target for the Star Vegas property, in Thai Baht terms (25%)
3. Achievement of the budgeted revenue target for the Aristo property, in Chinese Renminbi terms (25%)
4. Achievement of a personal KPI relating to the executive's individual areas of responsibility (20%)

The first three KPIs above were not satisfied for FY22. One executive satisfied their personal KPI during the year.

For long-term incentives in FY22, the following KPI was required to be satisfied:

1. Achievement of the budgeted earnings before interest, tax, depreciation and amortisation (EBITDA) target for the Donaco Group

This KPI was not satisfied, and accordingly no long-term incentives were awarded.

Shareholders should note that share price movements per se are not an applicable KPI. Share prices are affected by many factors beyond the control of management. However all of the applicable KPIs should, if achieved, have a positive impact on Donaco's performance, which would normally be reflected in the share price, subject to any external factors. Accordingly, the remuneration framework focuses executives on matters that they can control, which are expected to provide benefits to shareholders through a higher share price.

In addition, the award of restricted shares under the long term incentive plan aligns the interests of executives with shareholders. Executives benefit directly if the share price increases, and also suffer directly if the share prices decreases.

Remuneration report (audited) (continued)

Principles used to determine the nature and amount of remuneration

Introduction

The performance of the consolidated entity depends on the quality of its directors and executives. The remuneration philosophy is to attract and retain high quality personnel, and motivate them to achieve high performance.

The objective of the consolidated entity's executive reward framework is to ensure reward for performance is competitive and appropriate for the results delivered. The framework aligns executive reward with the achievement of strategic objectives and the creation of value for shareholders, and it is considered to conform to the market best practice for the delivery of reward.

Board Oversight

The Board has an established Nominations, Remuneration and Corporate Governance Committee (the "Remuneration Committee"). It is primarily responsible for setting the overall remuneration policy and guidelines for the Company, and its functions include:

- reviewing and recommending to the Board for approval, the Company's general approach towards remuneration, and to oversee the development and implementation of remuneration programs;
- reviewing and recommending to the Board for approval, corporate goals and objectives relevant to the remuneration of the Managing Director/Chief Executive Officer, and evaluating the performance of the Managing Director/Chief Executive Officer in light of those goals and objectives;
- reviewing and recommending to the Board for approval, remuneration programs applicable to the Company executives, and ensuring that these programs differ from the structure of remuneration for non-executive directors; and
- reviewing the remuneration of non-executive directors, and ensuring that the structure of non-executive directors' remuneration is clearly distinguished from that of executives by ensuring that non-executive directors are remunerated by way of fees, do not participate in schemes designed for the remuneration of executives, do not receive options or bonus payments, and are not provided with retirement benefits other than statutory superannuation.

All matters in respect of nomination and remuneration are currently being addressed at the Board level.

Remuneration Framework

In consultation with external remuneration consultants when necessary (refer to the section 'Use of Remuneration Consultants' below), the Remuneration Committee has structured an executive remuneration framework that is market competitive and complementary to the reward strategy of the consolidated entity. The framework is designed to satisfy the following key criteria for good reward governance practices:

- aligned to shareholders' interests
- competitiveness and reasonableness
- performance linkage/alignment of executive compensation
- transparency

The remuneration framework is aligned to shareholders' interests:

- has economic profit as a core component of plan design
- focuses on sustained growth in shareholders wealth, consisting of growth in share price, as well as focusing the executive on key non-financial drivers of values
- attracts and retains high calibre executives

The remuneration framework is also aligned to program participants' interests, in that it:

- rewards capability and experience
- reflects competitive reward for contribution to growth in shareholders wealth
- provides a clear structure for earning rewards

All remuneration paid to directors and executives is valued at cost to the Company and expensed.

In accordance with best practice corporate governance, the structures of remuneration for non-executive directors and for executives are separate.

Remuneration report (audited) (continued)

Principles used to determine the nature and amount of remuneration (continued)

Non-executive directors remuneration

Fees and payments to non-executive directors reflect the demands which are made on, and the responsibilities of, the directors. Non-executive directors' fees and payments are reviewed annually by the Remuneration Committee. The Remuneration Committee may, from time to time, receive advice from independent remuneration consultants to ensure non-executive directors' fees and payments are appropriate and in line with the market.

There are no bonuses payable to non-executive directors, and there are no termination payments for non-executive directors on retirement from office, other than statutory superannuation entitlements. Non-executive directors are not granted options or shares.

ASX Listing Rules require that the aggregate of non-executive directors' remuneration be determined periodically by a general meeting. The most recent determination was at the 2013 Annual General Meeting, where the shareholders approved a maximum aggregate remuneration of \$750,000, including statutory superannuation contributions.

Executive remuneration

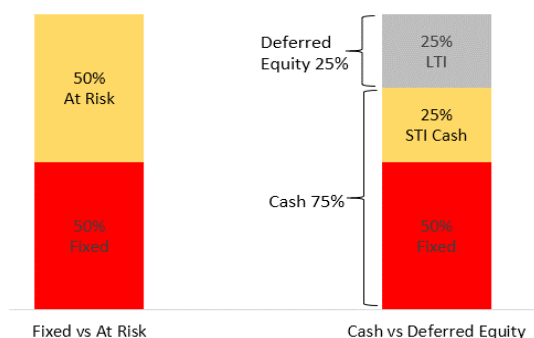
The consolidated entity's remuneration policy is to ensure that executive remuneration packages properly reflect a person's duties and responsibilities, and that remuneration is competitive in attracting, retaining and motivating executives of the highest calibre. As a result, remuneration packages for the Managing Director/Chief Executive Officer and senior executives include both fixed and performance-based remuneration.

The executive remuneration and reward framework has three components:

- fixed remuneration, consisting of base salary and non-monetary benefits, together with other statutory forms of remuneration such as superannuation and long service leave
- short-term incentives, paid in cash
- long term incentives, currently consisting of restricted shares purchased on market

The combination of these components comprises the executive's total remuneration.

Senior Executives Remuneration Mix



Fixed remuneration

Fixed remuneration, consisting of base salary, superannuation and non-monetary benefits (if any), is determined by considering the scope of the executive's responsibility, importance to the business, competitiveness in the market, and assessed potential. The total remuneration package for executives includes superannuation and other non-cash benefits to reflect the total employment cost to the Company, inclusive of any fringe benefits tax.

Fixed remuneration is reviewed annually by the Remuneration Committee, based on individual and business unit performance, the overall performance of the consolidated entity, and comparable market remuneration.

Executives may receive their fixed remuneration in the form of cash or other fringe benefits (for example motor vehicle benefits) where it does not create any additional costs to the consolidated entity and provides additional value to the executive.

The objective of the fixed remuneration component is to attract and retain high quality executives, and to recognise market relativities and statutory requirements.

Short term incentives

The short term incentive (STI) framework provides senior executives with the opportunity to earn an annual cash bonus, up to a maximum amount of 50% of base salary. Clear key performance indicators (KPIs) have been established by the Remuneration Committee. Achievement of these KPIs gives the executive an opportunity to earn a fixed percentage of their maximum STI, subject to final review and approval by the Board.

DONACO INTERNATIONAL LIMITED

ABN 28 007 424 777

30 June 2022

Remuneration report (audited) (continued)

Principles used to determine the nature and amount of remuneration (continued)

For FY22, the KPIs applied and the applicable percentage of STI were:

1. Achievement of the budgeted earnings before interest, tax, depreciation and amortisation (EBITDA) target for the Donaco Group. The applicable EBITDA target was AUD15.4m (This KPI is worth 30% of the potential incentive).
2. Achievement of the budgeted revenue target for the Star Vegas property, in Thai Baht terms. The applicable revenue target was THB399.0 million (25%).
3. Achievement of the budgeted revenue target for the Aristo property, in Chinese Renminbi terms. The applicable revenue target was RMB17.1 million (25%).
4. Achievement of a personal KPI relating to the executive's individual areas of responsibility (20%).

The objective of these KPIs is clearly designed to focus on financial criteria, including top line revenue growth, while maintaining a focus on disciplined cost control, as expressed through the EBITDA target for the Group. In addition, executives also maintained a focus on key non-financial criteria, relating to the personal KPI applicable to the individual executive's area of responsibility.

The first three KPIs above were not satisfied for FY22. One executive satisfied their personal KPI during the year.

Long term incentives

The long-term incentive ('LTI') program currently consists of restricted shares purchased on market. This plan was adopted in FY17 to replace the former option plan, which was thought to be excessively complex, and could potentially result in significant dilution of shareholders.

The objective of the LTI component is to focus on sustainable shareholder value creation, as expressed through share price growth.

Under the LTI plan, the Board has actively sought to align senior executive remuneration with shareholder interests. Shares are purchased on market and held in an employee share trust (the Trust). The shares will vest to the employees over the vesting period of three years. The aim of the scheme is to ensure that executives are motivated to think like shareholders, with a focus on taking actions that will lead to sustainable increases in the share price. The structure of the scheme also ensures that there is no dilution of shareholders.

The total annual dollar value of shares to be purchased is a maximum of A\$1,000,000. The number of shares to be purchased each year will depend on the share price at the time that purchases take place.

The scheme is executed in a similar manner to an on-market buy-back, allowing the Trust to stand in the market and purchase shares at appropriate times. However, the shares will not be cancelled, but will be held in the Trust, to be distributed to employees over the vesting period of three years.

LTI awards are made on an annual basis, subject to achievement of applicable KPIs. This ensures that at any given time, the executives have at risk a number of LTI awards, with different vesting periods and amounts. This helps to smooth out both the risk and the cash flow for the Company and for executives.

The LTI scheme allows for an award of a maximum of 50% of base salary in the form of restricted shares, subject to achievement of applicable KPIs which are set annually.

During FY22 and FY21, the Trust did not purchase any shares on market. The applicable KPI was not satisfied in both years, and accordingly no awards of shares were made.

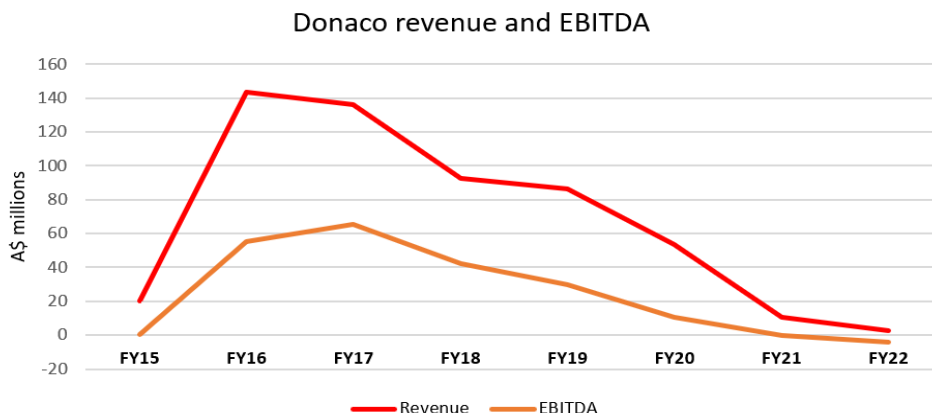
Relationship between remuneration policy and company performance

As detailed above, Donaco's remuneration policy is directly linked to company performance, particularly in relation to top-line revenue growth and cost control, to ultimately create long-term shareholder value. STI and LTI awards are dependent on defined KPIs being met, which are primarily financial in nature, and are at the discretion of the Remuneration Committee.

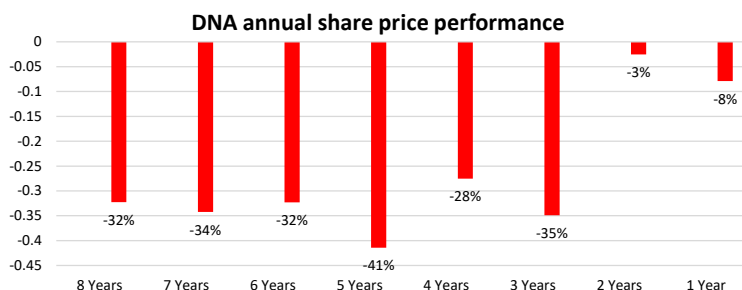
Remuneration report (audited) (continued)

Principles used to determine the nature and amount of remuneration (continued)

Over the six-year period from FY15 to FY20, revenue and EBITDA have increased at an average annual growth rate of 21.25% and 79.94% respectively, driven by Star Vegas becoming part of the Group at the beginning of FY16. However, the ongoing COVID-19 pandemic has adversely affected revenue and EBITDA in the FY21 and FY22 years, which in turn has resulted in a decline in average growth rates over the eight-year period to FY22.



Donaco's share price has been declining in recent years, reflecting lower earnings brought on by the Star Vegas vendor's breaches of the non-compete agreement, and market concerns over the resulting legal disputes, and in FY20, FY21 and FY22 as a result of the COVID-19 pandemic.



The Nominations, Remuneration and Corporate Governance Committee considers that the remuneration framework has an appropriate mix of fixed and performance based remuneration. Since performance during FY22 did not meet expectations, executives forfeited all or the majority of their short term incentive, and also forfeited all of their long term incentive.

The Committee also considers that the remuneration framework in place will assist to increase shareholder wealth if maintained over the coming years, subject to any adjustments that are necessary or desirable to reflect the Company's circumstances.

Use of remuneration consultants

There were no remuneration consultants engaged during the financial years ended 30 June 2021 and 30 June 2022.

Details of remuneration

Amounts of remuneration

Details of the remuneration of key management personnel of the consolidated entity are set out in the following tables.

The key management personnel of the consolidated entity consisted of the following directors of Donaco International Limited:

- Roderick John Sutton - Non-Executive Director
- Pornrat Amatavivadhana - Non-Executive Chairman
- Lee Bug Huy - Executive Director
- Andrew Phillips - Non-Executive Director
- Issaraya Intrapalboon - Non-Executive Director

And the following person:

- Gordon Lo - Chief Financial Officer

Remuneration report (audited) (continued)

	Short-term benefits			Post employment benefits	Long-term benefits	Share-based payments	Total
	Cash salary and fees	Termination payment	Bonus	Super	Leave entitlements	Equity-settled	
2022	\$	\$	\$	\$	\$	\$	\$
<i>Non-Executive Directors:</i>							
Roderick Sutton	120,000	-	-	-	-	-	120,000
Porntat Amatavivadhana	120,000	-	-	-	-	-	120,000
Andrew Phillips	132,000	-	-	-	-	-	132,000
Issaraya Intrapai boon	120,000	-	-	12,000	-	-	132,000
<i>Executive Directors:</i>							
Lee Bug Huy	300,000	-	-	-	-	-	300,000
<i>Other Key Management Personnel:</i>							
Gordon Lo	248,949	-	92,820	3,177	-	-	344,946
	1,040,949	-	92,820	15,177	-	-	1,148,946

The bonus above was paid during FY22 and relates to performance for the period 1 January 2021 to 31 December 2021.

No bonus amounts were accrued to directors and key management personnel in FY22 for performance during FY22.

	Short-term benefits			Post employment benefits	Long-term benefits	Share-based payments	Total
	Cash salary and fees	Termination payment	Bonus	Super	Leave entitlements	Equity-settled	
2021	\$	\$	\$	\$	\$	\$	\$
<i>Non-Executive Directors:</i>							
Norman Ashton	20,000	-	-	-	-	-	20,000
Roderick Sutton	120,001	-	-	-	-	-	120,001
Simon Vertullo	18,000	-	-	-	-	-	18,000
Porntat Amatavivadhana	110,000	-	-	-	-	-	110,000
Andrew Phillips	109,327	-	-	-	-	-	109,327
Issaraya Intrapai boon	99,545	-	-	9,457	-	-	109,002
<i>Executive Directors:</i>							
Kurkye Wong	105,482	110,959	-	-	-	-	216,441
Yan Ho Leo Chan	105,482	110,959	-	-	-	-	216,441
Lee Bug Huy	260,000	-	-	-	-	-	260,000
<i>Other Key Management Personnel:</i>							
Paul Arbuckle	31,525	-	-	1,808	-	-	33,333
Gordon Lo	247,415	-	93,303	3,169	-	-	343,887
	1,226,777	221,918	93,303	14,434	-	-	1,556,432

The bonus above was paid during FY21 and relates to performance for the period 1 January 2020 to 31 December 2020.

No bonus amounts were accrued to directors and key management personnel in FY21 for performance during FY21.

Remuneration report (audited) (continued)

Details of remuneration (continued)

The proportion of remuneration linked to performance and the fixed proportion are as follows:

Name	Fixed remuneration		At risk - STI		At risk - LTI	
	2022	2021	2022	2021	2022	2021
<i>Non-Executive Directors:</i>						
Norman Ashton	n/a	100%	n/a	0%	n/a	0%
Roderick Sutton	100%	100%	0%	0%	0%	0%
Simon Vertullo	n/a	100%	n/a	0%	n/a	0%
Porntat Amatavivadhana	100%	100%	0%	0%	0%	0%
Andrew Phillips	100%	100%	0%	0%	0%	0%
Issaraya Intrapai boon	100%	100%	0%	0%	0%	0%
<i>Executive Directors:</i>						
Kurkye Wong	n/a	100%	n/a	0%	n/a	0%
Yan Ho Leo Chan	n/a	100%	n/a	0%	n/a	0%
Lee Bug Huy	100%	100%	0%	0%	0%	0%
<i>Other Key Management Personnel:</i>						
Paul Arbuckle	n/a	100%	n/a	0%	n/a	0%
Gordon Lo	73%	74%	27%	26%	0%	0%

The proportion of the cash bonus paid/payable or forfeited is as follows:

Name	Cash bonus paid/payable		Cash bonus forfeited	
	2022	2021	2022	2021
<i>Other Key Management Personnel:</i>				
Gordon Lo	100%	100%	0%	0%

Criteria for performance-based remuneration

The short-term incentive ('STI') program is designed to align the targets of executives with the targets of the consolidated entity. STI payments are granted to executives based on specific annual targets and key performance indicators ('KPIs') being achieved. The Board, advised by the Nominations, Remuneration and Corporate Governance Committee, applied these criteria in determining the award of performance-based remuneration during the year.

For performance during FY22, the relevant criteria for the award of bonuses relate to revenue growth at each operating business, namely the Star Vegas and the Aristo International Hotel, as well as the achievement of budgeted EBITDA targets for the consolidated entity, and a personal KPI for each executive.

There were no share options granted or forfeited during the year (2021: nil).

There were no shares granted or forfeited during the year.

Service Agreements

Remuneration and other terms of employment for the Chief Executive Officer, Chief Financial Officer and the other key management personnel are formalised in contracts of employment. The service agreements specify the components of remuneration, benefits and notice periods. The specified executives are employed under contracts with no fixed term. The company may terminate the contracts immediately if the executive is guilty of serious misconduct or wilful neglect of duties. Otherwise, the company may terminate the contracts by giving between three to six months' notice or paying three to six months' salary, as stipulated in the contracts.

Remuneration report (audited) (continued)

Share-based compensation

Shares

There were no shares granted as part of compensation during the year ended 30 June 2022.

Options

There were no options issued as part of compensation during the year ended 30 June 2022.

There were no options over ordinary shares granted to or vested by directors and other key management personnel as part of compensation during the year ended 30 June 2022.

Additional disclosures relating to key management personnel

Shareholding

The number of shares in the company held during the financial year by each director and other members of key management personnel of the consolidated entity, including their personally related parties, is set out below:

	Balance at the start of the year	Received as part of remuneration	Additions / (Disposals)	Other changes during the year	Balance at the end of the year
<i>Ordinary shares</i>					
Roderick Sutton	1,539,000	-	-	-	1,539,000
Gordon Lo	-	-	-	-	-
Lee Bug Huy	260,451,476	-	-	-	260,451,476
Pornrat Amatavivadhana	3,355,405	-	-	-	3,355,405
Andrew Phillips	-	-	-	-	-
Issaraya Intrapai boon	-	-	-	-	-

Option holding

There were no options over ordinary shares in the company held during the financial year.

Transactions with related parties and key management personnel

The following transactions occurred with related parties during 2022:

	Consolidated	
	2022	2021
	\$	\$
Non-competition settlement amount from vendors of DNA Star Vegas	-	50,885,800
Settlement of management fee payable and interest expense to vendors of DNA Star Vegas	-	(24,103,800)
Interest expenses on shareholder loan from Mr Lee Bug Huy	(460,905)	-

The above transactions occurred at commercial rates.

Loans to/from related parties

The following loan balances were held with related parties at year end:

	Consolidated	
	2022	2021
	\$	\$
Shareholder loan from Mr Lee Bug Huy	15,140,354	-

The loan was made on normal commercial terms and conditions at market rates.

This concludes the remuneration report, which has been audited.

Shares under option

There were no unissued ordinary shares of Donaco International Limited under option at the date of this report.

Shares issued on the exercise of options

There were no ordinary shares of Donaco International Limited issued, during the year ended 30 June 2022 and up to the date of this report, on the exercise of options granted (2021: nil).

Indemnity and insurance of auditor

The company has not, during or since the end of the financial year, indemnified or agreed to indemnify the auditor of the company or any related entity against a liability incurred by the auditor.

During the financial year, the company has not paid a premium in respect of a contract to insure the auditor of the company or any related entity.

Proceedings on behalf of the company

No person has applied to the Court under section 237 of the Corporations Act 2001 for leave to bring proceedings on behalf of the company, or to intervene in any proceedings to which the company is a party for the purpose of taking responsibility on behalf of the company for all or part of those proceedings.

Non-audit services

Details of the amounts paid or payable to the auditor for non-audit services provided during the financial year by the auditor are outlined in note 28 to the financial statements.

The directors are satisfied that the provision of non-audit services during the financial year, by the auditor (or by another person or firm on the auditor's behalf), is compatible with the general standard of independence for auditors imposed by the Corporations Act 2001.

The directors are of the opinion that the services as disclosed in note 28 to the financial statements do not compromise the external auditor's independence requirements of the Corporations Act 2001 for the following reasons:

- all non-audit services have been reviewed and approved to ensure that they do not impact the integrity and objectivity of the auditor; and
- none of the services undermine the general principles relating to auditor independence as set out in APES 110 Code of Ethics for Professional Accountants issued by the Accounting Professional and Ethical Standards Board, including reviewing or auditing the auditor's own work, acting in a management or decision-making capacity for the company, acting as advocate for the company or jointly sharing economic risks and rewards.

Auditor

Crowe Sydney continues in office in accordance with section 327 of the Corporations Act 2001.

The directors have granted an approval under section 324DAA of the Corporations Act 2001 to extend the rotation period of the lead auditor for an additional two years, ending on 30 June 2023.

The Audit Committee Members were satisfied that the approval:

- was consistent with maintaining the quality of the audit provided to the company; and
- would not give rise to a conflict-of-interest situation (as defined in section 324CD of the Corporations Act 2001).

Notification of the approval to extend the auditor term has been made in accordance with section 324DAC of the Corporations Act 2001.

Officers of the company who are former partners of Crowe Sydney

There are no officers of the company who are former partners of Crowe Sydney.

DONACO INTERNATIONAL LIMITED
ABN 28 007 424 777
30 June 2022

Auditor's independence declaration

A copy of the auditor's independence declaration as required under section 307C of the Corporations Act 2001 is set out on the following page.

This report is made in accordance with a resolution of directors, pursuant to section 298 (2) (1) of the *Corporation Act 2001* .

On behalf of the directors



Mr Porntat Amatavivadhana
Non-Executive Chairman

28 September 2022
Sydney

For personal use only

28 September 2022

The Board of Directors
Level 43
25 Martin Place
Sydney NSW 2000
Australia

Dear Board Members

Donaco International Limited

In accordance with section 307C of the Corporations Act 2001, I am pleased to provide the following declaration of independence to the Directors of Donaco International Limited.

As lead audit partner for the audit of the financial report of Donaco International Limited for the year ended 30 June 2022, I declare that to the best of my knowledge and belief, that there have been no contraventions of:

- (i) the auditor independence requirements of the Corporations Act 2001 in relation to the audit; and
- (ii) any applicable code of professional conduct in relation to the audit.

Yours sincerely,



Crowe Sydney



Suwarti Asmono
Partner

Liability limited by a scheme approved under Professional Standards Legislation.

The title 'Partner' conveys that the person is a senior member within their respective division, and is among the group of persons who hold an equity interest (shareholder) in its parent entity, Findex Group Limited. The only professional service offering which is conducted by a partnership is external audit, conducted via the Crowe Australasia external audit division and Unison SMSF Audit. All other professional services offered by Findex Group Limited are conducted by a privately owned organisation and/or its subsidiaries.

Findex (Aust) Pty Ltd, trading as Crowe Australasia is a member of Crowe Global, a Swiss Verein. Each member firm of Crowe Global is a separate and independent legal entity. Findex (Aust) Pty Ltd and its affiliates are not responsible or liable for any acts or omissions of Crowe Global or any other member of Crowe Global. Crowe Global does not render any professional services and does not have an ownership or partnership interest in Findex (Aust) Pty Ltd. Services are provided by Crowe Sydney, an affiliate of Findex (Aust) Pty Ltd. Liability limited by a scheme approved under Professional Standards Legislation.

© 2022 Findex (Aust) Pty Ltd

For personal use only

DONACO INTERNATIONAL LIMITED
Statement of profit or loss and other comprehensive income
For the year ended 30 June 2022

	Note	Consolidated	
		2022 \$	2021 \$
Revenue from continuing operations	4	2,437,085	10,319,467
Other income	5	-	50,885,800
Total income		<u>2,437,085</u>	<u>61,205,267</u>
Expenses			
Food and beverages		(252,365)	(380,809)
Employee benefits expense		(3,188,848)	(4,792,577)
Depreciation and amortisation expense		(8,358,521)	(8,984,417)
Impairment expense	6	(736,637)	(8,784,961)
Legal and compliance		(633,915)	(848,507)
Marketing and promotions		(31,206)	(691,000)
Professional & consultants		(328,930)	(413,481)
Property costs		(1,185,798)	(1,929,903)
Telecommunications and hosting		(114,048)	(148,926)
Gaming costs		(118,204)	(100,933)
Administrative expenses		(1,022,654)	(1,231,412)
Net loss on foreign exchange		(1,391,201)	(45,726)
Other expenses		(15,137)	(15,822)
Finance costs	6	(1,666,579)	(6,636,504)
Total expenses		<u>(19,044,043)</u>	<u>(35,004,978)</u>
(Loss) / profit before income tax expense from continuing operations		(16,606,958)	26,200,289
Income tax expense	7	(59,414)	(1,253,339)
(Loss) / profit after income tax expense for the year		(16,666,372)	24,946,950
Other comprehensive income / (loss)			
<i>Items that may be reclassified subsequently to profit or loss</i>			
Foreign currency translation		7,824,283	(14,357,740)
Other comprehensive income / (loss) for the year, net of tax		<u>7,824,283</u>	<u>(14,357,740)</u>
Total comprehensive (loss) / income for the year		<u>(8,842,089)</u>	<u>10,589,210</u>
(Loss) / profit for the year is attributable to:			
Non-controlling interest		(174,744)	(230,176)
Owners of Donaco International Limited		<u>(16,491,628)</u>	<u>25,177,126</u>
		<u>(16,666,372)</u>	<u>24,946,950</u>
Total comprehensive (loss) / income for the year is attributable to:			
Non-controlling interest		(174,744)	(230,176)
Owners of Donaco International Limited		<u>(8,667,345)</u>	<u>10,819,386</u>
		<u>(8,842,089)</u>	<u>10,589,210</u>
(Loss) / profit per share for (loss) / profit attributable to the owners of Donaco International Limited		Cents	Cents
Basic (loss) / earnings per share	35	(1.34)	2.10
Diluted (loss) / earnings per share	35	(1.34)	2.10

The above statement of profit or loss and other comprehensive income should be read in conjunction with the accompanying notes.

DONACO INTERNATIONAL LIMITED
Statement of financial position
As at 30 June 2022

	Note	Consolidated 2022 \$	2021 \$
Assets			
Current assets			
Cash and cash equivalents	8	6,092,656	6,316,530
Trade and other receivables	9	318,349	1,241,609
Inventories	10	700,217	712,622
Other current assets	11	314,157	345,948
Total current assets		<u>7,425,379</u>	<u>8,616,709</u>
Non-current assets			
Property, plant and equipment	12	170,408,030	170,963,833
Intangibles (including licences)	13	20,094,128	19,048,737
Construction in progress	14	493,307	456,257
Deferred tax assets		48,815	28,974
Other non-current assets	15	758,439	3,947
Total non-current assets		<u>191,802,719</u>	<u>190,501,748</u>
Total assets		<u>199,228,098</u>	<u>199,118,457</u>
Liabilities			
Current liabilities			
Trade and other payables	16	18,224,865	16,213,767
Lease liabilities	21	-	41,445
Borrowings	17	16,939,518	11,097,986
Income tax payable	18	1,488,914	1,291,435
Employee benefits	19	96,344	75,887
Total current liabilities		<u>36,749,641</u>	<u>28,720,520</u>
Non-current liabilities			
Trade and other payables	20	10,842	12,814
Lease liabilities	21	8,575,146	7,650,565
Total non-current liabilities		<u>8,585,988</u>	<u>7,663,379</u>
Total liabilities		<u>45,335,629</u>	<u>36,383,899</u>
Net assets		<u>153,892,469</u>	<u>162,734,558</u>
Equity			
Issued capital	22	372,584,126	372,584,126
Reserves	23	41,146,061	33,321,778
Accumulated losses	24	(261,464,559)	(244,972,931)
Equity attributable to the owners of Donaco International Limited		152,265,628	160,932,973
Non-controlling interest		1,626,841	1,801,585
Total equity		<u>153,892,469</u>	<u>162,734,558</u>

The above statement of financial position should be read in conjunction with the accompanying notes.

DONACO INTERNATIONAL LIMITED
Statement of changes in equity
For the year ended 30 June 2022

Consolidated	Note	Issued capital \$	Reserves \$	Accumulated losses \$	Non-controlling interest \$	Total equity \$
Balance at 1 July 2020		358,372,299	47,679,518	(270,150,057)	2,031,761	137,933,521
Profit after income tax for the year		-	-	25,177,126	(230,176)	24,946,950
Other comprehensive loss for the year, net of tax		-	(14,357,740)	-	-	(14,357,740)
Total comprehensive income for the year		-	(14,357,740)	25,177,126	(230,176)	10,589,210
<i>Transactions with owners in their capacity as owners:</i>						
Contributions of equity, net of transaction costs	22	14,211,827	-	-	-	14,211,827
Balance at 30 June 2021		<u>372,584,126</u>	<u>33,321,778</u>	<u>(244,972,931)</u>	<u>1,801,585</u>	<u>162,734,558</u>
Balance at 1 July 2021		372,584,126	33,321,778	(244,972,931)	1,801,585	162,734,558
Loss after income tax for the year		-	-	(16,491,628)	(174,744)	(16,666,372)
Other comprehensive income for the year, net of tax		-	7,824,283	-	-	7,824,283
Total comprehensive loss for the year		-	7,824,283	(16,491,628)	(174,744)	(8,842,089)
Balance at 30 June 2022		<u>372,584,126</u>	<u>41,146,061</u>	<u>(261,464,559)</u>	<u>1,626,841</u>	<u>153,892,469</u>

The above statement of changes in equity should be read in conjunction with the accompanying notes.

DONACO INTERNATIONAL LIMITED
Statement of cash flows
For the year ended 30 June 2022

	Note	Consolidated	
		2022	2021
		\$	\$
Cash flow from operating activities			
Receipts from customers		2,726,753	12,558,829
Payments to suppliers and employees		(8,091,736)	(16,262,873)
		<u>(5,364,983)</u>	<u>(3,704,044)</u>
Interest received		965	1,559
Interest and other finance costs paid		(346,883)	(838,424)
Government levies, gaming taxes, income taxes and GST		(51)	(59)
Net cash flows from operating activities	34(a)	<u>(5,710,952)</u>	<u>(4,540,968)</u>
Cash flow from investing activities			
Payments for property, plant and equipment		(1,889)	(187,819)
Net cash flows from investing activities		<u>(1,889)</u>	<u>(187,819)</u>
Cash flow from financing activities			
Proceeds from share issue		-	14,412,881
Share issue transaction costs		-	(201,054)
Proceeds from borrowings	34(b)	14,369,667	493,243
Repayment of borrowings	34(b)	(9,734,849)	(16,150,859)
Payments for principal elements of lease		-	(100,761)
Net cash flows from financing activities		<u>4,634,818</u>	<u>(1,546,550)</u>
Net decrease in cash and cash equivalents		(1,078,023)	(6,275,337)
Cash and cash equivalents, beginning of the financial year		6,316,530	12,630,359
Effects of exchange rate changes on cash and cash equivalents		854,149	(38,492)
Cash and cash equivalents at the end of the financial year	8	<u>6,092,656</u>	<u>6,316,530</u>

The above statement of cash flows should be read in conjunction with the accompanying notes.

DONACO INTERNATIONAL LIMITED
Notes to financial statements
30 June 2022

Note 1. Significant accounting policies

The principal accounting policies adopted in the preparation of the financial statements are set out below. These policies have been consistently applied to all the years presented, unless otherwise stated.

Going concern

At 30 June 2022, the consolidated entity recorded net current liabilities of AU\$29.3 million (30 June 2021: A\$20.1 million). The consolidated entity recorded a net loss after tax of AU\$16.7 million (2021: net profit after tax of AU\$24.9 million), and net operating cash outflows of AU\$5.7 million (2021: AU\$4.5 million) for the year ended on that date.

During the year, Donaco repaid the outstanding loan from Mega Bank, with the final instalment paid on 30 December 2021. An unsecured loan facility agreement was signed in July 2021 with Mr Lee Bug Huy, the current Chief Executive Officer and executive director, for a loan of US\$7.8 million (AU\$11.3 million as at 30 June 2022 spot rate). An additional loan facility agreement was entered into on 2 May 2022 for an additional US\$5 million (AU\$7.3 million at the 30 June 2022 spot rate). As at 30 June 2022, US\$10.4 million had been drawn down on the loan, leaving an unutilised portion of US \$2.4 million (AU\$15.1 million and AU\$3.5 million respectively as at 30 June 2022 spot rate). The majority of the loan terms are materially the same as those of the Mega Bank facility, including an interest rate of 6% per annum. The original loan facility of US\$7.8 million (AU\$11.3 million as at 30 June 2022 spot rate) is due to be repaid three years from the first drawdown, while the additional loan facility of US\$5 million (AU\$7.3 million at the 30 June 2022 spot rate) is due to be repaid four years from the first drawdown under the additional facility agreement. The lender however may at any time require early repayment with a minimum of one month's prior notice. The lender has provided a letter of financial support to Donaco which states that he will not withdraw or call upon the loan should it affect any creditor of the Company in a detrimental way. Such financial support is provided for the foreseeable future covering a minimum period of 12 months from the date of issue of the audited financial statements for the year ended 30 June 2022.

Notwithstanding the net current liability position and lingering conditions surrounding COVID-19, management have prepared the 30 June 2022 financial report on a going concern basis. The DNA Star Vegas (DSV) casino in Cambodia recommenced operations on 18 June 2022, following a temporary closure as a result of government-mandated restrictions since 27 April 2021. The Aristo casino in Vietnam has been operating on a limited basis since 8 May 2020. As a result of these operating restrictions as well as minimal international travel, revenue and EBITDA have been heavily impacted for the year ended 30 June 2022. However, management is optimistic about the future outlook, following the resumption of limited operations for DSV and the reopening of the Cambodian border with Thailand, which has historically been where the vast majority of DSV's customers originate from. The increase in vaccination rates and the decline in COVID-19 infection rates in the region are also encouraging signs that international travel will gradually increase. It is also noted that the construction of the Sapa airport in Lao Cai presents a significant opportunity for Aristo to attract a significant number of new customers. Under the restrictions, management has continued to focus on cost control measures to ensure its monthly cash burn rate remains within their targeted range and is implementing strategic initiatives to target significant growth once the external conditions stabilise. Management also expects that its cash flow position will continue to improve to meet operational needs of the business.

The Board of Directors acknowledges that there is significant uncertainty over Donaco's ability to meet its working capital requirements. In the event that Donaco is unable to raise additional capital or debt to meet working capital requirements, or operating restrictions are re-imposed on the DSV casino, then this could have a material impact on the consolidated entity continuing as a going concern.

New, revised or amending Accounting Standards and Interpretations adopted

The consolidated entity has applied the following standard for the first time in the current reporting period:

AASB 2020-8 Amendments to Australian Accounting Standards – Interest Rate Benchmark Reform – Phase 2

The AASB made amendments to AASB 9 Financial Instruments, AASB 139 Financial Instruments: Recognition and Measurement, AASB 7 Financial Instruments: Disclosures, AASB 4 Insurance Contracts and AASB 16 Leases to address issues that arise during the reform of an interest rate benchmark (IBOR), including the replacement of one benchmark with an alternative one.

The above standard did not have a significant impact on the prior and current period financial statements.

DONACO INTERNATIONAL LIMITED
Notes to financial statements
30 June 2022

Note 1. Significant accounting policies (continued)

New Accounting Standards and Interpretations not yet mandatory or early adopted

Australian Accounting Standards and Interpretations that have recently been issued or amended but are not yet mandatory, have not been early adopted by the consolidated entity for the annual reporting period ended 30 June 2022. These standards are not expected to have a material impact on the entity in the current or future reporting periods and on foreseeable future transactions.

Basis of preparation

These general purpose financial statements have been prepared in accordance with Australian Accounting Standards and Interpretations issued by the Australian Accounting Standards Board ('AASB') and the Corporations Act 2001, as appropriate for for-profit oriented entities. These financial statements also comply with International Financial Reporting Standards as issued by the International Accounting Standards Board ('IASB').

Historical cost convention

The financial statements have been prepared under the historical cost convention, except for the revaluation of financial assets and liabilities at fair value through profit or loss and derivative financial instruments.

Critical accounting estimates

The preparation of the financial statements requires the use of certain critical accounting estimates. It also requires management to exercise its judgement in the process of applying the consolidated entity's accounting policies. The areas involving a higher degree of judgement or complexity, or areas where assumptions and estimates are significant to the financial statements, are disclosed in note 2.

Parent entity information

In accordance with the Corporations Act 2001, these financial statements present the results of the consolidated entity only. Supplementary information about the parent entity is disclosed in note 31.

Principles of consolidation

The consolidated financial statements incorporate the assets and liabilities of all subsidiaries of Donaco International Limited ('company' or 'parent entity') as at 30 June 2022 and the results of all subsidiaries for the year then ended. Donaco International Limited and its subsidiaries together are referred to in these financial statements as the 'consolidated entity'.

Subsidiaries are all those entities over which the consolidated entity has control. The consolidated entity controls an entity when the consolidated entity is exposed to, or has rights to, variable returns from its involvement with the entity and has the ability to affect those returns through its power to direct the activities of the entity. Subsidiaries are fully consolidated from the date on which control is transferred to the consolidated entity. They are de-consolidated from the date that control ceases.

Intercompany transactions, balances and unrealised gains on transactions between entities in the consolidated entity are eliminated. Unrealised losses are also eliminated unless the transaction provides evidence of the impairment of the asset transferred. Accounting policies of subsidiaries have been changed where necessary to ensure consistency with the policies adopted by the consolidated entity.

The acquisition of subsidiaries is accounted for using the acquisition method of accounting. A change in ownership interest, without the loss of control, is accounted for as an equity transaction, where the difference between the consideration transferred and the book value of the share of the non-controlling interest acquired is recognised directly in equity attributable to the parent.

Non-controlling interest in the results and equity of subsidiaries are shown separately in the statement of profit or loss and other comprehensive income, statement of financial position and statement of changes in equity of the consolidated entity. Losses incurred by the consolidated entity are attributed to the non-controlling interest in full, even if that results in a deficit balance.

Where the consolidated entity loses control over a subsidiary, it derecognises the assets including goodwill, liabilities and non-controlling interest in the subsidiary together with any cumulative translation differences recognised in equity. The consolidated entity recognises the fair value of the consideration received and the fair value of any investment retained together with any gain or loss in profit or loss.

Note 1. Significant accounting policies (continued)

Operating segments

Operating segments are presented using the 'management approach', where the information presented is on the same basis as the internal reports provided to the Chief Operating Decision Makers ('CODM'). The CODM is responsible for the allocation of resources to operating segments and assessing their performance.

Foreign currency translation

The financial statements are presented in Australian dollars, which is Donaco International Limited's functional and presentation currency.

DNA Star Vegas Co Ltd, a subsidiary within the Group, has casino and hotel operations in Cambodia. Its functional currency is Thai Baht.

Donaco Singapore Pte Ltd has an interest in the Lao Cai International Hotel Joint Venture Company which operates a casino and hotel in Vietnam. The functional currency of the Joint Venture Company is Vietnamese Dong.

The subsidiaries of Donaco that operate in the aforementioned foreign countries are consolidated into the Hong Kong group (Star Vegas Group) and the Singapore Group (Aristo Group). At this level, the presentation currency is US Dollar.

Subsequently, these consolidated groups are consolidated with the Australian operations and converted to Australian dollars.

Foreign currency transactions

Foreign currency transactions are translated into Australian dollars using the exchange rates prevailing at the dates of the transactions. Foreign exchange gains and losses resulting from the settlement of such transactions and from the translation at financial year-end exchange rates of monetary assets and liabilities denominated in foreign currencies are recognised in profit or loss.

Foreign operations

The assets and liabilities of foreign operations are translated into Australian dollars using the exchange rates at the reporting date. The revenues and expenses of foreign operations are translated into Australian dollars using the average exchange rates, which approximate the rates at the dates of the transactions, for the period. All resulting foreign exchange differences are recognised in other comprehensive income through the foreign currency reserve in equity.

Goodwill, casino licence and fair value adjustments arising from the acquisition of a foreign operation are treated as assets and liabilities of the foreign operations and translated at the closing rate.

The foreign currency reserve is recognised in profit or loss when the foreign operation or net investment is disposed of.

Revenue recognition

Revenue is recognised when control of the good or service is transferred to the customer, and only to the extent that it is highly probable that a significant reversal will not occur. Revenue is measured at the fair value of the consideration received or receivable.

Casino revenue

Revenue at the playing tables is recognised upon the differences between chips at the closing and chips at the opening of each table plus chips transferred from the playing table to the cage, less chips transferred from the cage to the playing table. Revenue is recognised on a net basis after commission and profit sharing is paid to junket operators.

Revenue from slot machines represents the amount received over the exchange counter less the amount returned to customers and profit-sharing paid.

Sale of goods

The consolidated entity sale of goods consist of food and beverages sales. Revenue from the sale of goods is recognised at the point of sale, when a group entity sells a product to the customer.

Rendering of services

Revenue from the provision of accommodation and hospitality services is recognised in the accounting period in which the services are provided to the customer.

Complimentary goods or services

For gaming transactions that include complimentary goods or services being provided to customers, the consolidated entity allocates revenue from the gaming transaction to the good or service provided based on the standalone selling price which is the arm's length price for that good or service available to the public.

Interest

Interest revenue is recognised as interest accrues using the effective interest method. This is a method of calculating the amortised cost of a financial asset and allocating the interest income over the relevant period using the effective interest rate, which is the rate that exactly discounts estimated future cash receipts through the expected life of the financial asset to the net carrying amount of the financial asset.

Government grants and incentives

Government grants and incentives are recognised at their fair value where there is reasonable assurance that the grants and incentives will be received and the consolidated entity will comply with all the attached conditions.

Note 1. Significant accounting policies (continued)

Income tax

The income tax expense or benefit for the period is the tax payable on that period's taxable income based on the applicable income tax rate for each jurisdiction, adjusted by the changes in deferred tax assets and liabilities attributable to temporary differences, unused tax losses and the adjustment recognised for prior periods, where applicable.

Deferred tax assets and liabilities are recognised for temporary differences at the tax rates expected to be applied when the assets are recovered or liabilities are settled, based on those tax rates that are enacted or substantively enacted, except for:

- When the deferred income tax asset or liability arises from the initial recognition of goodwill or an asset or liability in a transaction that is not a business combination and that, at the time of the transaction, affects neither the accounting nor taxable profits; or
- When the taxable temporary difference is associated with interests in subsidiaries, associates or joint ventures, and the timing of the reversal can be controlled and it is probable that the temporary difference will not reverse in the foreseeable future.

Deferred tax assets are recognised for deductible temporary differences and unused tax losses only if it is probable that future taxable amounts will be available to utilise those temporary differences and losses.

The carrying amount of recognised and unrecognised deferred tax assets are reviewed at each reporting date. Deferred tax assets recognised are reduced to the extent that it is no longer probable that future taxable profits will be available for the carrying amount to be recovered. Previously unrecognised deferred tax assets are recognised to the extent that it is probable that there are future taxable profits available to recover the asset.

Deferred tax assets and liabilities are offset only where there is a legally enforceable right to offset current tax assets against current tax liabilities and deferred tax assets against deferred tax liabilities; and they relate to the same taxable authority on either the same taxable entity or different taxable entities which intend to settle simultaneously.

Current and non-current classification

Assets and liabilities are presented in the statement of financial position based on current and non-current classification.

An asset is classified as current when: it is either expected to be realised or intended to be sold or consumed in the consolidated entity's normal operating cycle; it is held primarily for the purpose of trading; it is expected to be realised within 12 months after the reporting period; or the asset is cash or cash equivalent unless restricted from being exchanged or used to settle a liability for at least 12 months after the reporting period. All other assets are classified as non-current.

A liability is classified as current when: it is either expected to be settled in the consolidated entity's normal operating cycle; it is held primarily for the purpose of trading; it is due to be settled within 12 months after the reporting period; or there is no unconditional right to defer the settlement of the liability for at least 12 months after the reporting period. All other liabilities are classified as non-current.

Deferred tax assets and liabilities are always classified as non-current.

Cash and cash equivalents

Cash and cash equivalents includes cash on hand, deposits held at call with financial institutions, other short-term, highly liquid investments with original maturities of three months or less that are readily convertible to known amounts of cash and which are subject to an insignificant risk of changes in value.

Trade and other receivables

Trade receivables are initially recognised at fair value and subsequently measured at amortised cost using the effective interest method, less any allowance for expected credit losses. Trade receivables are generally due for settlement within 30 days.

Collectability of trade receivables is reviewed on an ongoing basis. Debts which are known to be uncollectible are written off by reducing the carrying amount directly. An allowance account (provision for impairment of trade receivables) is used when there is objective evidence that the Group will not be able to collect all amounts due according to the original terms of the receivables.

The amount of impairment loss is determined using the simplified approach to measuring expected credit losses which uses a lifetime expected loss allowance. The expected loss rates used in measuring the expected credit losses are based on historical loss rates, adjusted to reflect current and forward-looking information on macroeconomic factors affecting the ability of the debtors to settle the receivables. These factors include significant financial difficulties of the debtor, probability that the debtor will enter bankruptcy or financial reorganisation, and default or delinquency in payments are considered indicators that the trade receivables are impaired.

The amount of the impairment loss is recognised in the consolidated statement of profit or loss and other comprehensive income. When a trade receivable for which an impairment allowance had been recognised becomes uncollectible in a subsequent year, it is written off against the allowance account. Subsequent recoveries of amounts previously written off are credited against other expenses in the consolidated statement of comprehensive income.

Other receivables are recognised at amortised cost, less any allowance for expected credit losses.

Inventories

Inventories include consumable stores, food and beverages and are carried at the lower of cost and net realisable value. Cost is determined on a first-in-first-out basis and comprises all costs of purchases, conversion and other costs incurred in bringing the inventories to their present location and condition. Net realisable value is the estimated selling price in the ordinary course of business, less the estimated costs of completion and selling expenses.

When inventories are sold, the carrying amount of those inventories is recognised as an expense in the period in which the related revenue is recognised. The amount of any write-down of inventories to net realizable value and all losses of inventories are recognised as an expense in the period of the write-down or loss occurs. The amount of any reversal of any write-down of inventories, arising from an increase in net realisable value, is recognised in the statement of profit or loss and other comprehensive income, in the period in which the reversal occurs.

Note 1. Significant accounting policies (continued)

Property, plant and equipment

Property, plant and equipment is stated at historical cost less accumulated depreciation and impairment. Historical cost includes expenditure that is directly attributable to the acquisition of the items.

Depreciation is calculated on a straight-line basis to write off the net cost of each item of property, plant and equipment (excluding land) over their expected useful lives as follows:

Buildings and structures	25-50 years
Leasehold improvements	2-5 years
Machinery and equipment	5-15 years
Motor vehicles	5-6 years
Office equipment and other	3-8 years
Furniture and fittings	3-8 years
Consumables	1-8 years

The residual values, useful lives and depreciation methods are reviewed, and adjusted if appropriate, at each reporting date.

An item of property, plant and equipment is derecognised upon disposal or when there is no future economic benefit to the consolidated entity. Gains and losses between the carrying amount and the disposal proceeds are taken to profit or loss.

Leases

Leases are recognised as a right-of-use asset and a corresponding lease liability at the date at which the lease asset is available for use by the consolidated entity. Assets and liabilities arising from a lease are initially measured on a present value basis. Lease liabilities include the net present value of fixed payments, less any lease incentives receivable.

The lease payments are discounted using the consolidated entity's incremental borrowing rates.

Right-of-use assets are measured at cost comprising the following:

- the amount of the initial measurement of lease liability; and
- any lease payments made at or before the commencement date, less any lease incentives received.

Right-of-use assets are depreciated over the lease term on a straight-line basis.

Intangible assets

Land rights

The intangible asset includes costs incurred to acquire interests in the usage of land in the Socialist Republic of Vietnam for the original hotel, located in Lao Cai. The term of the agreement is 30 years from the initial licencing date of 19 July 2002. These land use rights are stated at cost less accumulated amortisation. Amortisation is calculated on a straight line basis over a period of 30 years, from the licencing date. At the expiry of the land term it is expected that the relevant State body will consider an application for extension.

Casino license

The Group consider casino licenses to be intangible assets with indefinite useful lives, on the basis that the licenses are renewable indefinitely, subject to the Group continuing to meet all necessary requirements for renewal. Accordingly, they are not amortised and are tested annually for impairment or more frequently if events or changes in circumstances indicate that it might be impaired, and is carried at cost less accumulated impairment losses. Impairment losses on casino licenses are recognised in the profit or loss.

Goodwill

Goodwill arises on the acquisition of a business. Goodwill is not amortised. Instead, goodwill is tested annually for impairment, or more frequently if events or changes in circumstances indicate that it might be impaired, and is carried at cost less accumulated impairment losses. Impairment losses on goodwill are taken to profit or loss and are not subsequently reversed.

Prepaid construction costs

Amounts recognised as prepaid construction costs relate to tranche payments made to third party developers in connection with the construction of the new Lao Cai Casino. Tranche payments are made in advance of construction work being performed in accordance with the terms of the contractor agreements, however once associated works have been completed an amount equal to the tranche payment is transferred from prepaid construction costs to construction in progress. Once recognised as part of construction in progress the amounts are then carried on the Statement of Financial Position at cost, until such time as the asset is completed and ready for its intended use. Work in progress is not depreciated, but tested for impairment annually. Once ready for its intended use an amount equal to the cost of the completed asset will be transferred to property plant and equipment and accounted for in accordance with the consolidated entity's accounting policy for property plant and equipment.

Note 1. Significant accounting policies (continued)

Impairment of non-financial assets

Goodwill and other intangible assets that have an indefinite useful life are not subject to amortisation and are tested annually for impairment, or more frequently if events or changes in circumstances indicate that they might be impaired. Other non-financial assets are reviewed for impairment whenever events or changes in circumstances indicate that the carrying amount may not be recoverable. An impairment loss is recognised for the amount by which the asset's carrying amount exceeds its recoverable amount.

Recoverable amount is the higher of an asset's fair value less costs of disposal and value-in-use. The value-in-use is the present value of the estimated future cash flows relating to the asset using a pre-tax discount rate specific to the asset or cash-generating unit to which the asset belongs. Assets that do not have independent cash flows are grouped together to form a cash-generating unit.

Trade and other payables

These amounts represent liabilities for goods and services provided to the consolidated entity prior to the end of the financial year and which are unpaid. Due to their short-term nature they are measured at amortised cost and are not discounted. The amounts are unsecured and are usually paid within 30 days of recognition.

Borrowings

Loans and borrowings are initially recognised at the fair value of the consideration received, net of transaction costs. They are subsequently measured at amortised cost using the effective interest method.

Where there is an unconditional right to defer settlement of the liability for at least 12 months after the reporting date, the loans or borrowings are classified as non-current.

Finance costs

Finance costs attributable to qualifying assets are capitalised as part of the asset. All other finance costs are expensed in the period in which they are incurred including:

- interest on short term and long term borrowings.

Employee benefits

Short-term employee benefits

Liabilities for wages and salaries, including non-monetary benefits, annual leave and long service leave expected to be wholly settled within 12 months of the reporting date are measured at the amounts expected to be paid when the liabilities are settled. Non-accumulating sick leave is expensed to profit or loss when incurred.

Other long-term employee benefits

The liability for annual leave and long service leave not expected to be wholly settled within 12 months of the reporting date are recognised in non-current liabilities, provided there is an unconditional right to defer settlement of the liability. The liability is measured as the present value of expected future payments to be made in respect of services provided by employees up to the reporting date using the projected unit credit method. Consideration is given to expected future wage and salary levels, experience of employee departures and periods of service. Expected future payments are discounted using market yields at the reporting date on national corporate bonds with terms to maturity and currency that match, as closely as possible, the estimated future cash outflows.

Defined contribution superannuation expense

Contributions to defined contribution superannuation plans are expensed in the period in which they are incurred.

Share-based payments

Equity-settled share-based compensation benefits are provided to employees. Equity-settled transactions are awards of shares, or options over shares, that are provided to employees in exchange for the rendering of services.

The cost of equity-settled transactions are measured at fair value on grant date. Fair value is independently determined using an amended Black-Scholes Merton model that takes into account the exercise price, the term of the option, an exercise price multiple, the share price at grant date and expected price volatility of the underlying share, the expected dividend yield and the risk free interest rate for the term of the option, together with non-vesting conditions that do not determine whether the consolidated entity receives the services that entitle the employees to receive payment. No account is taken of any other vesting conditions.

The cost of equity-settled transactions are recognised as an expense with a corresponding increase in equity over the vesting period. The cumulative charge to profit or loss is calculated based on the grant date fair value of the award, the best estimate of the number of awards that are likely to vest and the expired portion of the vesting period. The amount recognised in profit or loss for the period is the cumulative amount calculated at each reporting date less amounts already recognised in previous periods.

Market conditions are taken into consideration in determining fair value. Therefore any awards subject to market conditions are considered to vest irrespective of whether or not that market condition has been met, provided all other conditions are satisfied.

If equity-settled awards are modified, as a minimum an expense is recognised as if the modification has not been made. An additional expense is recognised, over the remaining vesting period, for any modification that increases the total fair value of the share-based compensation benefit as at the date of modification.

If the non-vesting condition is within the control of the consolidated entity or employee, the failure to satisfy the condition is treated as a cancellation. If the condition is not within the control of the consolidated entity or employee and is not satisfied during the vesting period, any remaining expense for the award is recognised over the remaining vesting period, unless the award is forfeited.

If equity-settled awards are cancelled, it is treated as if it has vested on the date of cancellation, and any remaining expense is recognised immediately. If a new replacement award is substituted for the cancelled award, the cancelled and new award is treated as if they were a modification.

Note 1. Significant accounting policies (continued)

Fair value measurement

When an asset or liability, financial or non-financial, is measured at fair value for recognition or disclosure purposes, the fair value is based on the price that would be received to sell an asset or paid to transfer a liability in an orderly transaction between market participants at the measurement date; and assumes that the transaction will take place either: in the principal market; or in the absence of a principal market, in the most advantageous market.

Fair value is measured using the assumptions that market participants would use when pricing the asset or liability, assuming they act in their economic best interest. For non-financial assets, the fair value measurement is based on its highest and best use. Valuation techniques that are appropriate in the circumstances and for which sufficient data is available to measure fair value, are used, maximising the use of relevant observable inputs and minimising the use of unobservable inputs.

The financial instruments recognised at fair value in the Consolidated Statement of Financial Position have been analysed and classified using a fair value hierarchy reflecting the significance of the inputs used in making the measurements. The fair value hierarchy consist of the following levels:

- a. Quoted prices (unadjusted) in active markets for identical assets or liabilities (level 1)
- b. Inputs other than quoted prices included within level 1 that are observable for the asset or liability, either directly (as prices) or indirectly (derived from prices) (level 2), and
- c. Inputs for the asset or liability that are not based on observable market data (unobservable inputs) (level 3).

The directors consider that the carrying amount of all financial assets and liabilities recorded in the financial statements approximate their fair value.

Issued capital

Ordinary shares are classified as equity.

Incremental costs directly attributable to the issue of new shares or options are shown in equity as a deduction, net of tax, from the proceeds.

Where the consolidated entity purchases the company's equity instruments, for example as the result of a share buy-back or a share-based payment plan, the consideration paid, including any directly attributable incremental costs (net of income taxes) is deducted from equity attributable to the owners of Donaco International Limited as treasury shares until the shares are cancelled or reissued. Where such ordinary shares are subsequently reissued, any consideration received, net of any directly attributable incremental transaction costs and the related income tax effects, is included in equity attributable to the owners of Donaco International Limited.

Dividends

Provision is made for the amount of any dividend declared, determined or announced by the directors on or before the end of the financial year but not distributed at balance date.

Earnings per share

Basic earnings per share

Basic earnings per share is calculated by dividing the profit attributable to the owners of Donaco International Limited, excluding any costs of servicing equity other than ordinary shares, by the weighted average number of ordinary shares outstanding during the financial year, adjusted for bonus elements in ordinary shares issued during the financial year.

Diluted earnings per share

Diluted earnings per share adjusts the figures used in the determination of basic earnings per share to take into account the after income tax effect of interest and other financing costs associated with dilutive potential ordinary shares and the weighted average number of shares assumed to have been issued for no consideration in relation to dilutive potential ordinary shares.

Goods and Services Tax ('GST') and other similar taxes

Revenues, expenses and assets are recognised net of the amount of associated GST, unless the GST incurred is not recoverable from the tax authority. In this case it is recognised as part of the cost of the acquisition of the asset or as part of the expense.

Receivables and payables are stated inclusive of the amount of GST receivable or payable. The net amount of GST recoverable from, or payable to, the tax authority is included in other receivables or other payables in the statement of financial position.

Cash flows are presented gross of GST and similar taxes. The GST components of cash flows arising from investing or financing activities which are recoverable from, or payable to the tax authority, are presented as operating cash flows.

Commitments and contingencies are disclosed net of the amount of GST recoverable from, or payable to, the tax authority.

Note 2. Critical accounting judgements, estimates and assumptions

The preparation of the financial statements requires management to make judgements, estimates and assumptions that affect the reported amounts in the financial statements. Management continually evaluates its judgements and estimates in relation to assets, liabilities, contingent liabilities, revenue and expenses. Management bases its judgements, estimates and assumptions on historical experience and on other various factors, including expectations of future events, management believes to be reasonable under the circumstances. The resulting accounting judgements and estimates will seldom equal the related actual results. The judgements, estimates and assumptions that have a significant risk of causing a material adjustment to the carrying amounts of assets and liabilities (refer to the respective notes) within the next financial year are discussed below.

Estimation of useful lives of assets

The consolidated entity determines the estimated useful lives and related depreciation and amortisation charges for its property, plant and equipment and finite life intangible assets. The useful lives could change significantly as a result of technical innovations or some other event. The depreciation and amortisation charge will increase where the useful lives are less than previously estimated lives, or technically obsolete or non-strategic assets that have been abandoned or sold will be written off or written down.

The casino licence is stated at cost less impairment losses, if any. The licence issued by the royal government of Cambodia is renewable annually and deemed to be with indefinite useful life, and therefore should not be amortised. Its useful life is reviewed at each reporting period to determine whether events and circumstances continue to exist to support indefinite useful life assessment. Impairment testing by comparing its recoverable amount with its carrying amount is performed annually. In the event that the expected future economic benefits are no longer probable of being recovered, the licences are written down to their recoverable amount.

Goodwill and other indefinite life intangible assets

The consolidated entity tests annually, or more frequently if events or changes in circumstances indicate impairment, whether goodwill and other indefinite life intangible assets have suffered any impairment, in accordance with the accounting policy stated in note 1. The recoverable amounts of cash-generating units have been determined based on the higher of value-in-use calculations and fair value less costs of disposal. These calculations require the use of assumptions, including estimated discount rates based on the current cost of capital and growth rates of the estimated future cash flows.

Income tax

The consolidated entity is subject to income taxes in the jurisdictions in which it operates, including Cambodia, Vietnam and Hong Kong. Significant judgement is required in determining the provision for income tax. There are many transactions and calculations undertaken during the ordinary course of business for which the ultimate tax determination is uncertain. The consolidated entity recognises liabilities for anticipated tax audit issues based on the consolidated entity's current understanding of the tax law. Where the final tax outcome of these matters is different from the carrying amounts, such differences will impact the current and deferred tax provisions in the period in which such determination is made.

Allowance for expected credit losses

The consolidated entity reviews the collectability of trade receivables on an ongoing basis. Debts which are known to be uncollectable are written off by reducing the carrying amount directly. An allowance for expected credit losses is raised when there is objective evidence that the consolidated entity will not be able to collect all amounts due according to the original terms of the receivables. The amount of expected credit loss is determined using the simplified approach which uses a lifetime expected loss allowance. The expected loss rates used in measuring the expected credit losses are based on historical loss rates, adjusted to reflect current and forward-looking information on macroeconomic factors affecting the ability of the debtors to settle the receivables. These factors include significant financial difficulties of the debtor, probability that the debtor will enter bankruptcy or financial reorganisation, and default or delinquency in payments are considered indicators that the trade receivables are impaired. The amount of the impairment allowance is the difference between the asset's carrying amount and the present value of estimated future cash flows.

Estimating incremental borrowing rate for leases

The incremental borrowing rate is used to measure lease liabilities, if the consolidated entity is unable to readily determine the interest rate implicit in the lease. The incremental borrowing rate is the rate of interest that the lessee would have to pay to borrow over a similar term, and with a similar security, the funds necessary to obtain an asset of a similar value to the right-of-use asset in a similar economic environment. The incremental borrowing rate therefore reflects what the lessee would have had to pay, which requires estimation when no observable rates are available or when they need to be adjusted to reflect the terms and conditions of the lease.

Lease term

As part of the settlement agreements, an amended perpetual lease agreement was executed as of 2 March 2020 in relation to the DNA Star Vegas lease of the land in Poi Pet, Cambodia (see note 21). Under the amended perpetual lease agreement, the lease is for a period of 50 years with an option to extend for another 50 years. However, the extension period of 50 years has not been included in the lease liability and right-of-use asset calculation as it remains uncertain that both Donaco and the landlord will agree to extend the lease term. Accordingly, while Donaco has security of tenure over the Star Vegas Casino to 15 June 2115 following finalisation of the settlement agreements, the lease liability and right-of-use asset have been calculated as at 30 June 2022 over the remaining 43 years to June 2065.

DNA Star Vegas casino licence renewal

The DNA Star Vegas casino licence issued by the royal government of Cambodia is deemed to have an indefinite useful life. The casino licence was renewed on 19 August 2022, and will expire on 31 December 2026. Following the promulgation of the Law on the Management of Commercial Gambling in November 2020 (the Law), the Royal Government of Cambodia issued on 26 August 2021 Sub-Decree No. 166 on the Minimum Capital Requirement for Casino Operation. This sub-decree sets out the definition of "capital" and the minimum capital requirements for new and existing casino operators in Cambodia, which apply to both stand-alone casinos and casinos within integrated resorts. The minimum capital requirements that apply to DNA Star Vegas are set out in note 13.

DONACO INTERNATIONAL LIMITED
Notes to financial statements
30 June 2022

Note 3. Operating segments

Identification of reportable operating segments

The consolidated entity is organised into three operating segments: Casino operations in Vietnam, Casino operations in Cambodia and Corporate operations. These operating segments are based on the internal reports that are reviewed and used by the Board of Directors (who are identified as the Chief Operating Decision Makers ('CODM')) in assessing performance and in determining the allocation of resources. There is no aggregation of operating segments.

The consolidated entity is domiciled in Australia and operates predominantly in six countries: Australia, Cambodia, Vietnam, Singapore, Malaysia and Hong Kong. Casino operations are segmented geographically between casino operations in Vietnam and Cambodia.

The CODM reviews EBITDA (earnings before interest, tax, depreciation and amortisation). The accounting policies adopted for internal reporting to the CODM are consistent with those adopted in the financial statements.

The information reported to the CODM is on a monthly basis.

Types of products and services

The principal products and services of each of these operating segments are as follows:

Casino Operations - Vietnam	Comprises the Aristo International Hotel operating in Vietnam. These operations include hotel accommodation and gaming and leisure facilities.
Casino Operations - Cambodia	Comprises the Star Vegas Resort and Club, operating in Cambodia. These operations include hotel accommodation and gaming and leisure facilities.
Corporate Operations	Comprises the development and implementation of corporate strategy, commercial negotiations, corporate finance, treasury, management accounting, corporate governance and investor relations functions.

Intersegment transactions

Intersegment transactions were made at market rates. Intersegment transactions are eliminated on consolidation.

Operating segment information for continuing operations

	Casino Operations Vietnam	Casino Operations Cambodia	Corporate Operations	Total
	\$	\$	\$	\$
Consolidated - 2022				
Revenue				
Sales to external customers	1,489,696	946,416	-	2,436,112
Interest	875	-	98	973
Total revenue	<u>1,490,571</u>	<u>946,416</u>	<u>98</u>	<u>2,437,085</u>
EBITDA	(193,277)	(1,470,542)	(2,742,620)	(4,406,439)
Depreciation and amortisation	(3,157,224)	(5,196,584)	(4,713)	(8,358,521)
Impairment of assets	-	(736,637)	-	(736,637)
Interest revenue	875	-	98	973
Non-recurring items	-	-	(48,552)	(48,552)
Net exchange gains / (losses)	63,337	(1,081,358)	(373,182)	(1,391,203)
Non-controlling interest	174,744	-	-	174,744
Finance costs	(225,353)	(790,855)	(650,371)	(1,666,579)
Loss before income tax expense	<u>(3,336,898)</u>	<u>(9,275,976)</u>	<u>(3,819,340)</u>	<u>(16,432,214)</u>
Income tax expense				(59,414)
Loss after income tax expense attributable to the owners of Donaco International Limited				<u>(16,491,628)</u>
Assets				
Segment assets	<u>64,346,022</u>	<u>132,331,013</u>	<u>2,551,063</u>	<u>199,228,098</u>
Total assets				<u>199,228,098</u>
Liabilities				
Segment liabilities	<u>10,504,065</u>	<u>18,592,138</u>	<u>16,239,426</u>	<u>45,335,629</u>
Total liabilities				<u>45,335,629</u>

DONACO INTERNATIONAL LIMITED
Notes to financial statements
30 June 2022

Note 3. Operating segments (continued)

Consolidated - 2021	Casino Operations Vietnam \$	Casino Operations Cambodia \$	Corporate Operations \$	Total \$
Revenue				
Sales to external customers	1,202,454	9,096,770	-	10,299,224
Government grants and incentives	-	-	18,685	18,685
Interest	761	-	797	1,558
Total revenue	<u>1,203,215</u>	<u>9,096,770</u>	<u>19,482</u>	<u>10,319,467</u>
EBITDA	(855,941)	4,237,341	(3,455,055)	(73,655)
Depreciation and amortisation	(3,121,416)	(5,858,410)	(4,591)	(8,984,417)
Impairment of assets	-	(8,784,961)	-	(8,784,961)
Interest revenue	761	-	797	1,558
Non-recurring items	-	(4,017,300)	50,723,995	46,706,695
Net exchange gains / (losses)	66,848	(551,755)	439,180	(45,727)
Non-controlling interest	230,176	-	-	230,176
Finance costs	(339,574)	(515,422)	(1,764,208)	(2,619,204)
Profit/(loss) before income tax expense	<u>(4,019,146)</u>	<u>(15,490,507)</u>	<u>45,940,118</u>	<u>26,430,465</u>
Income tax expense				(1,253,339)
Profit after income tax expense attributable to the owners of Donaco International Limited				<u>25,177,126</u>
Assets				
Segment assets	63,459,301	132,034,268	3,624,888	199,118,457
Total assets				<u>199,118,457</u>
Liabilities				
Segment liabilities	10,383,071	16,389,086	9,611,742	36,383,899
Total liabilities				<u>36,383,899</u>
Total liabilities				

Geographical information

	Sales to external customers		Geographical non-current assets	
	2022	2021	2022	2021
	\$	\$	\$	\$
Australia	-	-	2,437,354	2,427,389
Vietnam	1,489,696	1,202,454	60,917,349	59,365,982
Cambodia	946,416	9,096,770	128,448,016	128,708,377
	<u>2,436,112</u>	<u>10,299,224</u>	<u>191,802,719</u>	<u>190,501,748</u>

Major customers

Transactions involving a single external customer amounting to 10 per cent of more of the consolidated entity's revenue during the current and previous financial years are set out below:

2022

There was no single external customer that contributed 10% or more of the consolidated entity's revenue during 2022.

2021

	No. of customers	% of revenue	\$
Casino operations Cambodia	2	27%	2,757,226

Note 4. Revenue

From continuing operations	Consolidated	
	2022	2021
	\$	\$
<i>Sales revenue</i>		
Casino		
- Gaming revenue	2,007,545	9,613,632
- Non-gaming revenue	428,567	685,592
Government grants and incentives	-	18,685
Interest	973	1,558
Revenue from continuing operations	<u>2,437,085</u>	<u>10,319,467</u>

Gaming revenue represents net house takings arising from casino operations.

Non-gaming revenue represents house revenue from room rental, food and beverage sales and other related services recognised when the services are rendered.

DONACO INTERNATIONAL LIMITED
Notes to financial statements
30 June 2022

Note 4. Revenue (continued)

Disaggregation of revenue

The consolidated entity derives revenue from the transfer of goods and services over time and at a point in time in the following operating segments:

	Casino Operations Vietnam	Casino Operations Cambodia	Corporate Operations	Total
	\$	\$	\$	\$
Consolidated - 30 June 2022				
Revenue				
Gaming revenue	1,225,916	781,629	-	2,007,545
Non-gaming revenue	263,780	164,787	-	428,567
Interest	875	-	98	973
Total revenue	1,490,571	946,416	98	2,437,085
Timing of revenue recognition				
At a point in time	1,335,140	915,613	-	2,250,753
Over time	155,431	30,803	98	186,332
	1,490,571	946,416	98	2,437,085
Consolidated - 30 June 2021				
Revenue				
Gaming revenue	877,505	8,736,127	-	9,613,632
Non-gaming revenue	324,949	360,643	-	685,592
Government grants and incentives	-	-	18,685	18,685
Interest	761	-	797	1,558
Total revenue	1,203,215	9,096,770	19,482	10,319,467
Timing of revenue recognition				
At a point in time	1,027,097	8,955,132	-	9,982,229
Over time	176,118	141,638	19,482	337,238
	1,203,215	9,096,770	19,482	10,319,467

Consolidated	
2022	2021
\$	\$

Note 5. Other income

Proceeds on settlement of litigation matters	-	50,885,800
	-	50,885,800

On securing approval from Mega Bank on 21 December 2020 for the settlement agreements of all litigation matters over the Star Vegas business, US\$38 million (AU\$50,885,800 as at 30 June 2021 average rate) has been recognised by the consolidated entity during the year ended 30 June 2021 as proceeds to remove the non-competition and non-solicitation clauses previously agreed in the Share Sale Agreement over the Star Vegas business.

Consolidated	
2022	2021
\$	\$

Note 6. Expenses

(Loss) / profit before income tax from continuing operations includes the following specific expenses:

Impairment of assets

Casino licence (see note 13)	-	8,376,114
Trade and other receivables (see note 9)	736,637	408,847
	736,637	8,784,961

DONACO INTERNATIONAL LIMITED
Notes to financial statements
30 June 2022

Consolidated
2022 **2021**
\$ **\$**

Note 6. Expenses (continued)

(Loss) / profit before income tax from continuing operations includes the following specific expenses:

Finance costs

Interest on settlement proceeds	-	4,017,300
Interest on borrowings	1,666,579	2,619,204
	<u>1,666,579</u>	<u>6,636,504</u>

On securing approval from Mega Bank on 21 December 2020 for the settlement agreements of all litigation matters over the Star Vegas business, US\$3 million (AU\$4,017,300 as at 30 June 2021 average rate) has been recognised by the consolidated entity during the year ended 30 June 2021 as interest on unpaid management fees which were due to the vendors of the Star Vegas business.

Consolidated
2022 **2021**
\$ **\$**

Note 7. Income tax expense

Income tax expense

Current tax	76,177	1,268,340
Deferred tax	(16,763)	(15,001)
Aggregate income tax expense	<u>59,414</u>	<u>1,253,339</u>

Income tax expense is attributable to:

Profit from continuing operations	59,414	1,253,339
Aggregate income tax expense	<u>59,414</u>	<u>1,253,339</u>

Numerical reconciliation of income tax expense and tax at the statutory rate

(Loss) / profit before income tax expense from continuing operations	(16,606,958)	26,200,289
Profits tax using:		
Australian corporation tax at the statutory tax rate of 25% (2021: 30%)	(4,151,740)	7,860,087
Tax effect of difference in overseas corporation tax at the statutory tax rate of 20% (2021: 20%)	735,340	(4,394,527)
Tax effect amounts which are not deductible / (taxable) in calculating taxable income	404,853	(6,914,977)
Losses not brought to account	2,994,788	3,323,530
Obligation payments in Cambodia under Lump Sum Tax Regime (note (a))	-	874,636
Gaming duty payments in Cambodia under Real Tax Regime (note (b))	76,173	393,695
Adjustment for investment spending in Vietnam	-	110,895
Income tax expense	<u>59,414</u>	<u>1,253,339</u>

(a) Lump Sum Tax Regime

Under the Lump Sum Tax Regime which was effective until 31 December 2020, income tax expense represents monthly gaming obligatory payments and monthly non-gaming obligatory payments payable by the Company to the Ministry of Economy and Finance ("MoEF") of the Kingdom of Cambodia. The monthly gaming obligatory payments and non-gaming obligatory payments are as follows:

- In respect of gaming activities, DNA Star Vegas is required to pay the obligatory payment which is a fixed gaming tax. On payment of this fixed gaming tax, DNA Star Vegas will be exempted from all categories of taxes on gaming activities including advance profits tax, minimum tax and advance tax on distribution of dividends.
- As for non-gaming obligatory payment, it comprises various other taxes such as salary tax, fringe benefit tax, withholding tax, value added tax, patent tax, tax on rental of moveable properties, minimum tax, advance profit tax, advertising tax and specific tax on entertainment services which are included in the statement profit or loss and other comprehensive income.

Note 7. Income tax expense (continued)

(a) Lump Sum Tax Regime (continued)

- Monthly payments for the obligatory payment are due on the first week of the following month. In the event of late payment within 7 days from the due date, there will be a penalty of 2% on the late payment and compounding interest of 2% per month. In addition, in the event of late payment after 15 days when an official government notice is issued to DNA Star Vegas, the penalty will be increased from 2% to 25% on the late payment plus compounding interest of 2% per month. Non-compliance with the abovementioned requirements may result in the MoEF not issuing the casino licence in successive years.
- On 30 March 2020, the MoEF had issued a directive to exempt all casino operators from making monthly obligatory payments from 1 April 2020 until the date of recommencement of their business. DNA Star Vegas had stopped making obligatory payments since April 2020 due to its temporary closure, in accordance with the directive from the MoEF. DNA Star Vegas recommenced its operations from 25 September 2020 to 27 April 2021, limiting its operations to a minimum level (less than 35%). During this limited operation, DNA Star Vegas did not make the monthly obligatory payments, however an accrual for the monthly obligatory payment and the 2% penalty on the late payment plus compounding interest of 2% per month has been made as at 30 June 2022. The accruals for the obligatory payment and associated penalties amount to US\$970,931 (AU\$1,409,403 as at 30 June 2022 spot rate) and US\$334,351 (AU\$485,344 as at 30 June 2022 spot rate) respectively.
- The MoEF has not issued any notice for the increase penalty at 25%. DNA Star Vegas is therefore not currently liable for this 25% penalty. This amount has been disclosed as a contingent liability in note 37.

(b) Real Tax Regime

(i) In respect of gaming activities

On 14 November 2020, the Law on the Management of Commercial Gambling ("Gambling Law") has been promulgated in the Kingdom of Cambodia.

Pursuant to Article 81 and 82 of Gambling Law, the casino operator and/or the owner of the casino and/or the owner of the Integrated Commercial Gambling Centre shall fulfill the payment of periodic gaming duty revenue during the licensing period. The gaming duty rate is determined as follows:

- For casinos located in the Integrated Commercial Gambling Centre, the rate is 4% for VIP guest and 7% for ordinary gaming guest on gross gambling revenue.
- For casinos that are not located in the Integrated Commercial Gambling Centre, the rate is 7% on gross gambling revenue.

Monthly payment for the gaming duty is due within the first week of the following month. In the event of a late payment within 7 days after receiving the reminder letter for the non-payment of gaming duty, there will be a penalty of 2% on the late payment and compounding interest of 2% per month. In addition, in the event of a late payment within 15 days after receiving the first penalty letter, the penalty will be increased from 2% to 25% on the late payment plus compounding interest of 2% per month. The MoEF has the right to revoke the casino licence in the event of non-compliance with the abovementioned requirements where the payment of gaming duty is overdue for 180 days.

DNA Star Vegas has not applied to be taxed under the Integrated Commercial Gambling Centre, therefore the applicable gaming duty rate is 7%. During the period of its limited operations, DNA Star Vegas has not made payments of the monthly gaming duty, however an accrual of US\$302,931 (AU\$439,735 as at 30 June 2022 spot rate) has been made as at 30 June 2022.

The MoEF has not issued any reminder letter and/or first penalty letter on the penalty plus interest, therefore DNA Star Vegas is not currently liable for these penalties and interest. These amounts have been disclosed as contingent liabilities in note 37.

(ii) In respect of non-gaming activities

Pursuant to Article 81 of the Gambling Law, the casino operator and/or the owner of the casino and/or the owner of the Integrated Commercial Gambling Centre shall comply with the Cambodian Law on Taxation for various other taxes such as salary tax, fringe benefit tax, withholding tax, value added tax, patent tax, tax on rental of moveable properties, minimum tax, advance profit tax, advertising tax and specific tax on entertainment services.

- (c) The parent entity has not brought to account tax losses with a tax effect of \$413,606 (2021: \$723,162).

DONACO INTERNATIONAL LIMITED
Notes to financial statements
30 June 2022

	Consolidated	
	2022	2021
	\$	\$
Note 8. Current assets - cash and cash equivalents		
Cash on hand	5,772,551	4,660,311
Cash at bank	320,105	1,412,484
Short-term deposit	-	243,735
	6,092,656	6,316,530

Note 9. Current assets - trade and other receivables

Trade receivables	164,616	1,072,138
Other receivables	138,530	153,375
Tax-related receivables	15,203	16,096
	318,349	1,241,609

Impairment of receivables

The consolidated entity recognised a loss of \$736,637 in respect of impairment of receivables for the year ended 30 June 2022 (2021: \$408,847).

	Consolidated	
	2022	2021
	\$	\$
Note 10. Current assets - inventories		
Food and beverage - at cost	700,217	712,622

Note 11. Current assets - other

Bonds and security deposits	278,604	274,420
Prepayments	21,337	24,544
Other current assets	14,216	46,984
	314,157	345,948

Note 12. Non-current assets - property, plant and equipment

Leasehold buildings and structures - at cost	170,461,796	160,928,571
Less: Accumulated depreciation for leasehold buildings and structures	(37,338,602)	(30,876,960)
	133,123,194	130,051,611
Right-of-use asset - at cost (see note 21)	32,320,082	32,546,350
Less: Accumulated depreciation for right-of-use asset	(1,373,691)	(612,403)
	30,946,391	31,933,947
Furniture and fittings - at cost	4,968,670	5,014,034
Less: Accumulated depreciation for furniture and fittings	(4,955,201)	(4,994,474)
	13,469	19,560
Machinery and equipment - at cost	42,163,097	40,769,823
Less: Accumulated depreciation for machinery and equipment	(36,048,496)	(32,507,683)
	6,114,601	8,262,140
Motor vehicles - at cost	1,887,949	1,864,274
Less: Accumulated depreciation for motor vehicles	(1,852,364)	(1,739,062)
	35,585	125,212
Office equipment and other - at cost	3,529,087	3,373,347
Less: Accumulated depreciation for office equipment and other	(3,403,444)	(2,940,200)
	125,643	433,147
Consumables	49,147	138,216
	49,147	138,216
	170,408,030	170,963,833

DONACO INTERNATIONAL LIMITED
Notes to financial statements
For the year ended 30 June 2022

Note 12. Non-current assets – Property, plant and equipment (continued)

Reconciliations

Reconciliations of the written down values at the beginning and end of the current and previous financial year are set out below:

	Leasehold buildings	Furniture and fittings	Machinery and equipment	Motor vehicles	Office equipment and other	Consumables	Right-of-use asset	Total
Consolidated	\$	\$	\$	\$	\$	\$	\$	\$
Balance at 1 July 2020	148,426,117	46,088	12,319,466	256,831	974,602	357,958	3,428,647	165,809,710
Additions	154,609	-	21,761	-	-	33,110	29,456,700	29,666,180
Disposals	-	-	(7,924)	-	-	(93,441)	(36,805)	(138,170)
Exchange differences	(13,790,337)	(4,762)	(1,096,970)	(25,103)	(85,634)	(29,080)	(359,731)	(15,391,617)
Depreciation expense	(4,738,778)	(21,766)	(2,974,193)	(106,516)	(455,821)	(130,331)	(554,864)	(8,982,269)
Balance at 30 June 2021	130,051,611	19,560	8,262,140	125,212	433,147	138,216	31,933,947	170,963,833
Additions	-	-	1,928	-	-	56,999	14,831	73,758
Disposals	-	-	-	-	(5)	-	-	(5)
Exchange differences	7,601,936	(162)	390,190	838	14,567	(43,322)	(237,310)	7,726,737
Depreciation expense	(4,530,353)	(5,929)	(2,539,657)	(90,465)	(322,066)	(102,746)	(765,077)	(8,356,293)
Balance at 30 June 2022	133,123,194	13,469	6,114,601	35,585	125,643	49,147	30,946,391	170,408,030

Consumables represent low value, high turnover items that are depreciated in accordance with company policy and local legislation.

DONACO INTERNATIONAL LIMITED
Notes to financial statements
30 June 2022

	Consolidated	
	2022	2021
	\$	\$
Note 13. Non-current assets - intangibles		
Goodwill - at cost	2,426,187	2,426,187
Land right - at cost	70,159	64,160
Less: Accumulated amortisation for land right	(46,335)	(39,976)
	<u>23,824</u>	<u>24,184</u>
Casino licence	431,560,006	395,869,288
Less: Accumulated Impairment	(413,915,889)	(379,270,922)
	<u>17,644,117</u>	<u>16,598,366</u>
	<u><u>20,094,128</u></u>	<u><u>19,048,737</u></u>

Reconciliations

Reconciliations of the written down values at the beginning and end of the current and previous financial year are set out below:

Consolidated	Goodwill	Land right	Casino licence	Total
	\$	\$	\$	\$
Balance at 1 July 2020	2,426,187	28,611	27,486,742	29,941,540
Impairment of assets	-	-	(8,376,114)	(8,376,114)
Exchange differences	-	(2,279)	(2,512,262)	(2,514,541)
Amortisation expense	-	(2,148)	-	(2,148)
	<u>2,426,187</u>	<u>24,184</u>	<u>16,598,366</u>	<u>19,048,737</u>
Balance at 30 June 2021	2,426,187	24,184	16,598,366	19,048,737
Exchange differences	-	1,868	1,045,751	1,047,619
Amortisation expense	-	(2,228)	-	(2,228)
	<u>2,426,187</u>	<u>23,824</u>	<u>17,644,117</u>	<u>20,094,128</u>
Balance at 30 June 2022	<u><u>2,426,187</u></u>	<u><u>23,824</u></u>	<u><u>17,644,117</u></u>	<u><u>20,094,128</u></u>

Impairment testing of goodwill and intangibles with indefinite useful lives

Impairment of intangibles is monitored by the Chief Operating Decision Maker ('CODM') at the cash generating unit level. CODM reviews the business performance based on geography and type of business. It has identified two reportable cash generating units, Lao Cai and DNA Star Vegas. A business-level summary of the allocation of intangibles with indefinite useful lives is presented below:

	Consolidated	
	2022	2021
	\$	\$
Lao Cai International Hotel JVC	2,426,187	2,426,187
Total goodwill	<u>2,426,187</u>	<u>2,426,187</u>

Lao Cai - Goodwill

The recoverable amount of the cash-generating unit of Lao Cai has been determined based on the value in use calculation. To calculate this, cash flow projections are based on financial budgets approved by senior management covering a five year period. The valuation of the 100% equity interest in Lao Cai International Hotel JVC Limited was undertaken as at 30 June 2022. Based on the valuation undertaken as at 30 June 2022, the value in use was determined to be \$55,671,029 (US\$38,351,772).

The valuation as at 30 June 2022 was determined using budgeted gross margin based on past performance and its expectations for the future, and are considered to be reasonably achievable. The valuation is based on a 5-year cash flow forecast period. The valuation uses a growth rate of 116% in the first year, based on actual revenue in FY2022, followed by a growth rate of 150% in the second year. These growth rates are based on the assumption that the borders with China, which has historically been where majority of Lao Cai's customers came from, will be reopened in the second half of FY2023, and will remain open throughout FY2024. In the subsequent three years, growth rates of 23% to 62% are used followed by a terminal year growth rate of 3%. The pre-tax discount rate used of 14.53% reflects specific risks relating to the relevant segments and the countries in which they operate. The valuation was determined using a foreign exchange rate between Vietnamese Dong and US dollar of 23,230 VND: 1 USD. Capital expenditure of VND18.6 billion (AU\$1.2 million at 30 June 2022 spot rate) in total over the forecast period was included in the valuation.

The recoverable amount calculation for the cash-generating unit of Lao Cai is most sensitive to changes in the discount rate and forecast revenue. An increase in excess of 1.02% in the discount rate (from 14.53% to 15.55%) would result in impairment of the cash-generating unit of Lao Cai, as would a decrease in forecast revenue in excess of 6% on average for the years within the forecast period.

Based on the valuation, the Directors determined that no impairment loss was required to be recognised for the year ended 30 June 2022 (2021: nil).

DNA Star Vegas - Casino Licence

The casino licence relates to the licence to operate the DNA Star Vegas casino acquired on 1 July 2015. The licence is stated at cost less any impairment losses.

Following the promulgation of the Law on the Management of Commercial Gambling in November 2020 (the Law), the Royal Government of Cambodia issued on 26 August 2021 Sub-Decree No. 166 on the Minimum Capital Requirement for Casino Operation. This sub-decree sets out the definition of "capital" and the minimum capital requirements for new and existing casino operators in Cambodia, which apply to both stand-alone casinos and casinos within integrated resorts. Prior to the enactment of the Law, there were no integrated resorts as all existing casino operations are stand-alone operations. For these existing casino operations duly licensed to operate prior to the enactment of the Law, the minimum capital requirement of at least KHR400 billion (approximately US\$100 million, or AU\$145 million as at 30 June 2022) must be satisfied over a period of time and shall be implemented in five phases as follows:

DONACO INTERNATIONAL LIMITED
Notes to financial statements
30 June 2022

Note 13. Non-current assets - intangibles (continued)

DNA Star Vegas - Casino Licence (continued)

- Phase 1 (Year 1) - at least KHR50 billion (approximately US\$12.5 million, or AU\$18 million at 30 June 2022)
- Phase 2 (Year 4) - at least KHR100 billion (approximately US\$25 million, or AU\$36 million at 30 June 2022)
- Phase 3 (Year 7) - at least KHR200 billion (approximately US\$50 million, or AU\$73 million at 30 June 2022)
- Phase 4 (Year 11) - at least KHR300 billion (approximately US\$75 million, or AU\$109 million at 30 June 2022)
- Phase 5 (Year 15) - at least KHR400 billion (approximately US\$100 million, or AU\$145 million at 30 June 2022)

These minimum capital requirements therefore apply to DNA Star Vegas. On 18 January 2022, the share capital of DNA Star Vegas was increased from US\$5 million (AU\$7 million at 30 June 2022) to US\$12.5 million (AU\$18 million at 30 June 2022), therefore meeting the minimum capital requirement as at 30 June 2022 under Phase 1. The casino licence was renewed on 19 August 2022, and will expire on 31 December 2026.

This intangible asset is tested for impairment annually or more frequently if events or changes in circumstances indicate that the carrying value may be impaired.

The recoverable amount of the cash-generating unit of DNA Star Vegas has been determined based on its value in use. A valuation of the 100% equity interest in DNA Star Vegas Company Limited was undertaken as at 30 June 2022. Based on the valuation undertaken as at 30 June 2022, the value in use was determined to be \$125,986,894 (US\$86,791,743 converted at 30 June 2022 spot rate).

The valuation as at 30 June 2022 was determined using budgeted gross margin based on past performance and its expectations for the future and are considered to be reasonably achievable. The valuation is based on a 5-year cash flow forecast period. The first year of revenue in the valuation is based on approximately 60% of pre-pandemic monthly average revenue during the period June 2019 to March 2020.

The second year of forecast revenue in the valuation reflects a growth rate of 9.1% and 3% in subsequent years. The pre-tax discount rate used of 16.52% reflects specific risks relating to the relevant segments and the countries in which they operate. The discount rate has been decreased compared to the prior period rate used of 18.65%. The valuation was determined using a foreign exchange rate between Thai Baht and US Dollar of 35.359 THB:1 USD. Capital expenditure of THB96 million (AU\$4 million at the spot rate) in total over the forecast period was included in the valuation.

The recoverable amount calculation for the cash-generating unit of DNA Star Vegas is most sensitive to changes in the discount rate and forecast revenue. An increase in excess of 0.98% (from 16.52% to 17.50%) would result in impairment of the cash-generating unit of DNA Star Vegas, as would a decrease in forecast revenue in excess of 3.41% for the first two years within the forecast period.

The resumption of limited casino operations as of 18 June 2022 is a positive indicator for future earnings and growth potential, particularly with the easing of travel restrictions and the reopening of the border between Cambodia and Thailand which will encourage more international travel. Based on the valuation, the Directors determined that no impairment loss was required to be recognised for the year ended 30 June 2022 (2021: \$8,376,114).

Land right

Intangible asset of \$23,824 (2021: \$24,184) relates to a 30-year land use right in the Socialist Republic of Vietnam. Land use right is stated at cost less accumulated amortisation and any impairment losses. The amortisation period is 30 years. This intangible asset is tested for impairment annually or more frequently if events or changes in circumstances indicate that the carrying value may be impaired.

Note 14. Non-current assets - construction in progress

	Consolidated	
	2022	2021
	\$	\$
Property construction works in progress - at cost	493,307	456,257

Reconciliations

Reconciliations of the written down values at the beginning and end of the current and previous financial year are set out below:

Consolidated	Construction works in progress
	\$
Balance at 1 July 2020	495,712
Exchange differences	(39,455)
Balance at 30 June 2021	456,257
Exchange differences	37,050
Balance at 30 June 2022	493,307

Construction relates to costs incurred for the construction of the new Aristo Casino.

Amounts previously recognised as prepaid construction costs are transferred to construction in progress, once associated works have been completed.

Once recognised as part of construction in progress the amounts are then carried on the statement of financial position at cost, until such time as the asset is completed and ready for its intended use. Work in progress is not depreciated, but tested for impairment annually. Once ready for its intended use an amount equal to the cost of the completed asset will be transferred to property plant and equipment or non current prepayment and accounted for in accordance with the consolidated entity's accounting policy for each asset class.

DONACO INTERNATIONAL LIMITED
Notes to financial statements
30 June 2022

Consolidated

2022 **2021**
\$ **\$**

Note 15. Non-current assets - other

Other debtors	4,267	3,947
Bonds and security deposits	754,172	-
	<u>758,439</u>	<u>3,947</u>

Note 16. Current liabilities - trade and other payables

Trade payables (note 26)	3,525,736	3,707,146
Deposits received	36,269	36,553
Floating chips (note 26)	6,587,247	6,817,476
Interest payable	473,162	9,266
Other payables and accrued expenses	7,602,451	5,643,326
	<u>18,224,865</u>	<u>16,213,767</u>

Refer to note 26 for further information on financial instruments.

Floating chips

The number of floating chips is determined as the difference between the number of chips in use and the actual chips counted by the casino as at reporting date.

Consolidated

2022 **2021**
\$ **\$**

Note 17. Current liabilities - borrowings

Joint Stock Commercial Ocean Bank	1,510,999	1,559,595
Mega International Commercial Bank Co Ltd	-	9,044,680
Joint Stock Commercial Bank for Foreign Trade of Vietnam (Vietcombank)	288,165	493,711
Shareholder loan	15,140,354	-
	<u>16,939,518</u>	<u>11,097,986</u>

An unsecured loan facility agreement was signed in July 2021 with Mr Lee Bug Huy, the current Chief Executive Officer and executive director, for a loan of US\$7.8 million (AU\$11.3 million as at 30 June 2022 spot rate). An additional loan facility agreement was entered into on 2 May 2022 for an additional US\$5 million (AU\$7.3 million at the 30 June 2022 spot rate). As at 30 June 2022, US\$10.4 million had been drawn down on the loan, leaving an unutilised portion of US \$2.4 million (AU\$15.1 million and AU\$3.5 million respectively as at 30 June 2022 spot rate). The majority of the loan terms are materially the same as those of the Mega Bank facility, including an interest rate of 6% per annum. The original loan facility of US\$7.8 million (AU\$11.3 million as at 30 June 2022 spot rate) is due to be repaid three years from the first drawdown, while the additional loan facility of US\$5 million (AU\$7.3 million at the 30 June 2022 spot rate) is due to be repaid four years from the first drawdown under the additional facility agreement. The lender however may at any time require early repayment with a minimum of one month's prior notice. The lender has provided a letter of financial support to Donaco which states that he will not withdraw or call upon the loan should it affect any creditor of the Company in a detrimental way. Such financial support is provided for the foreseeable future covering a minimum period of 12 months from the date of issue of the audited financial statements for the year ended 30 June 2022.

Refer to note 26 for further information on financial instruments.

Consolidated

2022 **2021**
\$ **\$**

Total secured liabilities

The total secured current liabilities are as follows:

Joint Stock Commercial Ocean Bank	1,510,999	1,559,595
Mega International Commercial Bank Co Ltd	-	9,044,680
Joint Stock Commercial Bank for Foreign Trade of Vietnam (Vietcombank)	288,165	493,711
	<u>1,799,164</u>	<u>11,097,986</u>

Mortgage to Joint Stock Commercial Ocean Bank

A mortgage was registered by the Ocean Bank of Vietnam over the assets of the Aristo International Hotel on 11 July 2011. Total borrowings as per the statement of financial position as at 30 June 2022 under this arrangement were \$1,510,999 (2021: \$1,559,595).

Mega International Commercial Bank Co Ltd

The final instalment to Mega Bank was paid on 30 December 2021 and the loan is now fully repaid. The assets that were pledged as security for the loan from Mega International Commercial Bank Co Ltd were also released as of 22 March 2022.

DONACO INTERNATIONAL LIMITED
Notes to financial statements
30 June 2022

Note 17. Current liabilities - borrowings (continued)

Joint Stock Commercial Bank for Foreign Trade of Vietnam

The loan from the Joint Stock Commercial Bank for Foreign Trade of Vietnam (Vietcombank) was drawn down in January to March 2021 and has a maturity date of 18 September 2022. The borrowing is guaranteed over properties held by Lao Cai International Hotel Joint Venture Company Ltd. Total borrowings as at 30 June 2022 is \$288,165 (30 June 2021: \$493,711).

	Consolidated	
	2022	2021
	\$	\$
<i>Financing arrangements</i>		
Unrestricted access was available at the reporting date to the following lines of credit (current and non current):		
Total facilities:		
Bank loans	1,799,164	11,097,986
Shareholder loan	18,580,376	-
	<u>20,379,540</u>	<u>11,097,986</u>
Used at the reporting date:		
Bank loans	1,799,164	11,097,986
Shareholder loan	15,140,354	-
	<u>16,939,518</u>	<u>11,097,986</u>
Unused at the reporting date:		
Bank loans	-	-
Shareholder loan	3,440,022	-
	<u>3,440,022</u>	<u>-</u>

Note 18. Current liabilities - income tax

Provision for income tax	<u>1,488,914</u>	<u>1,291,435</u>
--------------------------	------------------	------------------

Note 19. Current liabilities - employee benefits

Accrued salaries, wages and other benefits	<u>96,344</u>	<u>75,887</u>
--	---------------	---------------

Note 20. Non-current liabilities - trade and other payables

Other payables - non current	<u>10,842</u>	<u>12,814</u>
------------------------------	---------------	---------------

DONACO INTERNATIONAL LIMITED
Notes to financial statements
30 June 2022

Note 21. Leases

As part of the settlement agreements on resolution of the dispute between Lee Hoe Property Co., Ltd, the landlord of DNA Star Vegas and the company, an amended perpetual lease agreement was executed as of 2 March 2020 in relation to the DNA Star Vegas lease, which grants Donaco security of tenure over the Star Vegas casino until 15 June 2115. The lease is in relation to land of approximately 232,189 square meters located in Poi Pet, Cambodia. This follows an additional lease payment of US\$20 million (AU\$29.0 million as at 30 June 2022 spot rate) to Lee Hoe Property Co., Ltd. The monthly lease payment is US\$20,000 (AU\$29,032 as at 30 June 2022 spot rate) for the first 5 years from the effective settlement date, US\$30,000 (AU\$43,548 as at 30 June 2022 spot rate) per month starting from the 6th year to the end of the 10th year, and from the 11th year onwards, the monthly rent will increase 3% every 3 years. In addition, for the five financial years commencing 1 July 2020, there is an entitlement to share 25% of the Star Vegas business EBITDA in excess of US\$16 million (AU\$23.2 million as at 30 June 2022 spot rate) of the EBITDA of the relevant financial year.

Under the amended perpetual lease agreement, the lease is for a period of 50 years with an option to extend for another 50 years. However, the extension period of 50 years has not been included in the lease liability and right-of-use asset calculation as it remains uncertain that both parties (Donaco and Lee Hoe Property Co., Ltd) will agree to extend the lease term. Accordingly, while Donaco has security of tenure over the Star Vegas Casino to 15 June 2115 following finalisation of the settlement agreements, the lease liability and right-of-use asset have been calculated as at 30 June 2022 over the remaining 43 years to June 2065.

Lao Cai International Hotel Joint Venture Company Limited has a non-cancellable operating lease commitment over a 50-year term in respect of its casino premises in Lao Cai, Vietnam. The lease commenced 8 April 2011 and the remaining lease term as at 30 June 2022 is approximately 39 years.

During the year, a lease agreement was also entered into for new office premises in Kuala Lumpur, Malaysia. The lease term commenced on 1 January 2022 and is for a period of 2 years.

(i) Amounts recognised in the statement of financial position

The statement of financial position shows the following amounts relating to leases:

	Consolidated	
	2022	2021
	\$	\$
Right-of-use assets (recognised as part of property, plant and equipment)		
Properties	30,946,391	31,933,947
	<u>30,946,391</u>	<u>31,933,947</u>
Lease liability		
Properties - current	-	41,445
Properties - non-current	8,575,146	7,650,565
	<u>8,575,146</u>	<u>7,692,010</u>

Additions to the right-of-use assets during the year were \$14,831 (2021: \$29,456,700).

The lease liability has been measured at the present value of the remaining lease payments over the term of the lease. For the lease in relation to the land in Cambodia, the lease payments were discounted using an incremental borrowing rate of 6.53%. The lease payments for Vietnam were discounted using a discount rate of 9.5%, while the discount rate used for the Kuala Lumpur office premises was 3.25%.

(i) Amounts recognised in the statement of comprehensive income

The statement of comprehensive income shows the following amounts relating to leases:

	Consolidated	
	2022	2021
	\$	\$
Depreciation of right-of-use asset (recognised as part of depreciation expense)	765,077	554,864
Interest expense (included in finance cost)	473,433	336,138

There were no payments made for the leases in Cambodia and Vietnam during the year ended 30 June 2022 (30 June 2021: nil). Payments for the lease in Vietnam are not due until May 2025. For the lease in Cambodia, the outstanding payable balance as at 30 June 2022 was \$786,864 (30 June 2021: \$399,030), recognised in trade and other payables. Under the lease agreement, the landlord Lee Hoe Property Co., Ltd has the right to terminate the lease without penalty, after giving a one-month written notice to DSV. DSV has received a confirmation letter from Lee Hoe Property Co., Ltd, in which the landlord confirms that they will not exercise this right to terminate for the foreseeable future, covering a minimum period of 12 months from the date of issue of the financial statements for the year ended 30 June 2022.

DONACO INTERNATIONAL LIMITED
Notes to financial statements
30 June 2022

Note 22. Equity - issued capital

	Consolidated			
	2022	2021	2022	2021
	Shares	Shares	\$	\$
Ordinary shares - fully paid	<u>1,234,727,414</u>	<u>1,234,727,414</u>	<u>372,584,126</u>	<u>372,584,126</u>
Details		Date	Shares	\$
Balance		30 June 2020	822,930,805	358,372,299
Shares issued		27 July 2020	<u>411,796,609</u>	<u>14,211,827</u>
Balance		30 June 2021	<u>1,234,727,414</u>	<u>372,584,126</u>
Balance		30 June 2022	<u>1,234,727,414</u>	<u>372,584,126</u>

Ordinary shares

Ordinary shares entitle the holder to participate in dividends and the proceeds on the winding up of the company in proportion to the number of and amounts paid on the shares held. The fully paid ordinary shares have no par value and the company does not have a limited amount of authorised capital.

On a show of hands every member present at a meeting in person or by proxy shall have one vote and upon a poll each share shall have one vote.

Entitlement offer during the year ended 30 June 2021

On 3 July 2020 the company issued a pro-rata, non-renounceable fully underwritten entitlement offer of 1 new share in the company for every 2 shares held by eligible shareholders at a price of \$0.035 for 411,796,609 new shares, to raise approximately AUD14.4 million (before costs). The offer was subsequently completed on 27 July 2020, with a total of 113,692,949 of new shares applied for by shareholders and the remaining 298,103,660 new shares acquired by Mr Lee Bug Tong and Mr Lee Bug Huy. Post completion of the entitlement offer and associated underwriting, Mr Lee Bug Huy and Mr Lee Bug Tong hold a relevant interest in the Company of 42.12%, an increase from their previous interest of 17.99%.

The funds raised were used to make principal repayments to Mega Bank and also to meet the working capital needs of the casino operations and other corporate, administration and transaction costs.

Capital risk management

The consolidated entity's objectives when managing capital are to safeguard its ability to continue as a going concern, so that it can provide returns for shareholders and benefits for other stakeholders and to maintain an optimum capital structure to reduce the cost of capital.

In order to maintain or adjust the capital structure, the consolidated entity may adjust the amount of dividends paid to shareholders, return capital to shareholders, issue new shares or sell assets to reduce debt.

The consolidated entity would look to raise capital when an opportunity to invest in a business or company was seen as value adding relative to the current parent entity's share price at the time of the investment.

The capital risk management policy remains unchanged from the 2021 financial statements.

Treasury shares are shares in Donaco International Limited that are held by Smartequity EIS Pty Ltd for the purpose of issuing shares under the employee share scheme. Shares issued to employees are recognised on a first-in-first-out basis.

Details	Number of	\$
	shares	
Opening balance 1 July 2020	<u>1,257,192</u>	<u>518,116</u>
Balance 30 June 2021	<u>1,257,192</u>	<u>518,116</u>
Balance 30 June 2022	<u>1,257,192</u>	<u>518,116</u>

DONACO INTERNATIONAL LIMITED
Notes to financial statements
30 June 2022

Note 23. Equity - reserves

	Consolidated	
	2022	2021
	\$	\$
Revaluation surplus reserve	1,855,327	1,855,327
Foreign currency reserve	35,921,480	28,097,197
Employee share option reserve	3,369,254	3,369,254
	<u>41,146,061</u>	<u>33,321,778</u>

Consolidated	Revaluation surplus reserve	Share-based payment reserve	Foreign currency reserve	Total
	\$	\$	\$	\$
Balance at 1 July 2020	1,855,327	3,369,254	42,454,937	47,679,518
Foreign currency translation	-	-	(14,357,740)	(14,357,740)
Balance at 30 June 2021	<u>1,855,327</u>	<u>3,369,254</u>	<u>28,097,197</u>	<u>33,321,778</u>
Foreign currency translation	-	-	7,824,283	7,824,283
Balance at 30 June 2022	<u>1,855,327</u>	<u>3,369,254</u>	<u>35,921,480</u>	<u>41,146,061</u>

Nature and purpose of equity reserves

Revaluation surplus

The revaluation surplus reserve is used to record increments and decrements in the fair value of net assets of disposed entities.

Share-based payment

The reserve is used to recognise:

- the grant date fair value of options issued to key management personnel but not exercised; and
- the issue of options held by the Employee Share Option Trust to key management personnel.

Foreign currency

Exchange differences arising on translation of the foreign controlled entity are recognised in other comprehensive income as described in note 1 and accumulated in a separate reserve within equity. The cumulative amount is reclassified to profit or loss when the net investment is disposed of.

	Consolidated	
	2022	2021
	\$	\$
Note 24. Equity - accumulated losses		
Accumulated losses at the beginning of the financial year	(244,972,931)	(270,150,057)
(Loss) / profit after income tax expense for the year	(16,491,628)	25,177,126
Accumulated losses at the end of the financial year	<u>(261,464,559)</u>	<u>(244,972,931)</u>

Note 25. Equity - dividends

The dividend policy that was announced on 29 August 2017 stated that the consolidated entity intends to pay out 10-30% of net profit after tax as dividends to shareholders, with the intention to provide regular half-yearly dividend payments, subject to the consolidated entity's then current working capital requirements and growth plans. Shareholders should note that the payment of dividends is not guaranteed.

No dividends were paid for the year ended 30 June 2022 (2021: nil).

Franking credit balance

	Consolidated	
	2022	2021
	\$	\$
Franking credits available for subsequent reporting periods after payment of tax liability based on a tax rate of 30% (2021: 30%)	<u>471,682</u>	<u>471,682</u>

Note 26. Financial instruments

Financial risk management objectives

The consolidated entity's activities expose it to a variety of financial risks: market risk (including foreign currency risk and interest rate risk), credit risk and liquidity risk. The consolidated entity's overall risk management program focuses on the unpredictability of financial markets and seeks to minimise potential adverse effects on the financial performance of the consolidated entity. The consolidated entity uses different methods to measure different types of risk to which it is exposed. These methods include sensitivity analysis in the case of interest rate, foreign exchange and other price risks and ageing analysis for credit risk.

Risk management is carried out by senior finance executives ('finance') under policies approved by the Board of Directors ('the Board'). These policies include identification and analysis of the risk exposure of the consolidated entity and appropriate procedures, controls and risk limits. Finance identifies, evaluates and hedges financial risks within the consolidated entity's operating units. Finance reports to the Board on a monthly basis.

Market risk

Market risk is the risk that changes in market prices, such as interest rate and foreign exchange rate will affect the consolidated entity's income.

Foreign currency risk

The consolidated entity is exposed to foreign exchange fluctuations in relation to cash generated for working capital purposes, denominated in foreign currencies and net investments in foreign operations, in which the functional currencies are Vietnamese Dong and Thai Baht.

Foreign exchange risk arises from future commercial transactions and recognised financial assets and financial liabilities denominated in a currency that is not the entity's functional currency. The risk is measured using sensitivity analysis and cash flow forecasting. An assessment of the sensitivity of the consolidated entity's exposure to interest rate movements was performed, and was found to be immaterial for the purposes of this disclosure.

Exchange rate exposures are managed within approved policy parameters and material movements are not expected. The consolidated entity does not enter into any forward exchange contracts to buy or sell specified foreign currencies.

The average exchange rates and reporting date exchange rates applied were as follows:

	Average exchange rate		Reporting date exchange rate	
	2022	2021	2022	2021
Australian dollars				
USD	1.3777	1.3391	1.4516	1.3301
THB	0.0412	0.0433	0.0411	0.0415
VND	0.0001	0.0001	0.0001	0.0001
CNY	0.2135	0.2024	0.2168	0.2060
MYR	0.3258	0.3246	0.3295	0.3203
SGD	1.0132	0.9947	1.0434	0.9892
HKD	0.1765	0.1726	0.1850	0.1713

The carrying amount of the consolidated entity's foreign currency denominated financial assets and financial liabilities at the reporting date were as follows:

	Assets		Liabilities	
	2022	2021	2022	2021
Consolidated				
USD	60,035	236,450	(21,714,522)	(2,521,638)
CNY	2,684,175	2,642,200	(6,493,453)	(6,744,703)
MYR	11,052	67,322	(10,294)	(2,307)
SGD	-	-	(17,641)	(16,715)
HKD	3,507	11,761	(73,855)	(57,022)
	<u>2,758,769</u>	<u>2,957,734</u>	<u>(28,309,765)</u>	<u>(9,342,385)</u>

DONACO INTERNATIONAL LIMITED
Notes to financial statements
30 June 2022

Note 26. Financial instruments (continued)

A 5% strengthening of the AUD against the various foreign currencies at the balance date would increase/(decrease) the Company's profit/(loss) after tax by the amounts shown below. The analysis assumes that all other variables remain constant.

Consolidated	% Change	AUD strengthened	
		Effect on profit after tax 2022	Effect on profit after tax 2021
USD	5%	1,082,724	114,259
CNY	5%	190,464	205,125
MYR	5%	(38)	(3,251)
SGD	5%	882	836
HKD	5%	3,517	2,263
		<u>1,277,549</u>	<u>319,232</u>

A 5% weakening of the AUD against the various currencies would have had the equal but opposite effect on the above currencies to the amounts shown above, on the basis that all other variables remain constant.

Interest rate risk

The consolidated entity's exposure to the risk of changes in market interest rates relates primarily to the consolidated entity's bank loans and debt obligations and its cash and cash equivalents. The consolidated entity manages its interest rate risk by using a combination of variable and fixed rate borrowings.

As at the reporting date, the consolidated entity had the following cash and cash equivalents and borrowings:

Consolidated	2022		2021	
	Weighted average interest rate	Balance	Weighted average interest rate	Balance
	%	\$	%	\$
Bank loans	6.21%	(1,799,164)	6.77%	(11,097,986)
Shareholder loan	6.00%	(15,140,354)	n/a	-
Cash at bank	0.00%	320,105	0.01%	1,412,484
Fixed deposits	n/a	-	3.10%	243,735
Net exposure to cash flow interest rate risk		<u>(16,619,413)</u>		<u>(9,441,767)</u>

An analysis by remaining contractual maturities is shown in 'liquidity and interest rate risk management' below.

An assessment of the sensitivity of the consolidated entity's exposure to interest rate movements was performed, and was found to be not significant for the purposes of this disclosure.

DONACO INTERNATIONAL LIMITED
Notes to financial statements
30 June 2022

Note 26. Financial instruments (continued)

Credit risk

Credit risk refers to the risk that a counterparty will default on its contractual obligations resulting in financial loss to the consolidated entity. The consolidated entity has a strict code of credit, including obtaining agency credit information, confirming references and setting appropriate credit limits. The consolidated entity obtains guarantees where appropriate to mitigate credit risk. The maximum exposure to credit risk at the reporting date to recognised financial assets is the carrying amount, net of any provisions for impairment of those assets, as disclosed in the statement of financial position and notes to the financial statements. The consolidated entity does not hold any collateral.

Liquidity risk

Vigilant liquidity risk management requires the consolidated entity to maintain sufficient liquid assets (mainly cash and cash equivalents) and available borrowing facilities to be able to pay debts as and when they become due and payable.

The consolidated entity maintains cash to meet all its liquidity requirements and manages its liquidity by carefully monitoring cash outflows due in a day-to-day and week-to-week basis. Furthermore, the consolidated entity's long term liquidity needs are identified in its annual Board approved budget, and updated on a quarterly basis through revised forecasts.

Remaining contractual maturities

The following tables detail the consolidated entity's remaining contractual maturity for its financial liabilities. The tables have been drawn up based on the undiscounted cash flows of financial liabilities based on the earliest date on which the financial liabilities are required to be paid.

	Weighted average interest rate	1 year or less	Between 1 and 2 years	Between 2 and 5 years	Over 5 years	Total contractual maturities
	%	\$	\$	\$	\$	\$
Consolidated - 2022						
Non-derivatives						
<i>Non-interest bearing</i>						
Trade payables	-	3,525,736	-	-	-	3,525,736
Floating chips	-	6,587,247	-	-	-	6,587,247
<i>Interest bearing - fixed</i>						
Shareholder loan	6.00%	15,140,354	-	-	-	15,140,354
<i>Interest bearing - variable</i>						
Bank loans	6.21%	1,799,164	-	-	-	1,799,164
Lease liabilities	2.20%	356,292	352,338	1,778,519	29,326,158	31,813,307
Total non-derivatives		27,408,793	352,338	1,778,519	29,326,158	58,865,808
	Weighted average interest rate	1 year or less	Between 1 and 2 years	Between 2 and 5 years	Over 5 years	Total contractual maturities
	%	\$	\$	\$	\$	\$
Consolidated - 2021						
Non-derivatives						
<i>Non-interest bearing</i>						
Trade payables	-	3,707,146	-	-	-	3,707,146
Floating chips	-	6,817,476	-	-	-	6,817,476
<i>Interest-bearing - variable</i>						
Bank loans	6.77%	11,097,986	-	-	-	11,097,986
Lease liabilities	2.31%	378,079	319,224	1,334,733	27,977,231	30,009,268
Total non-derivatives		22,000,687	319,224	1,334,733	27,977,231	51,631,876

The cash flows in the maturity analysis above are not expected to occur significantly earlier than contractually disclosed above.

Fair value of financial instruments

Unless otherwise stated, the carrying amounts of financial instruments reflect their fair value.

DONACO INTERNATIONAL LIMITED
Notes to financial statements
30 June 2022

Note 27. Key management personnel disclosures

Directors

The following persons were directors of Donaco International Limited during the financial year:

Roderick John Sutton	Non-Executive Director
Lee Bug Huy	Executive Director
Porntat Amatavivadhana	Non-Executive Chairman
Andrew Phillips	Non-Executive Director
Issaraya Intrapaiboon	Non-Executive Director

Other key management personnel

The following persons also had the authority and responsibility for planning, directing and controlling the major activities of the consolidated entity, directly or indirectly, during the financial year:

Gordon Lo	Chief Financial Officer
-----------	-------------------------

Compensation

The aggregate compensation made to directors and other members of key management personnel of the consolidated entity is set out below:

	Consolidated	
	2022	2021
	\$	\$
Short-term employee benefits	1,133,769	1,541,998
Post-employment benefits	15,177	14,434
	<u>1,148,946</u>	<u>1,556,432</u>

Note 28. Remuneration of auditors

During the financial year the following fees were paid or payable for services provided by Crowe the auditor of the company, and unrelated firms:

	Consolidated	
	2022	2021
	\$	\$
<i>Audit services - Crowe Sydney</i>		
Audit or review of the financial statements	123,000	123,000
	<u>123,000</u>	<u>123,000</u>
<i>Audit services - related firms</i>		
Audit or review of the financial statements	122,614	150,469
Preparation of the tax return	1,052	1,034
	<u>123,666</u>	<u>151,503</u>
<i>Audit services - unrelated firms</i>		
Audit or review of the financial statements	52,044	47,782
	<u>52,044</u>	<u>47,782</u>
<i>Other services - unrelated firms</i>		
Preparation of the tax return	2,169	2,204
	<u>2,169</u>	<u>2,204</u>

DONACO INTERNATIONAL LIMITED
Notes to financial statements
30 June 2022

Note 29. Commitments

Consolidated	
2022	2021
\$	\$

Capital commitments

Committed at the reporting date but not recognised as liabilities, payable:

Property, plant and equipment

36,920	37,258
<u>36,920</u>	<u>37,258</u>

The consolidated entity leases out its premises in the DNA Star Vegas Casino under non-cancellable operating leases. There were no outstanding leases as at 30 June 2022 and 30 June 2021.

Note 30. Related party transactions

Parent entity

Donaco International Limited is the legal parent entity. Donaco International Limited is listed on the Australian Securities Exchange (ASX: DNA).

Subsidiaries

Interests in subsidiaries are set out in note 32.

Key management personnel

Disclosures relating to key management personnel are set out in note 27 and the remuneration report included in the directors' report.

Transactions with related parties

The following transactions occurred with related parties during 2022:

Consolidated	
2022	2021
\$	\$

Non-competition settlement amount from vendors of DNA Star Vegas

- 50,885,800

Settlement of management fee payable and interest expense to vendors of DNA Star Vegas

- (24,103,800)

Interest expenses on shareholder loan from Mr Lee Bug Huy

(460,905) -

The above transactions occurred at commercial rates.

Consolidated	
2022	2021
\$	\$

Loans to/from related parties

Shareholder loan from Mr Lee Bug Huy

15,140,354 -

Refer to note 17 regarding details of the loan with Mr Lee Bug Huy.

Terms and conditions

All transactions were made on normal commercial terms and conditions and at market rates.

DONACO INTERNATIONAL LIMITED
Notes to financial statements
30 June 2022

Note 31. Parent entity information

Set out below is the supplementary information about the parent entity.

Statement of profit or loss and other comprehensive income

	2022	Parent 2021
	\$	\$
(Loss) / profit after income tax	(9,727,748)	22,186,718
Total comprehensive (loss) / income	(9,727,748)	22,186,718

Statement of financial position

Total current assets	8,149,446	7,626,103
Total assets	160,088,726	153,466,660
Total current liabilities	31,405,447	15,055,633
Total liabilities	31,405,447	15,055,633
Equity		
Issued capital	420,547,212	420,547,212
Employee share option reserve	3,369,254	3,369,254
Accumulated losses	(295,233,187)	(285,505,439)
Total equity	128,683,279	138,411,027

Guarantees entered into by the parent entity in relation to the debts of its subsidiaries

As at 30 June 2022, the parent entity did not act as a guarantor in relation to debt for any of its subsidiaries.

Contingent liabilities

The parent entity had no contingent liabilities as at 30 June 2022 and 30 June 2021.

Capital commitments - Property, plant and equipment

The parent entity had no capital commitments for property, plant and equipment at as 30 June 2022 and 30 June 2021.

Significant accounting policies

The accounting policies of the parent entity are consistent with those of the consolidated entity, as disclosed in note 1, except for the following:

- Investments in subsidiaries are accounted for at cost, less any impairment, in the parent entity.
- Dividends received from subsidiaries are recognised as other income by the parent entity.

Note 32. Interests in subsidiaries

The consolidated financial statements incorporate the assets, liabilities and results of the following subsidiaries in accordance with the accounting policy described in note 1:

Name	Principal place of business / Country of incorporation	Ownership interest	
		2022 %	2021 %
Donaco Australia Pty Ltd	Australia	100%	100%
Donaco Singapore Pte Ltd	Singapore	100%	100%
Donaco Holdings Ltd *	British Virgin Islands	100%	100%
Donaco Holdings Sdn Bhd *	Malaysia	100%	100%
Lao Cai International Hotel Joint Venture Company *	Vietnam	95%	95%
Donaco Hong Kong Limited	Hong Kong	100%	100%
Donaco Holdings (Hong Kong) Pte Ltd *	Hong Kong	100%	100%
DNA Star Vegas Co. Limited **	Cambodia	100%	100%
Donaco Investment (S) Pte Ltd *	Singapore	100%	100%

* Subsidiary of Donaco Singapore Pte Ltd

** Subsidiary of Donaco Hong Kong Limited

The principal activities of each subsidiary are:

Donaco Australia Pty Ltd - Dormant (previously operated New Zealand games service, discontinued in January 2015).

Donaco Singapore Pte Ltd - Holding company for Vietnamese casino operations.

Donaco Holdings Ltd - Cost centre for corporate operations.

Donaco Holdings Sdn Bhd - Cost centre for corporate operations.

Donaco Holdings (Hong Kong) Pte Ltd - Cost centre for corporate operations and marketing activities.

Lao Cai International Hotel Joint Venture Company - Operates Vietnamese casino operations.

Donaco Hong Kong Limited - Holding company for Cambodian casino operations.

DNA Star Vegas Co. Limited - Operates Cambodian casino operations.

Donaco Investment (S) Pte Ltd - Investment company.

DONACO INTERNATIONAL LIMITED
Notes to financial statements
30 June 2022

Note 32. Interests in subsidiaries (continued)

Summarised financial information

Summarised financial information of the subsidiary with non-controlling interests that are material to the consolidated entity are set out below:

Lao Cai International Hotel Joint Venture Company

	2022	2021
	\$	\$
<i>Summarised statement of financial position</i>		
Current assets	3,428,673	4,093,319
Non-current assets	60,917,349	59,365,982
Total assets	<u>64,346,022</u>	<u>63,459,301</u>
Current liabilities	10,938,266	10,821,281
Non-current liabilities	6,567,893	5,943,869
Total liabilities	<u>17,506,159</u>	<u>16,765,150</u>
Net assets	<u><u>46,839,863</u></u>	<u><u>46,694,151</u></u>
<i>Summarised statement of profit or loss and other comprehensive income</i>		
Revenue	1,490,572	1,203,215
Expenses	(5,002,213)	(5,452,536)
Loss before income tax expense	(3,511,641)	(4,249,321)
Income tax expense	16,763	15,001
Loss after income tax expense	<u>(3,494,878)</u>	<u>(4,234,320)</u>
<i>Statement of cash flows</i>		
Net cash used in operating activities	(511,072)	(1,651,333)
Net cash from investing activities	875	761
Net cash used in financing activities	(403,368)	(994,735)
Net decrease in cash and cash equivalents	<u>(913,565)</u>	<u>(2,645,307)</u>
<i>Other financial information</i>		
Loss attributable to non-controlling interests	(174,744)	(230,176)
Accumulated non-controlling interests at the end of reporting period	<u>1,626,841</u>	<u>1,801,585</u>

DONACO INTERNATIONAL LIMITED
Notes to financial statements
30 June 2022

Note 33. Events after the reporting period

DSV casino licence renewal

On 19 August 2022, DNA Star Vegas was presented with its casino licence which will expire on 31 December 2026.

Additional funding

Drawdowns of US\$0.7 million, US\$0.3 million and US\$1.2 million (AU\$1.1 million, AU\$0.4 million and AU\$1.7 million as at 30 June 2022 spot rate) were made in July, August and September 2022 respectively under the additional loan facility entered into on 2 May 2022. However in August 2022, an amount of US\$0.3 million (AU\$0.4 million as at 30 June 2022 spot rate) was repaid to the lender, as the DSV casino has generated sufficient funds following the resumption of limited operations on 18 June 2022. The unutilised portion of the additional loan facility is therefore US\$0.5 million (AU\$0.7 million as at 30 June 2022 spot rate). A further US\$0.2m (AU\$0.3m as at 30 June 2022) is expected to be repaid in late September 2022.

COVID-19 pandemic

Subsequent to year end, the impact of the COVID-19 pandemic continues to evolve with the easing of travel restrictions by the Thai and Cambodian governments, as a result of high vaccination rates and declining COVID-19 infection rates in the region. Management continues to place a heavy emphasis on continued cost control measures and mitigation activities in order to reduce operating expenses and to preserve cash balances. The consolidated entity will continue to monitor the potential implications of the ongoing pandemic and the impact on operations.

There are no other events subsequent to the reporting period that may have a material impact on the financial statements.

Note 34. Net cash flows from operating activities

	Consolidated	
	2022	2021
	\$	\$
a) Reconciliation of profit / (loss) after income tax to net cash from operating activities		
(Loss) / profit after income tax expense for the year	(16,666,372)	24,946,950
Adjustments for:		
Depreciation and amortisation	8,358,521	8,984,417
Impairment of intangible assets	-	8,376,114
Impairment of receivables	736,637	408,847
Non-cash net proceeds on settlement of litigation matters	-	(50,885,800)
Non-cash finance costs	-	6,732,271
Change in operating assets and liabilities:		
Decrease / (increase) in trade and other receivables	361,365	(370,023)
Decrease / (increase) in inventories	12,405	(41,812)
(Increase) / decrease in other operating assets	(722,701)	204,109
Increase in deferred tax assets	(19,841)	(13,811)
Increase / (decrease) in trade and other payables	2,011,098	(3,898,885)
Increase in provision for income tax	197,479	1,137,139
Increase / (decrease) in provisions for employee benefits	20,457	(120,484)
Net cash used in operating activities	<u>(5,710,952)</u>	<u>(4,540,968)</u>
b) Change in liabilities arising from financing activities		2022
		\$
Borrowings at beginning of the year (note 17)		11,097,986
Proceeds from loan borrowings		14,369,667
Repayments		(9,734,849)
Foreign exchange adjustments		1,206,714
Borrowings at end of the year (note 17)		<u>16,939,518</u>

DONACO INTERNATIONAL LIMITED
Notes to financial statements
30 June 2022

	Consolidated	
	2022	2021
	\$	\$
Note 35. (Loss) / earnings per share		
(Loss) / profit after income tax	(16,666,372)	24,946,950
Non-controlling interest interest share of loss	174,744	230,176
	<u>(16,491,628)</u>	<u>25,177,126</u>
	Numbers	Numbers
Weighted average number of ordinary shares used in calculating basic loss / earnings per share	1,234,727,414	1,199,365,413
Adjustments for calculation of diluted loss / earnings per share:		
Options over ordinary shares	-	-
Weighted average number of ordinary shares used in calculating diluted loss / earnings per share	<u>1,234,727,414</u>	<u>1,199,365,413</u>
	Cents	Cents
Basic (loss) / earnings per share	(1.34)	2.10
Diluted (loss) / earnings per share	(1.34)	2.10

Note 36. Share-based payments

Employee shares

No shares were granted or outstanding under an employee share scheme at any time during the year ended 30 June 2022.

Employee options

No options were granted or outstanding at any time during the year ended 30 June 2022.

Note 37. Contingent assets and liabilities

As at 30 June 2022, the consolidated entity has contingent liabilities in respect of the increased penalties and interest on the late payment of the obligatory payments payable by DNA Star Vegas to the Ministry of Economy and Finance of the Kingdom of Cambodia (see note 7). The contingent liabilities are as follows:

	2022	2021
	\$	\$
Penalties plus interest on non-payment of tax obligatory payments to MoEF under:		
- Lump Sum Tax Regime	1,292,471	232,768
- Real Tax Regime	288,397	133,010
	<u>1,580,868</u>	<u>365,778</u>

Other than the above, there are no contingent assets or liabilities at 30 June 2022 or 30 June 2021.

DONACO INTERNATIONAL LIMITED
Directors' declaration
30 June 2022

In the directors' opinion:

- the attached financial statements and notes comply with the *Corporations Act 2001*, the Accounting Standards, the Corporations Regulations 2001 and other mandatory professional reporting requirements;
- the attached financial statements and notes comply with International Financial Reporting Standards as issued by the International Accounting Standards Board as described in note 1 to the financial statements;
- the attached financial statements and notes give a true and fair view of the consolidated entity's financial position as at 30 June 2022 and of its performance for the financial year ended on that date; and
- there are reasonable grounds to believe that the company will be able to pay its debts as and when they become due and payable.

The directors have been given the declarations required by section 295A of the *Corporations Act 2001*.

Signed in accordance with a resolution of directors made pursuant to section 295(5)(a) of the *Corporations Act 2001*.

On behalf of the directors



Mr Porntat Amatavivadhana
Chairman

28 September 2022
Sydney

For personal use only

Independent Auditor's Report to the Members of Donaco International Limited

Report on the Audit of the Financial Report

Opinion

We have audited the financial report of Donaco International Limited (the Company) and its subsidiaries (the Group), which comprises the consolidated statement of financial position as at 30 June 2022, the consolidated statement of profit or loss and other comprehensive income, the consolidated statement of changes in equity and the consolidated statement of cash flows for the year then ended, and notes to the financial statements, including a summary of significant accounting policies, and the directors' declaration.

In our opinion, the accompanying financial report of the Group is in accordance with the *Corporations Act 2001*, including:

- (a) giving a true and fair view of the Group's financial position as at 30 June 2022 and of its financial performance for the year then ended;
- (b) and complying with Australian Accounting Standards and the *Corporations Regulations 2001*.

Basis for Opinion

We conducted our audit in accordance with Australian Auditing Standards. Our responsibilities under those standards are further described in the *Auditor's Responsibilities for the Audit of the Financial Report* section of our report. We are independent of the Group in accordance with the auditor independence requirements of the *Corporations Act 2001* and the ethical requirements of the Accounting Professional and Ethical Standards Board's APES 110 *Code of Ethics for Professional Accountants (including Independence Standards)* (the Code) that are relevant to our audit of the financial report in Australia. We have also fulfilled our other ethical responsibilities in accordance with the Code.

We believe that the audit evidence we have obtained is sufficient and appropriate to provide a basis for our opinion.

Liability limited by a scheme approved under Professional Standards Legislation.

The title 'Partner' conveys that the person is a senior member within their respective division, and is among the group of persons who hold an equity interest (shareholder) in its parent entity, Findex Group Limited. The only professional service offering which is conducted by a partnership is external audit, conducted via the Crowe Australasia external audit division and Unison SMSF Audit. All other professional services offered by Findex Group Limited are conducted by a privately owned organisation and/or its subsidiaries.

Findex (Aust) Pty Ltd, trading as Crowe Australasia is a member of Crowe Global, a Swiss verein. Each member firm of Crowe Global is a separate and independent legal entity. Findex (Aust) Pty Ltd and its affiliates are not responsible or liable for any acts or omissions of Crowe Global or any other member of Crowe Global. Crowe Global does not render any professional services and does not have an ownership or partnership interest in Findex (Aust) Pty Ltd. Services are provided by Crowe Sydney, an affiliate of Findex (Aust) Pty Ltd. Liability limited by a scheme approved under Professional Standards Legislation.

© 2022 Findex (Aust) Pty Ltd

Material Uncertainty Related to Going Concern

We draw attention to Note 1 in the financial report, which indicates that the Group's current liabilities exceeded its current assets by \$29,324,262 as at 30 June 2022. The consolidated entity recorded net operating cash outflows of \$5,710,952 and net loss after income tax of \$16,666,372 for the year then ended. As stated in Note 1, the directors have prepared the 30 June 2022 financial report on a going concern basis and have been taking actions to address these financial positions. Should the events or actions set forth in Note 1 not eventuate, it may result in a material uncertainty that may cast significant doubt on the consolidated entity's ability to continue as a going concern and whether it will be able to realise its assets and extinguish its liabilities in the ordinary course of business at the amounts stated. Our opinion is not modified in respect of this matter.

Key Audit Matters

Key audit matters are those matters that, in our professional judgement, were of most significance in our audit of the financial report of the current period. These matters were addressed in the context of our audit of the financial report as a whole, and in forming our opinion thereon, and we do not provide a separate opinion on these matters.

Key Audit Matter	How we addressed the Key Audit Matter
Impairment assessment of intangible assets (Note 13)	
<p>The carrying value of the Group's casino license asset was \$17,644,117 as at 30 June 2022. The licence is classified as an intangible asset with an indefinite useful life and is subject to annual impairment assessment.</p> <p>The impairment assessment of the intangible asset is a key audit matter because of the complexity and subjectivity involved, including key assumptions made.</p>	<p>Our audit procedures included, amongst others, the following:</p> <ul style="list-style-type: none"> • Assessed management's determination of the cash generating unit ("CGU") and the CGU's carrying value. • Assessed reasonableness of cash flow forecasts by comparing the base year in the forecast calculation to the current period's actual results. • Assessed the appropriateness of the currency used in the model. • Assessed reasonableness of the key assumptions used, being revenue growth rate, discount rate, and terminal growth rate. • Checked that the income tax rate agreed to the prevailing rate. • Tested the mathematical accuracy and components of the model that supports the impairment assessment. • Checked the sensitivity of the impairment assessment by focusing on the discount and growth rates. • Evaluated the adequacy of the judgments and sources of estimation uncertainty disclosures in the consolidated financial report.

For personal use only

Key Audit Matter	How we addressed the Key Audit Matter
Renewal of Casino Licence (Note 2,13)	
<p>The casino licence at DNA Star Vegas was subject to renewal on an annual basis. The licence expired on 31 December 2021 and was in the process of being renewed at reporting date.</p> <p>The renewal requirements have been varied under the Law on the Management of Commercial Gambling that was issued in November 2020. Under this Law, the new requirements include a minimum capital requirement, payment of deposit equivalent to 5% of the DNA Star Vegas's share capital amount, and obtaining a Patent Tax Certificate.</p> <p>The renewal of casino licence is considered a key audit matter due to the significant changes in the current year's requirements and the requirement to have a valid licence to continue operating the casino at DNA Star Vegas.</p>	<p>Our audit procedures included, amongst others, the following:</p> <ul style="list-style-type: none"> • Vouched the full renewal fee payment to the Commercial Gambling Management Commission ("CGMC") of Cambodia. • Vouched the payment of deposit to an equivalent of 5% of DNA Star Vegas' share capital account to the CGMC. • Verified the resolution of Donaco Hong Kong, the immediate holding company, to increase the share capital of DNA Star Vegas to meet the required share capital of US\$12.5 million (equivalent to AU\$18 million at 30 June 2022) • Verified the authorisation from the Ministry of Commerce for DNA Star Vegas to increase its share capital to US\$12.5 million. • Vouched the renewed license certificate which was presented to DNA Star Vegas on 19 August 2022.

Other Information

The directors are responsible for the other information. The other information comprises the information included in the Group's Annual Report for the year ended 30 June 2022 but does not include the financial report and our auditor's report thereon.

Our opinion on the financial report does not cover the other information and accordingly we do not express any form of assurance conclusion thereon.

In connection with our audit of the financial report, our responsibility is to read the other information and, in doing so, consider whether the other information is materially inconsistent with the financial report or our knowledge obtained in the audit or otherwise appears to be materially misstated.

If, based on the work we have performed, we conclude that there is a material misstatement of this other information, we are required to report that fact. We have nothing to report in this regard.

Responsibilities of the Directors for the Financial Report

The directors of the Company are responsible for the preparation of the financial report that gives a true and fair view in accordance with Australian Accounting Standards and the *Corporations Act 2001* and for such internal control as the directors determine is necessary to enable the preparation of the financial report that gives a true and fair view and is free from material misstatement, whether due to fraud or error.

In preparing the financial report, the directors are responsible for assessing the ability of the Group to continue as a going concern, disclosing, as applicable, matters related to going concern and using the going concern basis of accounting unless the directors either intend to liquidate the Group or to cease operations, or have no realistic alternative but to do so.

For personal use only

Auditor's Responsibilities for the Audit of the Financial Report

Our objectives are to obtain reasonable assurance about whether the financial report as a whole is free from material misstatement, whether due to fraud or error, and to issue an auditor's report that includes our opinion. Reasonable assurance is a high level of assurance, but is not a guarantee that an audit conducted in accordance with the Australian Auditing Standards will always detect a material misstatement when it exists. Misstatements can arise from fraud or error and are considered material if, individually or in the aggregate, they could reasonably be expected to influence the economic decisions of users taken on the basis of this financial report.

As part of an audit in accordance with the Australian Auditing Standards, we exercise professional judgement and maintain professional scepticism throughout the audit. We also:

- Identify and assess the risks of material misstatement of the financial report, whether due to fraud or error, design and perform audit procedures responsive to those risks, and obtain audit evidence that is sufficient and appropriate to provide a basis for our opinion. The risk of not detecting a material misstatement resulting from fraud is higher than for one resulting from error, as fraud may involve collusion, forgery, intentional omissions, misrepresentations, or the override of internal control.
- Obtain an understanding of internal control relevant to the audit in order to design audit procedures that are appropriate in the circumstances, but not for the purpose of expressing an opinion on the effectiveness of the Group's internal control.
- Evaluate the appropriateness of accounting policies used and the reasonableness of accounting estimates and related disclosures made by the directors.
- Conclude on the appropriateness of the directors' use of the going concern basis of accounting and, based on the audit evidence obtained, whether a material uncertainty exists related to events or conditions that may cast significant doubt on the Group's ability to continue as a going concern. If we conclude that a material uncertainty exists, we are required to draw attention in our auditor's report to the related disclosures in the financial report or, if such disclosures are inadequate, to modify our opinion. Our conclusions are based on the audit evidence obtained up to the date of our auditor's report. However, future events or conditions may cause the Group to cease to continue as a going concern.
- Evaluate the overall presentation, structure and content of the financial report, including the disclosures, and whether the financial report represents the underlying transactions and events in a manner that achieves fair presentation.
- Obtain sufficient appropriate audit evidence regarding the financial information of the entities or business activities within the Group to express an opinion on the group financial report. The auditor is responsible for the direction, supervision and performance of the group audit. The auditor remains solely responsible for the audit opinion.

We communicate with the directors regarding, among other matters, the planned scope and timing of the audit and significant audit findings, including any significant deficiencies in internal control that we identify during the audit.

We also provide the directors with a statement that we have complied with relevant ethical requirements regarding independence, and to communicate with them all relationships and other matters that may reasonably be thought to bear on our independence, and where applicable, actions taken to eliminate threats or safeguards applied.

From the matters communicated with the directors, we determine those matters that were of most significance in the audit of the financial report of the current period and are therefore the key audit matters. We describe these matters in the auditor's report unless law or regulation precludes public disclosure about the matter or when, in extremely rare circumstances, we determine that a matter should not be communicated in the auditor's report because the adverse consequences of doing so would reasonably be expected to outweigh the public interest benefits of such communication.

Report on the Remuneration Report

Opinion on the Remuneration Report

We have audited the remuneration report included in pages 9 to 16 of the directors' report for the year ended 30 June 2022.

In our opinion, the remuneration report of Donaco International Limited., for the year ended 30 June 2022, complies with section 300A of the *Corporations Act 2001*.

Responsibilities

The directors of the Company are responsible for the preparation and presentation of the remuneration report in accordance with section 300A of the *Corporations Act 2001*. Our responsibility is to express an opinion on the remuneration report, based on our audit conducted in accordance with Australian Auditing Standards.

Crowe Sydney

Crowe Sydney



Suwarti Asmono
Partner

28 September 2022
Sydney

For personal use only

DONACO INTERNATIONAL LIMITED
Shareholder information
30 June 2022

The shareholder information set out below was applicable as at 7 September 2022.

Distribution of equitable securities

Analysis of number of equitable security holders by size of holding:

	Number of holders of ordinary shares
1 to 1,000	318
1,001 to 5,000	301
5,001 to 10,000	182
10,001 to 100,000	532
100,001 and over	273
	<u>1,606</u>

Equity security holders

Twenty largest quoted equity security holders

The names of the twenty largest security holders of quoted equity securities are listed below:

	Ordinary Shares	
	Number held	% of total shares issued
HSBC CUSTODY NOMINEES (AUSTRALIA) LIMITED	261,113,270	21.14%
ON NUT ROAD LIMITED	158,574,603	12.84%
TECHATUT SUKCHAROENKRAISRI	149,051,830	12.07%
BHUVASITH CHAIARUNROJH	149,051,830	12.07%
CITICORP NOMINEES PTY LIMITED	120,379,919	9.74%
BNP PARIBAS NOMS PTY LTD<DRP>	59,349,563	4.80%
BNP PARIBAS NOMINEES PTY LTD<IB AU NOMS RETAILCLIENT DRP>	41,956,111	3.40%
MR TECK LEE PATRICK TAN	38,232,459	3.09%
J P MORGAN NOMINEES AUSTRALIA PTY LIMITED	29,135,410	2.36%
HSBC CUSTODY NOMINEES (AUSTRALIA) LIMITED	23,299,331	1.89%
BNP PARIBAS NOMS PTY LTD<GLOBAL MARKETS DRP>	13,842,755	1.12%
MONEX BOOM SECURITIES (HK) LTD<CLIENTS ACCOUNT>	13,388,946	1.08%
TA SECURITIES HOLDINGS BERHAD	7,559,313	0.61%
MR TIMOTHY JOHN EAKIN<ESTATE LATE VJA FLYNN A/C>	6,000,000	0.49%
HATIM TAIY PTY LIMITED<V J A FLYNN SETTLEMENT A/C>	5,616,500	0.45%
BNP PARIBAS NOMS(NZ) LTD<DRP>	5,245,000	0.42%
MR DANKO DRAGICEVIC	4,454,576	0.36%
DEFENDER EQUITIES PTY LTD<DEFENDER AUS OPPORTUN FD A/C>	3,570,000	0.29%
MRS ANTONIA CAROLINE COLLOPY	3,000,000	0.24%
GPI MANAGEMENT SERVICES PTY LTD	2,800,000	0.23%
CERTANE CT PTY LTD<FLANNERY FOUNDATION>	2,791,469	0.23%
	<u>1,098,412,885</u>	<u>88.91%</u>

Unquoted equity securities

	Number on issue
Employee options	-
Warrants	-

DONACO INTERNATIONAL LIMITED
Shareholder information
30 June 2022

Substantial holders

Substantial holders in the company are set out below:

	Ordinary Shares	
	Number held	% of total shares issued
ON NUT ROAD LIMITED	158,574,603	12.84%
TECHATUT SUKCHAROENKRAISRI (aka Lee Bug Huy)	149,051,830	12.07%
BHUVASITH CHAIARUNROJH (aka Lee Bug Tong)	149,051,830	12.07%

Voting rights

The voting rights attached to ordinary shares and options are set out below:

Ordinary shares

On a show of hands every member present at a meeting in person or by proxy shall have one vote and upon a poll each share shall have one vote.

Options

There are no voting rights attached to options. Upon exercise of the option, the issued shares will confer full voting rights.

Warrants

There are no voting rights attached to warrants. Upon conversion of the warrant, the issued shares will confer full voting rights.

There are no other classes of equity securities.

For personal use only

DONACO INTERNATIONAL LIMITED
Corporate directory
30 June 2022

Directors	Porntat Amatavivadhana - Non-Executive Chairman Roderick John Sutton - Non-Executive Director Lee Bug Huy - Executive Director Andrew Phillips - Non-Executive Director Issaraya Intrapai boon - Non-Executive Director
Company secretary	Hasaka Martin
Registered office	Level 43 25 Martin Place Sydney NSW 2000 Australia
Principal place of business	Level 43 25 Martin Place Sydney NSW 2000 Australia
Share register	Automic Level 5 126 Phillip Street Sydney NSW 2001 +61 2 9698 5414
Auditor	Crowe Sydney Level 24 1 O'Connell St Sydney NSW 2000
Stock exchange listing	Donaco International Limited shares are listed on the Australian Securities Exchange (ASX code: DNA)
Website	www.donacointernational.com
Corporate Governance Statement	The Corporate Governance Statement of Donaco International Limited is available from our website www.donacointernational.com , via the tab headed "Investor Relations".

For personal use only