

KKR Credit Income Fund (ASX:KKC)

Monthly Investment Update: As of 31 August 2022



Net Tangible Assets (NTA)	A\$758,653,917	NTA Per Unit	A\$2.29
Unit Pricing	Monthly	ASX Unit Price	A\$2.02

FUND PERFORMANCE

As of 31 August 2022	1 Month	3 Month	6 Month	1 Year	3 Year Annualised	5 Year Annualised	Inception* Annualised	Inception* Cumulative
Total Returns (Net)	+1.56%	+0.18%	-4.21%	-3.55%	-	-	+0.85%	+3.05%
Distribution⁽¹⁾	+0.48%	+1.62%	+2.84%	+5.23%	-	-	+3.91%	+11.47%
Distribution (A\$/Unit)	0.0109	0.0371	0.0671	0.1271	-	-	0.0902	0.2774

* Inception of KKC was 21st November 2019

Distribution Based on Closing NAV ¹ (%)	Jul	Aug	Sept	Oct	Nov	Dec	Jan	Feb	Mar	Apr	May	Jun	FYTD
Previous Financial Year	-	+0.79%	+0.40%	+0.39%	+0.40%	+0.40%	+0.40%	+0.40%	+0.40%	+0.41%	+0.41%	+0.65%	+5.05%
Current Financial Year	+0.49%	+0.48%	-	-	-	-	-	-	-	-	-	-	+0.97%

For a full list of distributions made since Inception, please visit the Investor Centre at www.kkcaustralia.com.au. Past performance is not indicative of future performance and the portfolio characteristics are subject to change.

MONTHLY UPDATE

For the month of August 2022, the KKR Credit Income Fund ("KKC" or the "Trust") recorded a total net return of +1.56%².

KKC declared a distribution of A\$0.011 (0.48% of NTA) for the month. KKC expects investors to receive A\$0.011 per month for the current financial year². This is in line with the announced FY23 distribution estimate of A\$0.13125 or 5.25% (based on Issue Price). As of the 31st August NTA of A\$2.29, this represents a yield of ~5.73%.

It was pleasing that KKC returned +1.56% in August while the leveraged loan index produced a smaller positive return of +1.15% and high yield bonds were down over the month of August returning -2.07%. The high yield bond rally we saw through July failed to sustain through August. Meanwhile, leveraged loans performed positively amid a hawkish Fed, weak economic growth and lighter volumes. Also 10-year Treasuries, high-grade bonds and emerging market bonds returned -3.97%, -2.59% and -1.17% in August respectively.

The weighted average price of the underlying assets in the portfolio stood at 90.6% of par as at month end. The Yield to Maturity, which is inversely related to prices, stood at 11.5% as at month end⁴. The current yield of the underlying assets in the portfolio was 8.2% as at month end⁴.

Key portfolio positioning and changes in the underlying portfolio from 31 July, 2022 and 31 August 2022⁵:

- Defaulted assets continue to be absent for KKC with 0% of the portfolio (% based upon Market Value) rated as "D" by Rating Agencies⁶;

- The proportion of floating rate assets in the fund is at 67%, the majority of which are loans. Loan coupons are generally based on 3-month LIBOR plus a fixed credit spread. Because the interest rate component of the coupon resets quarterly, loans have a low interest rate duration of approximately 0.25 years. Loans and other floating rate assets can act as a natural hedge against inflation and rising interest rates. The portfolio is still intentionally overweight floating rate assets and has a low duration of 1.3 years compared to ~4 years for the high yield bond market as a whole;
- Industrials and Consumer Discretionary remain the two largest sectors at 24% each. The fund is also deliberately underweight Energy with only 1% of the portfolio invested in this sector;
- KKC's exposure to senior secured assets stands at 61%. Senior secured assets, which are secured by a collateral package from the borrower that can be repossessed to the lender if repayments aren't met, afford greater downside protection for our investors, relative to unsecured assets (39%).

European Direct Lending (EDL) had three new additions during the month; a German pharmaceutical company, a UK based consulting firm with a primary focus on capital and infrastructure projects, and a UK defence electronics company. There were no realisations over the month.

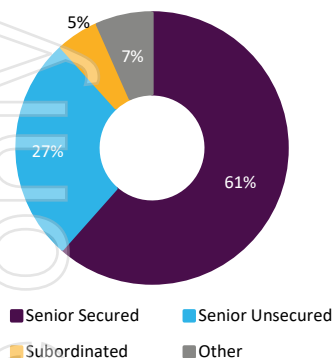
EDL was ~73% net deployed (on a Cost basis) across 36 privately originated assets as at month end.

KKR Credit Income Fund (ASX:KKC)

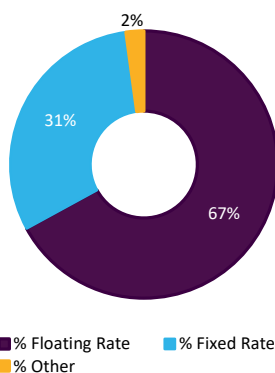
Monthly Investment Update: As of 31 August 2022

PORTFOLIO CONSTRUCTION⁽⁵⁾

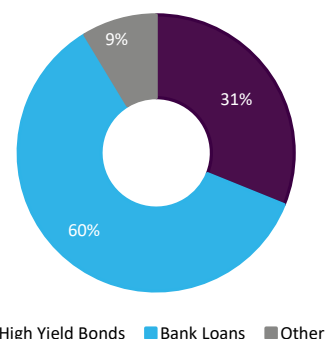
CAPITAL STRUCTURE DISTRIBUTION



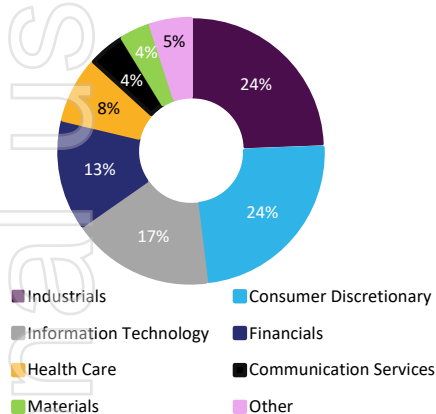
COUPON TYPE



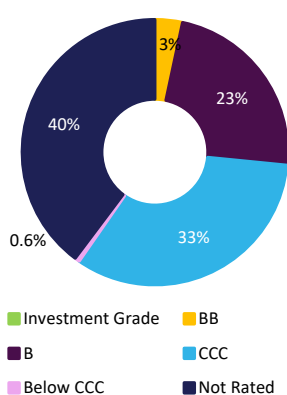
ASSET TYPE DIVERSIFICATION



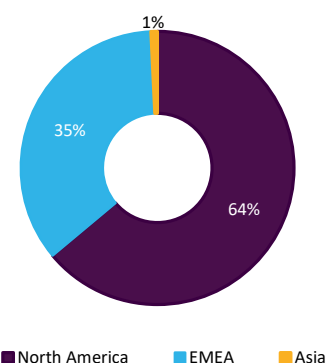
SECTOR DIVERSIFICATION



RATING DIVERSIFICATION⁽⁶⁾



GEOGRAPHIC DIVERSIFICATION



OTHER PORTFOLIO DETAILS⁽⁵⁾

Number of Issuers ⁽⁴⁾	Asset Mix	Yield-to-Maturity on Underlying Assets	Portfolio Interest Rate Duration (Yrs.)	Average Price	Current Yield on Underlying Assets
179	67% Traded Credit / 33% Private Credit	11.5%	1.3	90.6	8.2%

ISSUER CONCENTRATION (% OF PORTFOLIO):

Top 10	Top 20	Top 25	Top 50	Top 100
21.2%	35.5%	41.9%	65.8%	91.0%

TOP 10 HOLDINGS

Holding	Weight	Type	Sector	Coupon Type	Security	Seniority	Country	Currency
Varsity Brands	2.8%	Loan	Apparel, Accessories & Luxury	Floating	Senior Secured	First Lien	United States	USD
Misys Ltd	2.6%	Loan	Application Software	Floating	Senior Secured	First Lien	United States	USD
Douglas Holding	2.5%	Bond	Specialty Stores	Fixed	Senior Secured	First Lien	Germany	EUR
Carnival Corp	2.1%	Bond	Hotels, Resorts & Cruise Lines	Fixed	Senior Unsecured	Unsecured	United States	USD
Vantage	2.1%	Loan	Specialty Chemicals	Floating	Senior Secured	First Lien	United States	USD
Solera LLC	2.0%	Loan	Application Software	Floating	Senior Secured	Second Lien	United States	USD
NEP	1.9%	Loan	Broadcasting	Floating	Senior Secured	First Lien	United States	USD
National Financial	1.9%	Bond	Insurance Brokers	Fixed	Senior Unsecured	Unsecured	United States	USD
ICE	1.7%	Loan	Biotechnology	Floating	Senior Secured	First Lien	Italy	EUR
Ardonagh	1.7%	Loan	Insurance Brokers	Floating	Senior Secured	First Lien	United Kingdom	GBP
21.2%								

This investment update and the statistics surrounding the top 10 holdings in the KKR Credit Income Fund is provided solely for informational purposes. The information contained herein is only as current as of the date indicated, and may be superseded by subsequent market events or for other reasons.

For more information please refer to www.kkcaustralia.com.au

KKR Credit Income Fund (ASX:KKC)

Monthly Investment Update: As of 31 August 2022



KKC OVERVIEW

The Trust aims to provide investors with attractive, risk-adjusted returns and access to a diversified portfolio of income generating alternative credit investments through the Trust's investment across strategies managed by the credit investment teams of Kohlberg Kravis Roberts & Co. L.P. ("KKR").

These strategies comprise the Global Opportunistic Credit strategy and European Direct Lending strategy, which seek to take advantage of the attractive opportunities that KKR sees in the market. The Trust's investment objective is to provide an income stream as well as to achieve attractive long-term capital appreciation over a full market cycle.

The Trust seeks to deliver investors with a distribution yield of 4% - 6% per annum⁽²⁾, paid monthly in arrears. KKC has announced that for the financial year ended June 2023, KKC is targeting a distribution of +5.25% based on the issue NTA per unit of A\$2.50² (13.125c per year). The Trust continues to target a medium-term average total return of 6% - 8% per annum⁽⁷⁾.

The Trust is appropriate for investors with "High" risk and return profiles.

A suitable investor for this fund is prepared to accept high risk in the pursuit of capital growth with a medium to long investment timeframe. Investors should refer to the [TMD](#) for further information

KKR OVERVIEW

Established in 1976, KKR is a global investment firm with industry-leading investment experience, a pioneering attitude to ESG management and a strong culture committed to teamwork.

As of 30 June 2022, KKR had A\$713.3 billion of assets under management, of which A\$259.3 billion sits within KKR Credit.⁽⁸⁾

KKR has a global presence with offices in 21 cities across 4 continents, including Sydney, Australia. KKR employs approximately 180 investment professionals in the Credit business.

KKC represents the largest pool of capital for KKR's Australian business and KKR now has two permanent members of its Client Partner Group based in Sydney. The Client Partner Group is responsible for client and market engagement across KKR's breadth of funds and strategies.

KEY TRUST INFORMATION AS AT 31 August 2022

Trust Name	KKR Credit Income Fund (ARSN 634 082 107)
ASX Code	KKC
ASX Listing	21 November 2019
Market Capitalisation	669,343,754
Units On Issue	331,358,294
Investment Manager	KKR Australia Investment Management Pty Ltd (ABN 42 146 164 454)
Responsible Entity	The Trust Company (RE Services) Limited (ABN 45 003 278 831)
Management Fee	0.88% per annum of the NTA, plus net GST of 0.022% per annum of the NTA ⁽⁹⁾
Performance Fee	Up to 5.125% of the net annualised return (inclusive of net GST, less RTIC), multiplied by the 'Adjusted NAV' with a hurdle of RBA cash rate plus 4.00% and subject to a high water mark ⁽⁹⁾
Asset Class	Fixed Income, AUD Hedged

CONTACT INFORMATION

BOARDROOM

1300-131-856 (Australia)
+612-9290-9688 (outside Australia)
www.boardroomlimited.com.au
enquiries@boardroomlimited.com.au

KKR CREDIT INCOME TRUST

www.kkcaustralia.com.au

RESEARCH

BondAdviser

Independent
Investment Research

Zenith
Investment Partners

KKR Credit Income Fund (ASX:KKC)

Monthly Investment Update: As of 31 August 2022



FOOTNOTES

- (1) Distribution % calculated as the distribution per unit divided by the closing NTA of the previous month. The multi period calculations sum the dividend yields received and does not compound them.
- (2) Net of fees and expenses incurred by the Trust, but before tax. The target distribution is only a target and may not be achieved. All investments are subject to risk which means you may lose all or a portion of the amount you invest or you may otherwise achieve distributions and returns that are lower than any target distribution or target return. Before making an investment decision, it is important to understand the risks that can affect the value of your investment. Investors should read the risks described in Section 8 of the PDS.
- (3) Source: JP Morgan as of 31 August 2022. JP Morgan has not consented to the inclusion of this statement in this document.
- (4) This yield represents the views of KKR Credit as of 31 August 2022 regarding the likely current yields of investments in KKC's GCOF-style SMA and EDL over a full market cycle and is subject to change. There is no guarantee that the assumptions upon which estimated current yields are based will materialise as anticipated. These YTM and current yield figures exclude cash balances.
- (5) Based on look through to KKC's underlying funds. Represents GCOF strategy and EDL assets as of 31 August 2022.
- (6) Source: KKR as of 31 August 2022. Credit ratings are statements of opinion of a relevant credit agency about the likelihood of a borrower to meet its interest and principal payment and repayment obligations when they fall due. Credit ratings are not statements of fact or recommendations to purchase, hold or sell securities. Credit ratings do not address the suitability of securities or the suitability of securities for investment purposes, and should not be relied upon as investment advice.
- (7) Target medium-term average total return net of fees and expenses incurred by the Trust, before tax. The distribution yield over a given period may be lower than the total return in this period to the extent that the total return includes unrealised gains. Investors should review the Risk summary set out in Section 1 and Section 8 of the PDS for important information regarding Target Total Returns and the Trust's ability to achieve them. Past performance is not indicative of future results.
- (8) The KKR Credit group is comprised of KKR Credit Advisors (US) LLC, KKR Alternative Investment Management and KKR Credit Advisors (EMEA) LLP. AUM is updated quarterly in line with KKR's public filings.
- (9) This is a summary only – see section 9 of the PDS for more detail.

Important Information

GENERAL

This information has been prepared by KKR Australia Investment Management Pty Ltd ABN 42 146 164 454, AFSL 420 085 ("KKR" or "The Manager"), and authorized for release and issued by The Trust Company (RE Services) Limited ABN 45 003 278 831, AFSL 235150 ("TTCRESL"). TTCRESL is the responsible entity and issuer of the KKR Credit Income Fund ARSN 634 082 107 ("Trust"). TTCRESL has appointed KKR to act as the manager of the Trust. This update is general information only and is not intended to provide you with financial advice or take into account your objectives, financial situation or needs. You should consider, with a financial adviser, whether the information is suitable for your circumstances. To the extent permitted by law, no liability is accepted for any loss or damage as a result of any reliance on this information. Past performance is not indicative of future performance. This information is believed to be accurate at the time of compilation and is provided in good faith. This information may contain information contributed by third parties. KKR and TTCRESL do not warrant the accuracy or completeness of any information contributed by a third party. Any term not defined in the document has the same meaning as defined in the PDS.

Before making any investment decisions you should consider the Product Disclosure Statement (PDS) and Target Market Determination (TMD) for the Trust issued by TTCRESL and the Trust's other periodic and continuous disclosure announcements lodged with the Australian Securities Exchange (ASX), which are available at www.kkcaustralia.com.au or can be obtained by calling 1300-131-856 within Australia.

None of KKR, its affiliates or its related corporate bodies, or any company in the Perpetual Group (Perpetual Group means Perpetual Limited ABN 86 000 431 827 and its subsidiaries) guarantees the performance of the Trust or the return of an investor's capital. This information does not constitute an offer, invitation, solicitation or recommendation with respect to the purchase or sale of the Trust's units.

Information in this Document

This information is only as current as the date indicated, and may be superseded by subsequent market events or for other reasons.

This information may contain projections or other forward-looking statements and comments regarding future events, including targets or expectations regarding the Trust's business, plans and strategies. Forward-looking statements also include prospective financial information for the Trust. Forward looking statements can generally be identified by the use of forward looking words such as, "expect", "anticipate", "likely", "intend", "should", "could", "may", "predict", "plan", "propose", "will", "believe", "forecast", "estimate", "target" and other similar words that involve risks and uncertainties. Indications of, and guidance or outlook on, future earnings or financial position or performance are also forward looking statements. Forward looking statements involve inherent risks and uncertainties, both general and specific, and there is no assurance that such events or targets will be achieved. A number of important factors could cause the Trust's actual results to differ materially from the plans, objectives, expectations, estimates and intentions expressed in such forward looking statements, and many of these factors are beyond the control of TTCRESL and KKR. This information is not a promise or representation as to the future and past performance is not a guarantee of future performance. Statements or assumptions in this information as to future matters may prove to be incorrect and may be superseded by subsequent market events or for other reasons. You acknowledge that the circumstances may change and that this information may become outdated as a result.

You should make your own independent assessment of this information and seek your own independent professional advice in relation to the information and any action taken on the basis of the information.

Any term not defined in this document has the same meaning as defined in the PDS.

For more information please refer to www.kkcaustralia.com.au