

BUILDING A NICKEL EMPIRE

Annual General Meeting

31 May 2022

A clearly defined growth path to becoming a top-10 global nickel producer

ersonal use only

This presentation has been prepared by Nickel Mines Limited (ABN 44 127 510 589) ('NIC'). The information contained in this presentation is for information purposes only and has been prepared for use in conjunction with a verbal presentation and should be read in that context.

The information contained in this presentation is not investment or financial product advice and is not intended to be used as the basis for making an investment decision. Please note that, in providing this presentation, NIC has not considered the objectives, financial position or needs of any particular recipient. NIC strongly suggests that investors consult a financial advisor prior to making an investment decision.

This presentation is strictly confidential and is intended for the exclusive use of the institution to which it is presented. It may not be reproduced, disseminated, quoted or referred to, in whole or in part, without the express consent of NIC.

No representation or warranty, express or implied, is made as to the fairness, accuracy, completeness or correctness of the information, opinions and conclusions contained in this presentation. To the maximum extent permitted by law, none of NIC, their respective related bodies corporates, shareholders, directors, officers, employees, agents or advisors, nor any other person accepts any liability, including, without limitation, any liability for any loss arising from the use of information contained in this presentation.

This presentation may include "forward looking statements". Such forward looking statements are not guarantees of future performance and involve known and unknown risks, uncertainties and other factors, many of which are beyond the control of NIC and their respective officers, employees, agents or associates that may cause actual results to differ materially from those expressed or implied in such statement. Actual results, performance or achievements may vary materially from any projections and forward-looking statements and the assumptions on which those statements are based. NIC assumes no obligation to update such information.

This presentation is not, and does not constitute, an offer to sell or the solicitation, invitation or recommendation to purchase any securities and neither this presentation nor anything contained in it forms the basis of any contract or commitment.

NICKEL **INDUSTRIES**

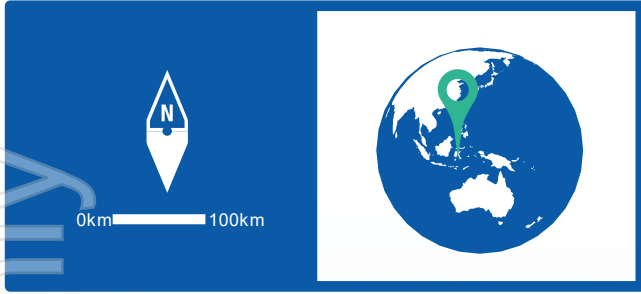
A new name to reflect the industrial nature of our operations

**A WORLD CLASS INDUSTRIAL
PROCESSING BUSINESS**

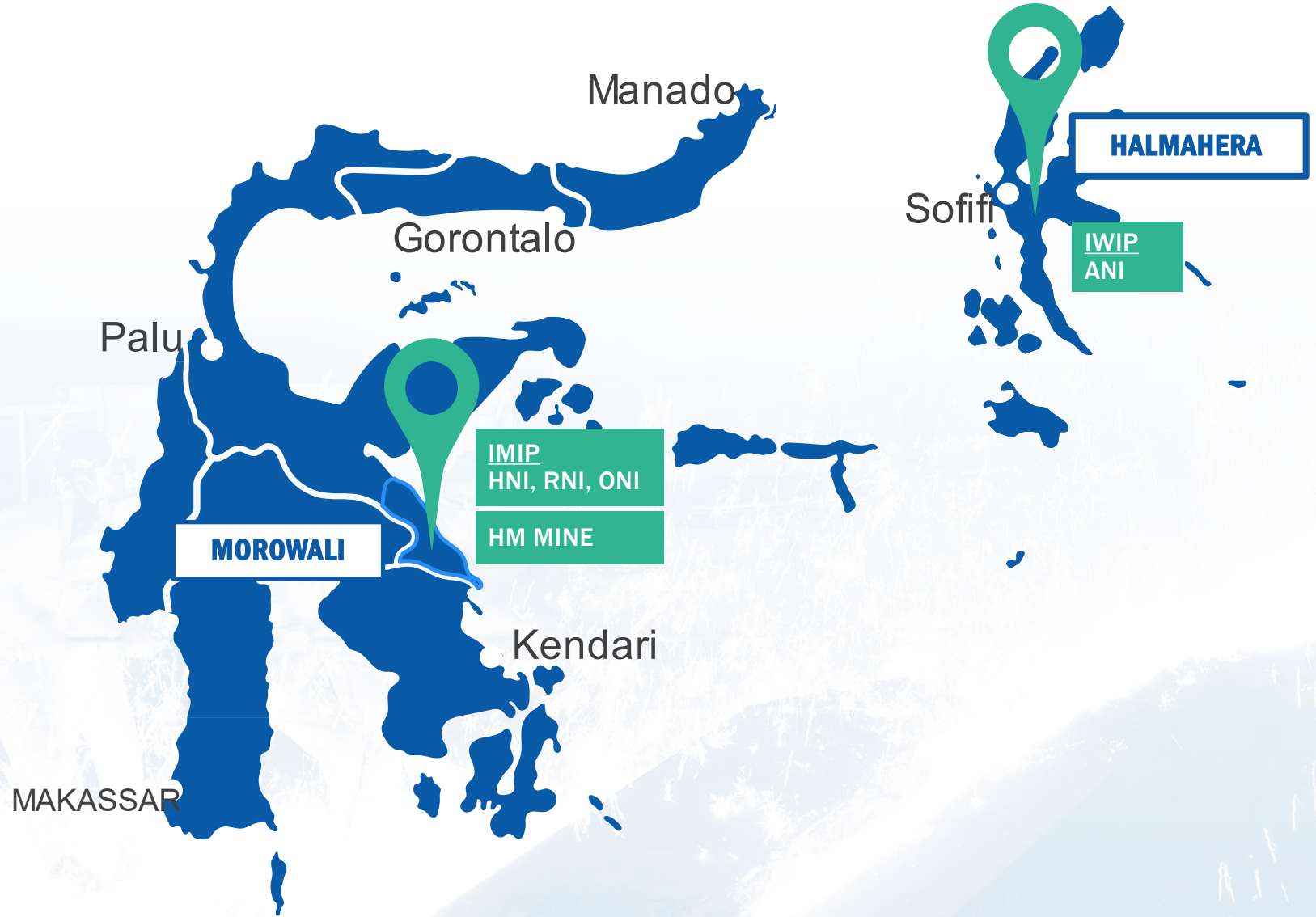
**PRODUCING THE LOWEST CAPITAL INTENSIVE AND SOME OF THE
MOST PROFITABLE NICKEL UNITS IN THE GLOBAL MARKET IN
PARTNERSHIP WITH TSINGSHAN - THE WORLD'S LARGEST,
LOWEST COST STAINLESS STEEL PRODUCER.**

ersonal use only

Indonesia – the undisputed epicentre of global nickel supply



Nickel Mines has established operating footprints in what are now two of the world's largest nickel production centres



IMIP



RKEF lines	44 operating RKEF lines (8 under construction)
Steel production capacity	3Mt stainless-steel per annum
Employees	~45,000 total (40,000 locals)
NIC interest %	80% interest HNI/RNI – operating 70% interest ONI – under construction
HPAL	HNC – commissioning QMB – Q2 2022

IWIP



RKEF lines	31 operating RKEF lines (17 under construction)
Steel production capacity	Currently no stainless-steel capacity
Employees	~35,000 total (30,000 locals)
NIC interest %	80% interest ANI – commissioning

Two world class nickel production centres employing ~70,000 local workers

IMIP HNI

80%
OPERATING

Hengjaya Nickel Project (HNI)

2 RKEF lines

- nameplate capacity - 15ktpa
- FY 2021 production - 20,020 t Ni
- 33.5% above nameplate

80% interest acquired for US\$180M

(all equity funded)

Material income tax concessions

7-year tax holiday (~4 years remaining) plus 2 additional years at @50% of corporate tax rate

Monthly repatriations of operating profits

IMIP RNI

80%
OPERATING

Ranger Nickel Project (RNI)

2 RKEF lines

- nameplate capacity - 15ktpa
- FY 2021 production - 20,390 t Ni
- 35.9% above nameplate

80% interest acquired for US\$231M

(all equity funded)

Material income tax concessions

7-year tax holiday (~4 years remaining) plus 2 additional years at @50% of corporate tax rate

Monthly repatriations of operating profits

IWIP ANI

80%
COMMISSIONING

Angel Nickel Project (ANI)

4 RKEF lines

- nameplate capacity - 36ktpa
- 380MW power station
- all 4 lines now commissioned

80% interest acquired for

US\$557.6M (~50/50 debt and equity funded in 2021)

Material income tax concessions

10-year tax holiday plus 2 additional years at @50% of corporate tax rate

IMIP ONI

30%
UNDER CONSTRUCTION

Oracle Nickel Project (ONI)

4 RKEF lines

- nameplate capacity - 36ktpa
- 380MW power station
- expected commissioning Q1 2023

70% interest to be acquired for

US\$525M (to be funded from a combination of cash flows, equity and debt)

Material income tax concessions

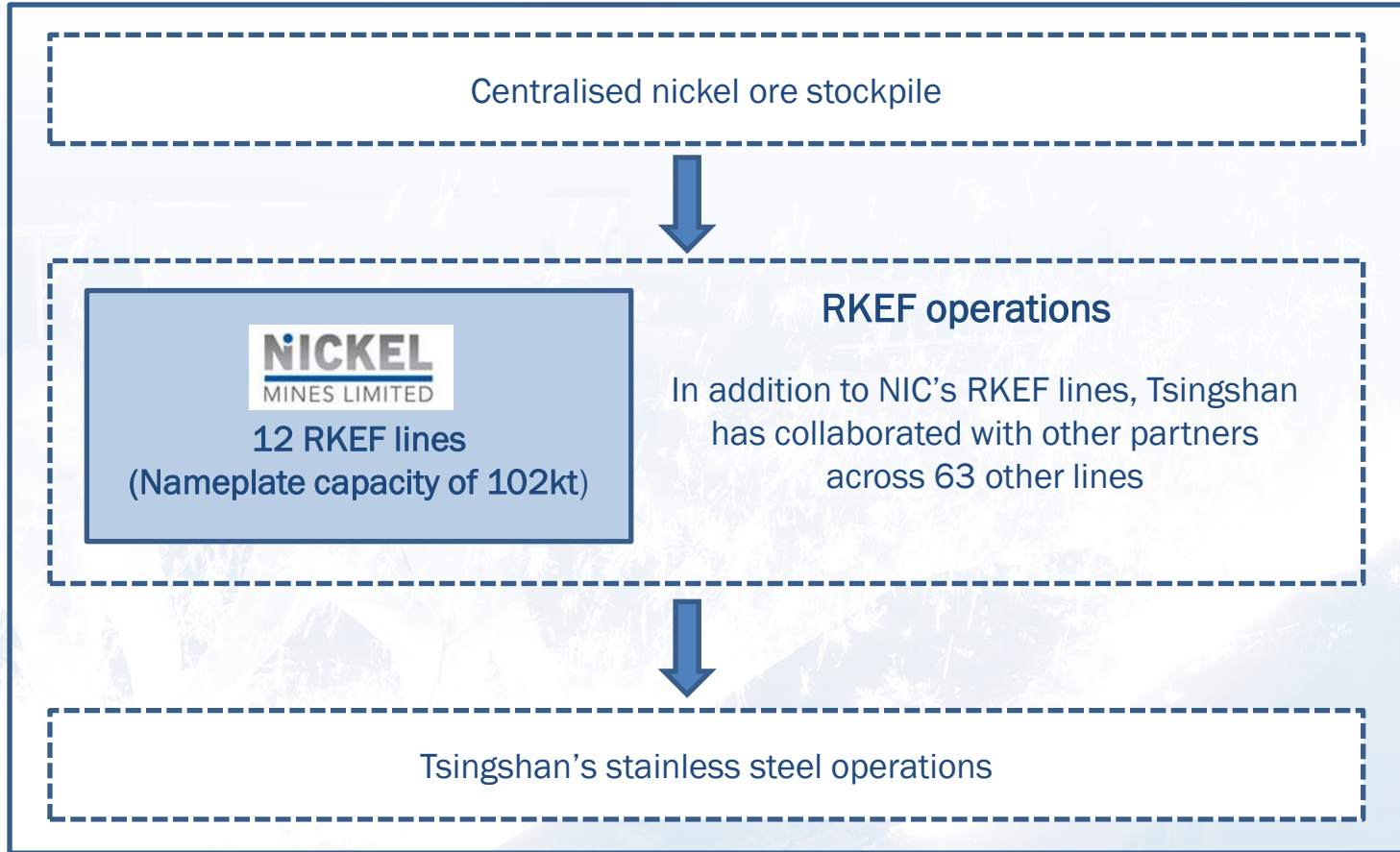
10-year tax holiday plus 2 additional years at @50% of corporate tax rate

Illustrative business model

Mining business
FY 2021
US\$22M EBITDA



Morowali and Weda Bay Industrial Parks



Industrial business
FY 2021
~US\$225M EBITDA

FY 2023 Profile
~US\$800M EBITDA⁽¹⁾



(1) Assumes all RKEF projects operate at 30% above nameplate capacity (historic outperformance) and a US\$6,000/t cash operating margin is achieved.

Current operations

ersonal use only

Financial snapshot – an excellent full year result across all operations

All figures in US\$M	FY 2021	FY 2020	▲
RKEF sales revenue	\$645	\$524	23%
Gross profit	\$217	\$165	31%
Operating profit	\$194	\$158	23%
Profit after tax	\$176	\$154	14%
Profit attributable to NIC	\$138	\$111	25%
EBITDA from RKEF operations	\$225	\$197	14%
EBITDA from Mine operations	\$22	\$2	n/m
Dividends	A\$0.04	A\$0.03	33%

- Record FY2021 financial performance underpinned by:
 - strong and consistent RKEF production (>10kt per quarter)
 - higher realised NPI prices
 - higher EBITDA margins despite cost pressures from rising nickel ore, coal and electricity prices
 - material profit contribution from Hengjaya Mine, resulting from significant investment in mine expansion initiatives over the last 2 years
- Dividends of A\$0.04 / share (FY2020 : A\$0.03 / share), representing distributions of A\$100.6M (US\$75.1M)

March quarter summary

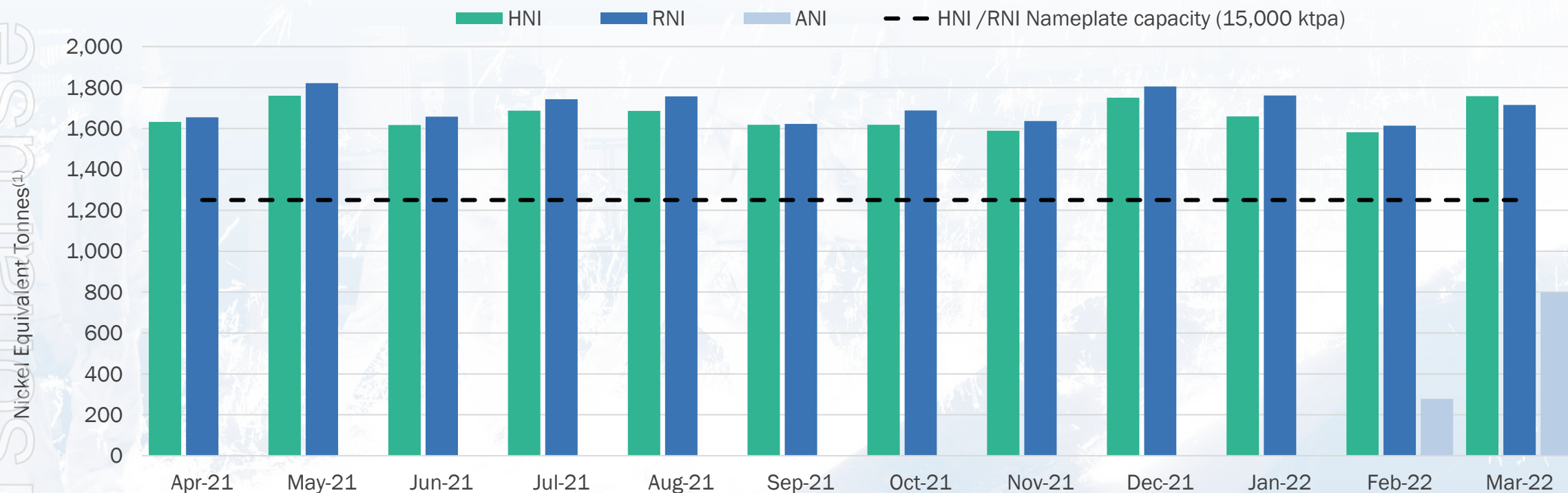
		December quarter	March quarter	▲
Gross Ni metal production	tonnes (100% basis)	10,087	11,166	10.7%
NIC attributable Ni metal production	tonnes	8,069	8,933	10.7%
Realised NPI price	\$/t Ni	18,545	Record 19,368	4.4%
Sales revenue	US\$M (100% basis)	187.1	Record 195.4	4.4%
RKEF EBITDA	US\$M (100% basis)	60.8	Record 72.8	19.7%
RKEF EBITDA/tonne sold	\$/t Ni	6,028	Record 7,386	22.5%
Group EBITDA (RKEF + Mine)	US\$M (100% basis)	68.8	Record 81.7	18.7%
Underlying cash generation from operations	US\$M (100% basis)	67.8	Record 81.3	19.9%
Hengjaya Mine production (saprolite + limonite)	wmt	1,121,260	1,073,525	(4.3%)

Operational consistency – a hallmark of our business....

Consistent, industrial style production and cost base with production profile set to triple over the next 12 months

RKEF production		March Qtr	June Qtr	September Qtr	December Qtr	FY 2021	March Qtr
NPI production	tonnes	71,939	74,487	73,154	78,772	298,353	81,599
NPI grade	%	14.0	13.6	13.8	12.8	13.5	13.7
Nickel metal production	tonnes	10,068	10,143	10,113	10,087	40,410	11,166

RKEF – Monthly Production Performance



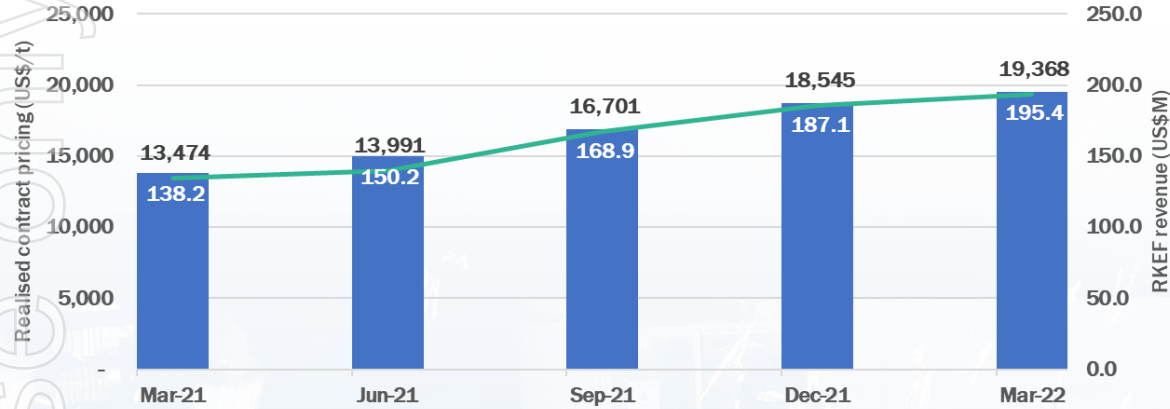
(1) Ni Eq is nickel metal equivalent contained in nickel pig iron ("NPI").

.....with key operating metrics to support this

Charts below represent the quarterly performance from 4 RKEF lines. These numbers are set to triple with the introduction of 8 new RKEF lines within the next 12 months

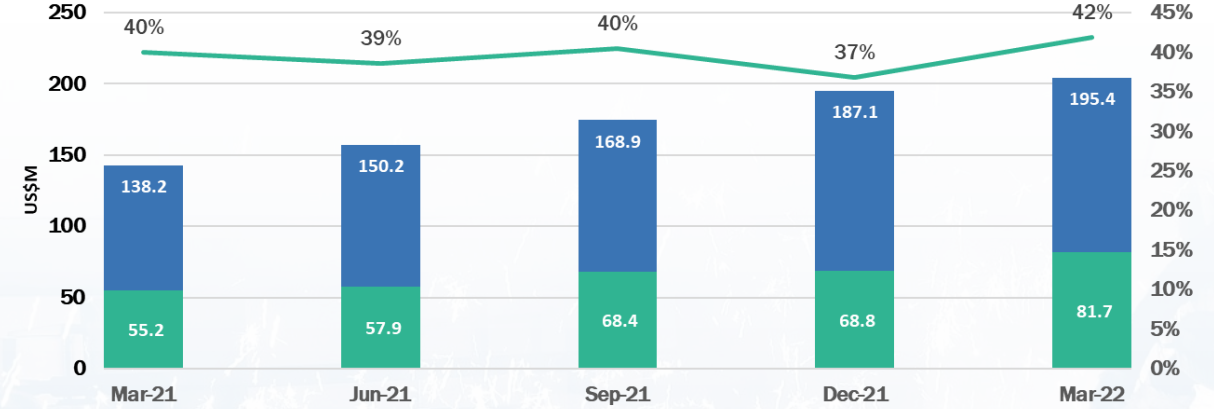
Quarterly RKEF revenue and realised contract prices

■ Quarterly RKEF revenue (US\$M) — Realised contract pricing (US\$/t)



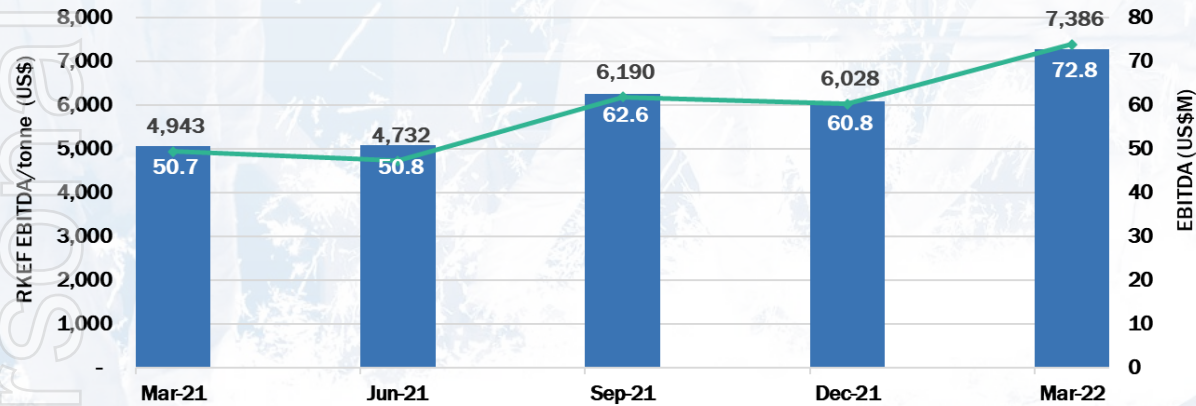
Continued strong revenue, EBITDA and stable margins

■ EBITDA from operations ■ Revenue — EBITDA Margin



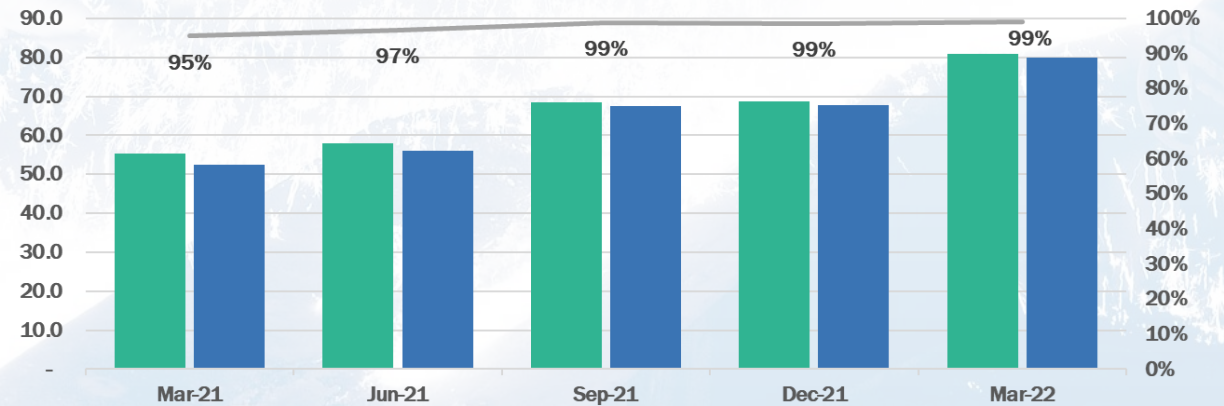
RKEF EBITDA Performance

■ RKEF EBITDA — EBITDA/tonne sold



EBITDA and cashflow conversion

■ RKEF & Mine EBITDA ■ Underlying cash generation from operations — Cashflow conversion



The next wave of growth

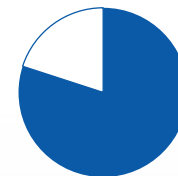
ersonal use only

New capacity coming online within the next 12 months

Angel Nickel ("ANI")



4 next generation RKEF lines
and a 380MW power plant



80% interest for
US\$560m

Capital cost guarantee

- Not to exceed US\$700m⁽¹⁾
- No cost overrun risk

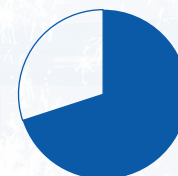
First production

- Commissioning commenced in January 2022⁽²⁾
(lines 31 to 34 within IWIP)

Oracle Nickel ("ONI")



4 next generation RKEF lines
and a 380MW power plant



70% interest for
US\$525m

Capital cost guarantee

- Not to exceed US\$750m⁽³⁾
- No cost overrun risk

First production

- Commissioning contracted to commence in February 2023
(lines 45 to 48 within IMIP)

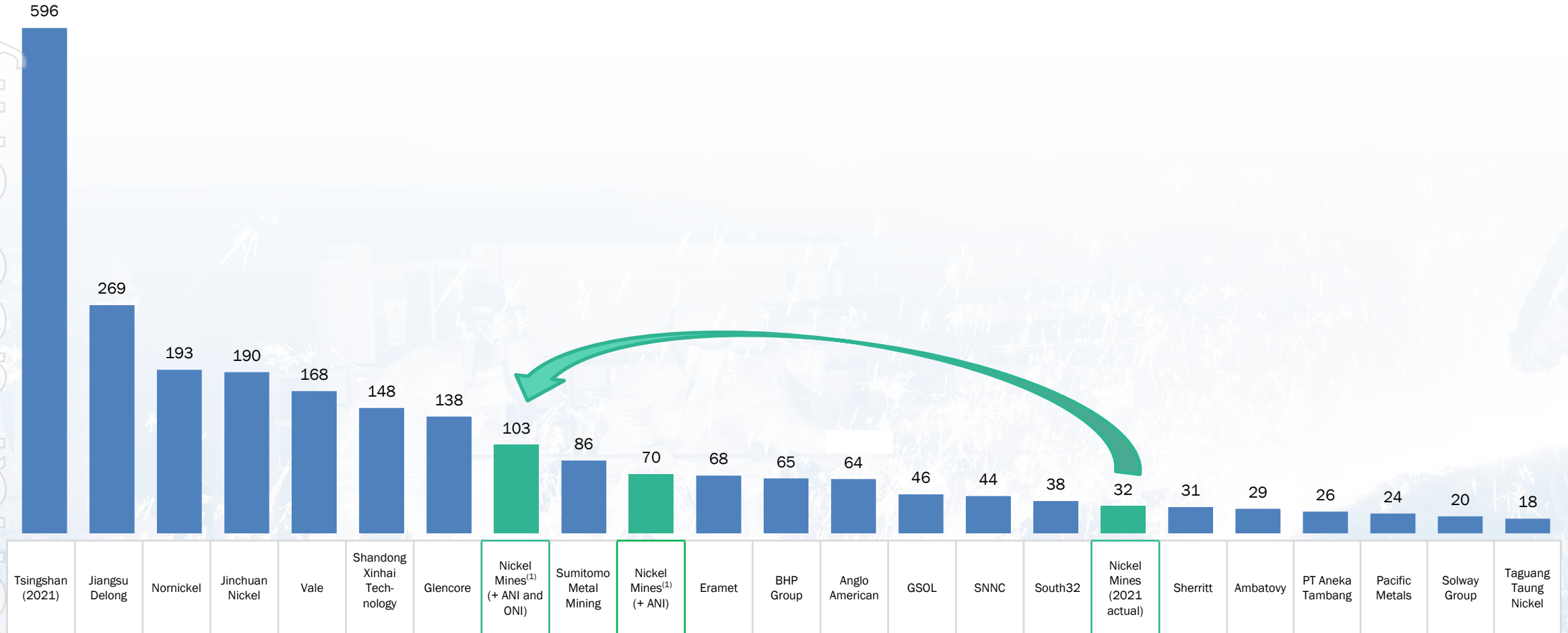
Consistent track record of delivery from Tsingshan ensures minimal commissioning risk

(1) Shanghai Decent has agreed to indemnify PT ANI (proposed operating company for ANI) for any construction costs exceeding US\$700m.
(2) Contractual commissioning date originally scheduled for October 2022.
(3) Shanghai Decent has agreed to indemnify PT ONI (proposed operating company for ONI) for any construction costs exceeding US\$750m.

Establishing Nickel Mines as a top 10 global nickel producer

ONI acquisition to add significant scale, while diversifying Nickel Mines' production footprint

2021 Processed Nickel Production (kt)



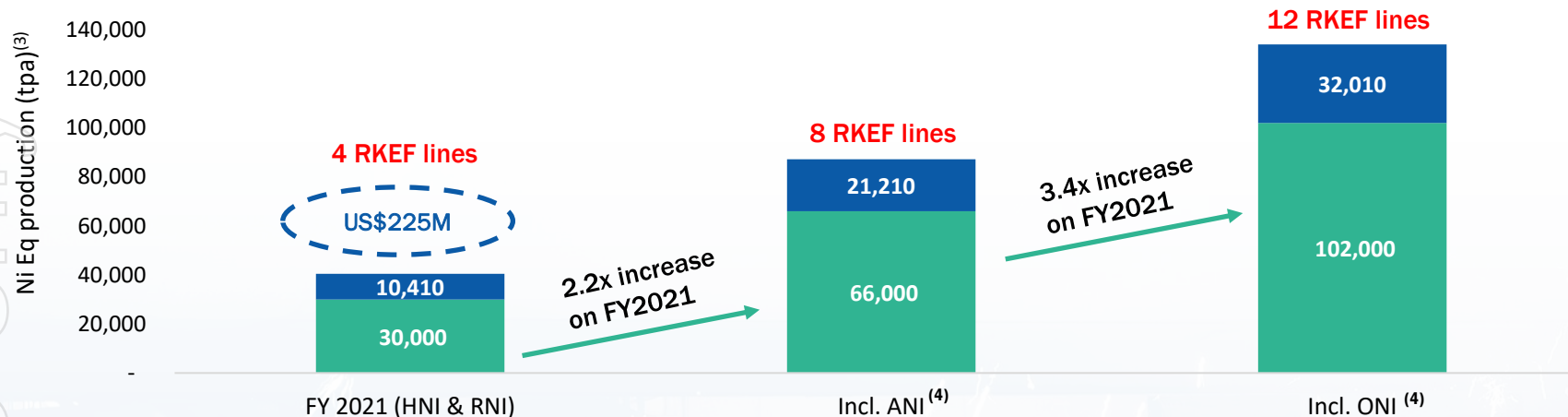
Source: Broker Research, Company data.

Note: Production data reflects 2021 figures unless stated otherwise.

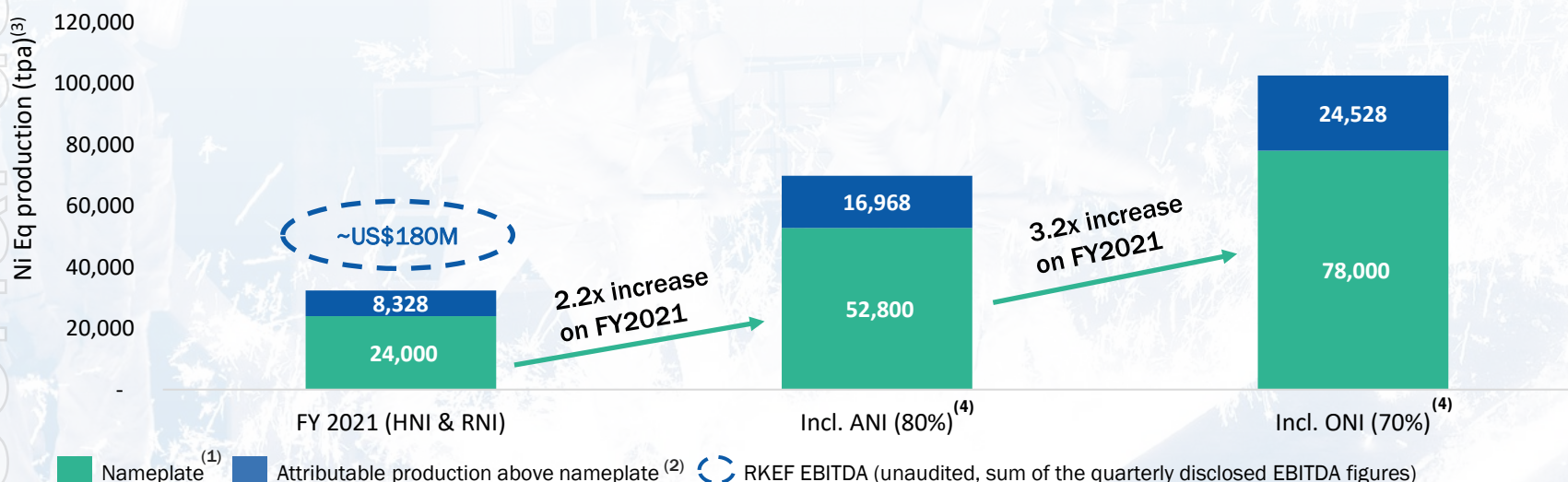
(1) NIC numbers represent actual attributable production in 2021 plus the attributable nameplate nickel capacity (including 30% outperformance vs nameplate capacity) for ANI and ONI (consistent with the ~30% outperformance vs nameplate capacity achieved by HNI and RNI in 2021).

ANI and ONI expected to be transformative to NIC's production and financial profile

Consolidated production (100% basis)



NIC attributable production



Existing operations demonstrate consistent performance of 30%+ above nameplate capacity

ANI and ONI ...

- expand the Company's RKEF operations from 4 lines to 12 lines (Tsingshan has constructed over 75 lines across its Indonesian industrial parks)
- provide a clearly defined growth path towards 100kt pa of attributable Ni metal production
- are expected to deliver a similar level of outperformance above nameplate capacity as existing operations

... in addition, ANI and ONI ...

- have a 20% larger nameplate capacity than the existing HNI and RNI operations
- are expected to deliver an ~20% saving on electricity costs by virtue of "owning" their own power

Note: These figures of future nickel production levels are indicative only and are not financial guidance or forecasts.

(1) Nameplate production levels at its various ownership levels, based on nameplate nickel metal capacities of 15ktpa for HNI and RNI and 36ktpa for ANI and ONI (once fully commissioned).

(2) Actual production figures reflect annualised production performance over time against nameplate capacity at various ownership levels at HNI and RNI.

(3) Ni Eq is nickel metal equivalent contained in nickel pig iron ("NPI").

(4) Assumes ANI and ONI operating at nameplate capacity for a full year, with a 30% outperformance over nameplate capacity (consistent with the >30% outperformance vs nameplate capacity achieved by HNI and RNI in 2021).

EBITDA profile set to triple in 12 months

Assumed margin per tonne	US\$/t	5,000	6,000	7,000
		RKEF EBITDA (\$m) ⁽¹⁾		
	Production (tonnes)			
Nameplate Production	102,000	510	612	714
NIC Attributable (Nameplate Production)	78,000	390	468	546
Indicative Production (FY 2023) ⁽²⁾	134,010 ⁽⁴⁾	670	804	938
NIC Attributable (Indicative, FY 2023) ⁽³⁾	102,528 ⁽⁴⁾	513	615	718
Indicative EBITDA (FY 2023) ⁽⁵⁾		22	22	22
NIC Attributable (Indicative, FY 2023) ⁽⁵⁾		18	18	18
Total Indicative EBITDA (FY 2023)		692	826	960
Total NIC Attributable (Indicative, FY 2023)		530	633	735

- FY 2021 RKEF EBITDA of **US\$225M**, delivered at a margin of **US\$5,607/t** of Ni sold
 - 2H2021 margin was **US\$6,109/t** of Ni sold
 - 1Q2022 margin was **US\$7,386/t** of Ni sold
- Angel Nickel and Oracle Nickel deliver a clear growth path to NIC more than tripling its current EBITDA profile
- Continued strong EBITDA to FCF conversion underpinned by:
 - material corporate income tax concessions
 - minimal levels of sustaining capex
- Expected 20% power cost savings for 8 RKEF lines from ANI and ONI are not included

(1) EBITDA numbers are not to be taken as forecasts. Indicative only based on assumed production levels at various margins.

(2) Indicative NIC EBITDA (consolidated basis).

(3) Indicative NIC EBITDA (attributable basis).

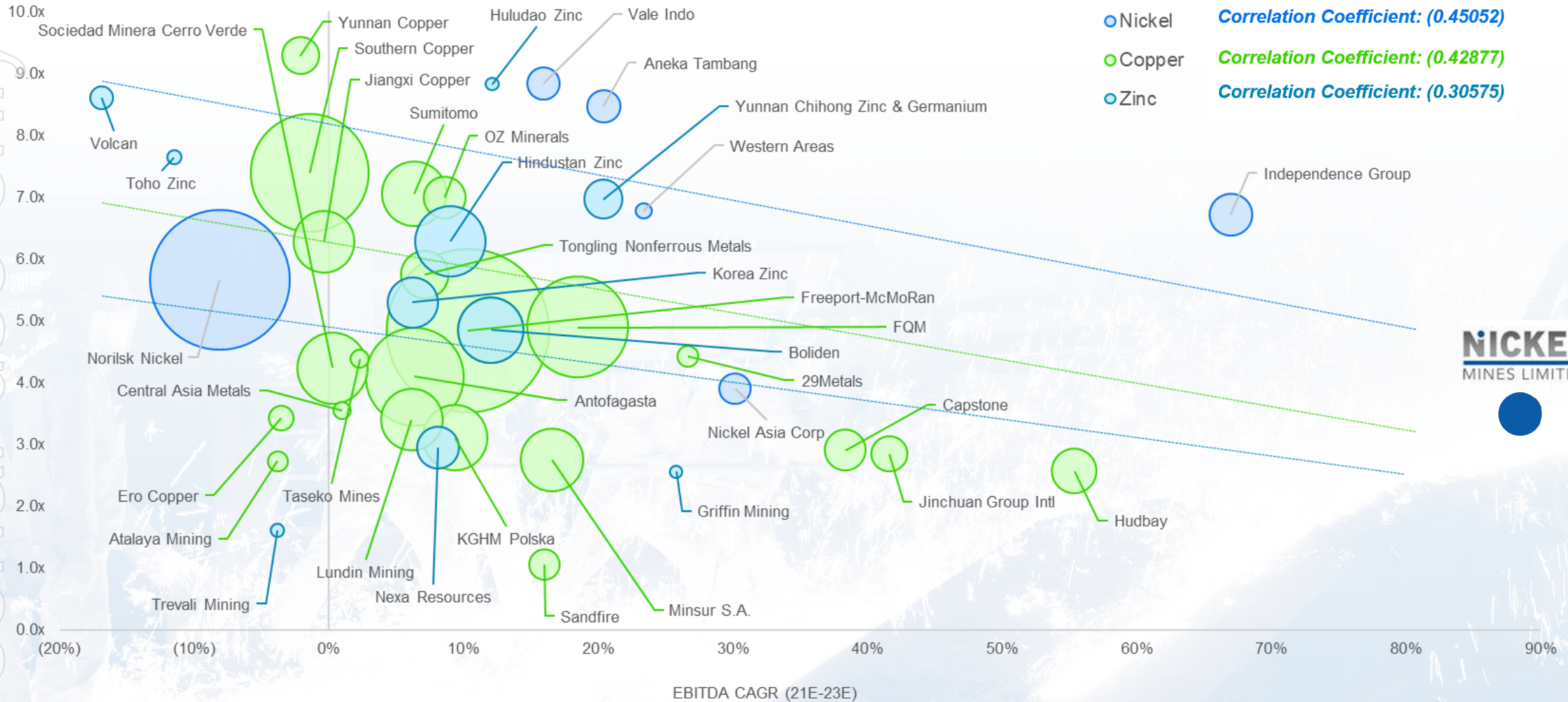
(4) Indicative performance levels for FY2023 are based on actual current performance for HNI & RNI, as well as a 30% outperformance of nameplate capacity for ANI and ONI, in line with current levels of operational outperformance.

(5) Based on 2021 EBITDA.

A compelling valuation

Growth-EV/EBITDA Correlation Chart

Bubble size represents 2023E EBITDA (US\$m)



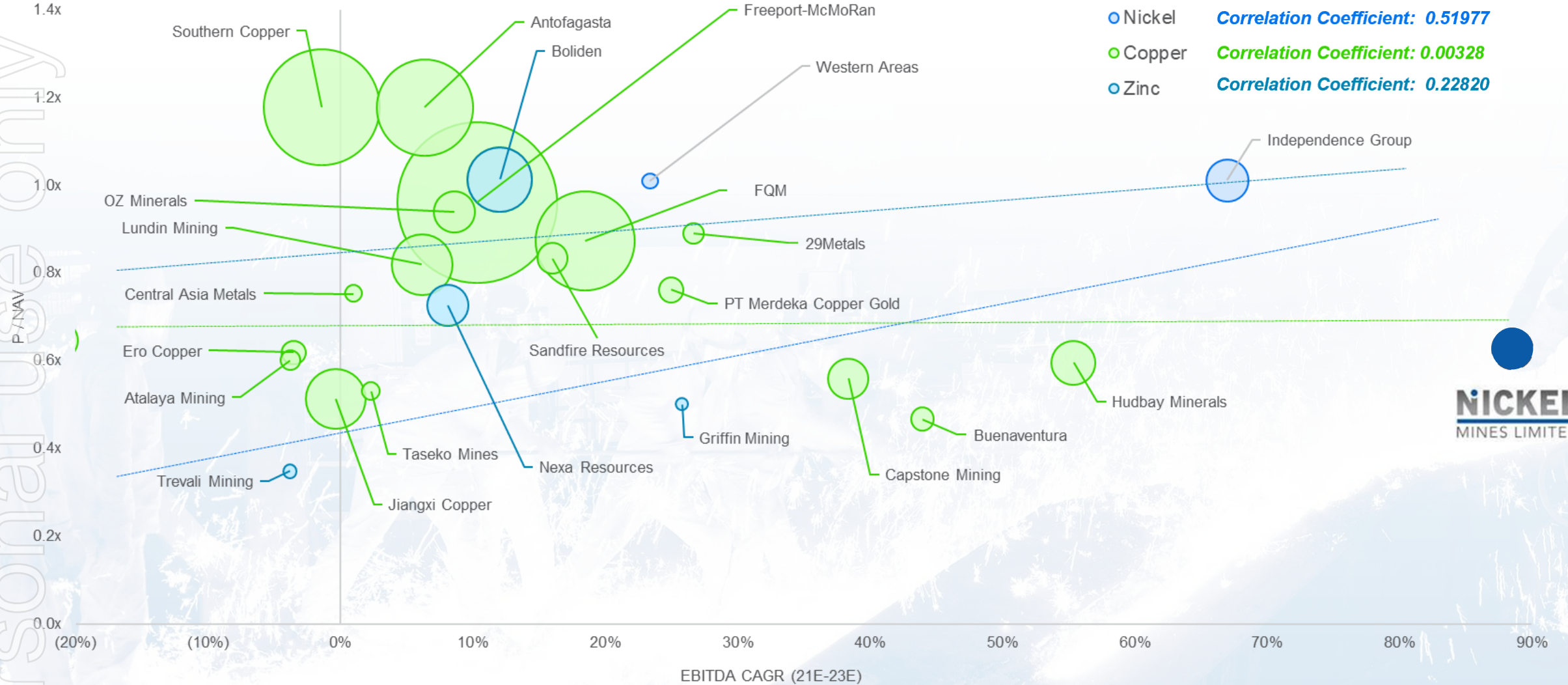
Source: Capital IQ as of 9 May 2022

Notes: Nickel Mines 2023E EBITDA as per company estimates; Removed Chalice Gold, Panoramic Resources, Buenaventura, Turquoise Hill and PT Merdeka Copper as outlier

A compelling valuation (cont'd)

Growth-P/NAV Correlation Chart

Bubble size represents 2023E EBITDA (US\$m)



Source: Capital IQ as of 9 May 2022
Notes: Removed Chalice Gold, Panoramic Resources and KGHM Polska as outlier

Why invest now?



A compelling growth profile

Production and EBITDA profile to grow >3x over the next 12 months as 2 new projects come online

An attractive valuation entry point



Growth that does not rely on inflated commodity prices

Unrivalled growth delivered through increasing production and strong, stable 'industrial' style margins

Low-cost, long-life operations delivering consistent levels of production



Unrivalled track record of Project delivery

All investments come with capex and commissioning guarantees

Proven construction and commissioning execution (Tsingshan has built over 75 RKEF lines in Indonesia)



The right place at the right time

Tsingshan is the global leader in the nickel industry with strong growth aspirations

NIC has an established footprint in Indonesia – the epicentre of new nickel supply



Unique exposure to the attractive nickel thematic

NIC will be a diversified producer of Class I and Class II nickel

An industrial exposure without the risks and volatility of mining

THANK YOU

For further inquiries please contact

Justin Werner
Managing Director
jwerner@nickelmines.com.au

Chris Shepherd
Chief Financial Officer
cshepherd@nickelmines.com.au

Cameron Peacock
Investor Relations & Business Development
cpeacock@nickelmines.com.au

ersonal use only