

# **ARDIDEN LIMITED**

**ABN 82 110 884 252**

## **HALF-YEAR FINANCIAL REPORT**

**31 DECEMBER 2021**

**ARDIDEN LIMITED**  
**CORPORATE DIRECTORY**  
**FOR THE HALF-YEAR ENDED 31 DECEMBER 2021**

---

**DIRECTORS**

Bruce McFadzean (Independent Non-Executive Chair appointed 1 December 2021)  
Robin Longley (Managing Director and Chief Executive Officer)  
Neil Hackett (Non-Executive Director) (Non-Executive Chair until 30 November 2021)  
Pauline Gately (Independent Non-Executive Director)  
Michelle Roth (Independent Non-Executive Director – appointed 10 January 2022)

**COMPANY SECRETARY**

Tara Robson

**REGISTERED AND PRINCIPAL OFFICE**

Level 1, 675 Murray Street  
WEST PERTH WA 6005

**POSTAL ADDRESS**

PO Box 611  
West Perth WA 6872

Telephone: (08) 6184 5938  
Website: [www.ardiden.com.au](http://www.ardiden.com.au)

**SHARE REGISTRY**

Computershare Investor Services Pty Ltd  
Level 11, 172 St Georges Terrace  
Perth WA 6000, Australia

Telephone: (08) 9323 2000  
Facsimile: (08) 9323 2033

**AUDITORS**

Nexia Perth Audit Services Pty Ltd  
Level 3  
88 William Street  
Perth WA 6000

**SOLICITORS**

Gilbert +Tobin  
Level 16 Brookfield Place Tower 2  
123 St Georges Terrace  
Perth WA 6000

**AUSTRALIAN SECURITIES EXCHANGE**

Ardiden Limited shares (ADV) are listed on the Australian Securities Exchange.

**ARDIDEN LIMITED**  
**DIRECTORS' REPORT**  
**FOR THE HALF-YEAR ENDED 31 DECEMBER 2021**

Your Directors present their report for Ardiden Limited ('Ardiden' or the 'Company') and its controlled entity ('Consolidated Entity' or 'Group') for the half-year ended 31 December 2021.

## 1. DIRECTORS

The names of the Directors of the Company in office during the period and up to the date of this report are as follows:

Directors	Position
Bruce McFadzean	Independent Non-Executive Chair (appointed 1 December 2021)
Robin Longley	Managing Director and Chief Executive Officer
Neil Hackett	Non-Executive Director (Chair until 30 November 2021)
Pauline Gately	Independent Non-Executive Director
Michelle Roth	Independent Non-Executive Director (appointed 10 January 2022)

Directors were in office from the beginning of the period until the date of this report unless otherwise stated.

## 2. CORPORATE STRUCTURE

Ardiden Limited is a limited liability company incorporated and domiciled in Australia. Ardiden Limited has prepared a consolidated financial report incorporating the entity it controlled during the period as follows:

Entity	Description
Ardiden Limited	- Parent entity
Ardiden Canada Ltd	- 100% controlled entity

## 3. NATURE OF OPERATIONS AND PRINCIPAL ACTIVITIES

The principal continuing activities during the period within the Consolidated Entity were exploration for and evaluation of mineral resources.

## 4. REVIEW OF OPERATIONS

### PICKLE LAKE GOLD PROJECT, ONTARIO

The Company's Pickle Lake Gold Project consists of a District-scale 897km<sup>2</sup> (89,700 hectares) highly prospective gold landholding along strike of gold assets held by Barrick Gold Corporation, Newmont Corporation and Evolution Mining Limited. Ardiden holds the dominant exploration land position in the Uchi Belt, increasing the landholding during the period from 870 km<sup>2</sup> to 1,088km<sup>2</sup>. The Uchi gold Belt extends in an east-west orientation between the 30Moz Red Lake Camp and Pickle Lake (Figure 1).

The untapped potential of this prolific gold region was demonstrated by the acquisition proposal by Kinross Gold Corporation in December 2021 for nearby gold explorer Great Bear Resources (TSX-V GBR) for **C\$1.8B**. The recent activity in claim staking and deals in the Uchi belt further emphasise the opportunity for junior explorers to deliver value to shareholders through new gold discoveries.

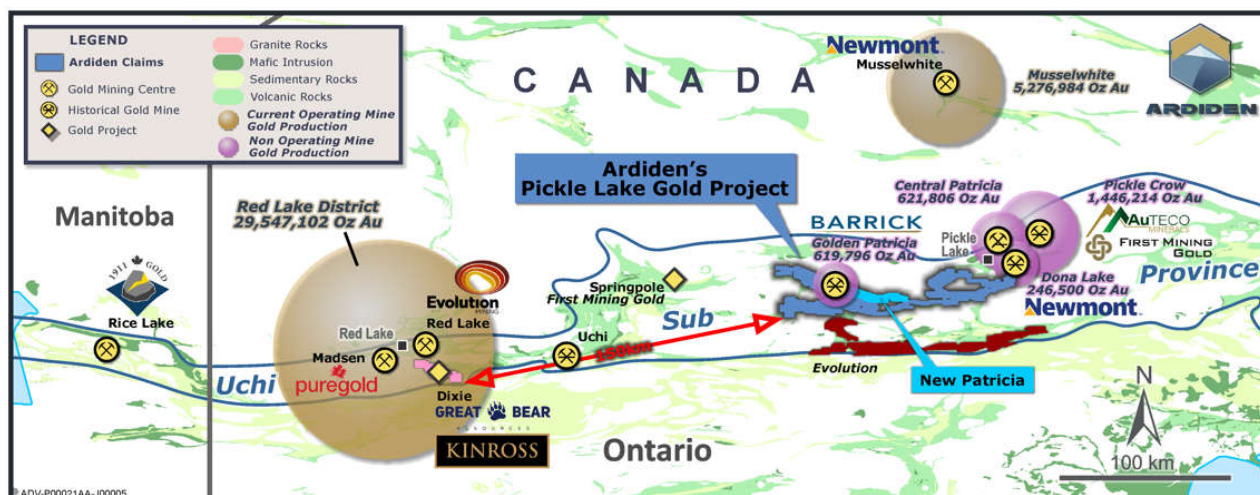


Figure 1- Location of Ardiden's Pickle Lake Gold Project (blue) alongside Evolution, Barrick, and Newmont Properties.

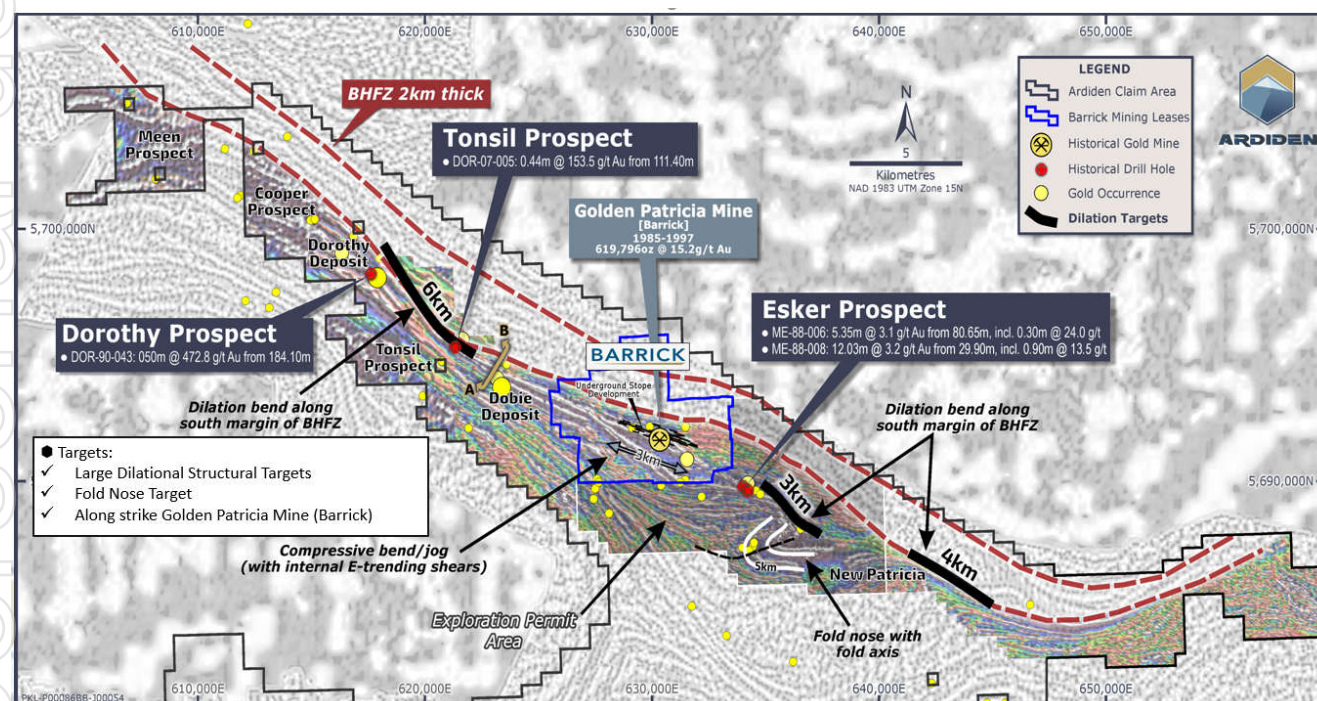
**ARDIDEN LIMITED**  
**DIRECTORS' REPORT**  
**FOR THE HALF-YEAR ENDED 31 DECEMBER 2021**

**Western Hub – Pickle Lake Gold Project**

Exploration activities during the period were concentrated on the Western Hub of the Pickle Lake Gold Project. Activities included preparation for the maiden 4,000 metres drill program at the Esker Gold Prospect (Esker). A 518km<sup>2</sup> LiDAR (Light Detection and Ranging) survey was undertaken over the Southern and Western Hub at Pickle Lake which produces a series of high resolution ortho-mosaic photographic imagery used to assist the exploration program design and logistical planning as well as environmental baseline surveys, hydrology and land disturbance tracking.

The Company received its permit necessary to commence drilling at Esker from the Ontario Mines Department following permission by all 3 neighbouring First Nation Communities to conduct exploration. Further permits for exploration at the Dorothy-Dobie Prospect were also lodged. A First Nation owned drill contractor was engaged and drilling commenced at Esker on 27 January 2022.

The highly prospective area at Esker has remained untouched in 30 years and demonstrates significant potential from the recent geophysical and structural interpretation work conducted by the Company. The maiden drill program of 4000m has been designed to targeted four main zones along the 12km Bear Head Shear Zone that display a structurally complex series of deformation events and alteration zones (Figure 2).




**Figure 2-The Western Hub at Pickle Lake illustrating the Esker and Dorothy-Dobie Drill Target Zones.**

Historic exploration at Esker has been highly encouraging with significant gold intersections that have never been properly followed up, including:

- **5.35m @ 3.1g/t Au** (from 80.65m in drillhole ME88006 including **24.0g/t Au** over 0.3m)
- **12.03m @ 3.2g/t Au** (from 29.9m in drillhole ME88008 including **13.5g/t Au** over 0.9m)

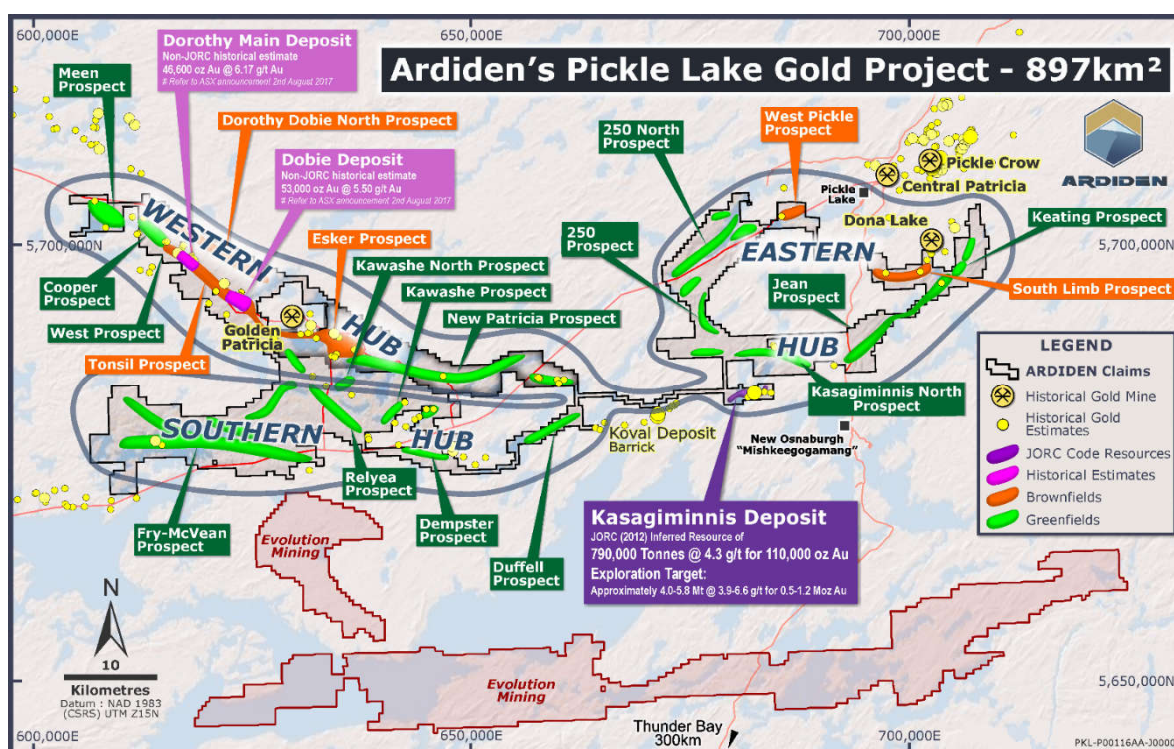


**ARDIDEN LIMITED  
DIRECTORS' REPORT  
FOR THE HALF-YEAR ENDED 31 DECEMBER 2021**



**Figure 3-Drilling Underway at the Esker Gold Prospect (January 2022)**

The Western Hub represents just part of the overall District-Scale Pickle Lake land package that Arviden has aggregated. The strategic landholding extends over 100km east to west and includes 22 identified gold Prospects and Deposits as illustrated below in Figure 4.



**Figure 4-Arviden's Pickle Lake Gold Project**

- Non-JORC historical estimates (1987-1990) by original owners of the Dorothy and Dobie Deposits, were summarised in 2009 in an NI43-101 Technical Report on Gold Properties within the Pickle Lake area (Harron, 2009). The historical resource estimates are not reported in accordance with the JORC Code and a competent person has not done sufficient work to classify the historical estimates as mineral resources in accordance with the JORC Code. It is uncertain that following evaluation and further exploration work that the historical estimates will be able to be reported as mineral resources in accordance with the JORC Code.
- The potential quantity and grades stated for the Exploration Target is conceptual in nature and there has been insufficient exploration to define Mineral Resources across the exploration target area. It is uncertain if further exploration of these targets will produce results that permit additional Mineral Resources to be estimated.

**ARDIDEN LIMITED  
DIRECTORS' REPORT  
FOR THE HALF-YEAR ENDED 31 DECEMBER 2021**

---

**First Nations – ESG**

The Company conducted a meeting within the Mishkeegogamang First Nations administrative offices during a three-day trip to Pickle Lake. Ardiden representatives met with Chief David Masakeyash, members of Council and traditional land users. Subsequently a site visit to the Esker Prospect was undertaken with the Chief and traditional land users. The visit was part of a site review in drill planning and understanding any sensitive areas within the permit area.



Figure 5-Ardiden Meeting with Mishkeegogamang Chief, Council and Traditional Land Users



Figure 6-Ardiden reviewing planned drill holes at Esker with the Chief and Land users of the Mishkeegogamang First Nations

**LITHIUM PROJECTS – Ardiden owns 49% of JV and is free-carried to BFS Completion/Decision-to-Mine**

During the period, the Company completed the First Tranche of the agreement pursuant to which Green Technology Metals Limited (ACN 648 657 649) (**GTM/GT1**) was provided the opportunity to acquire up to an 80% interest the Seymour Lake, Root Lake and Wisa Lake Lithium Projects in Ontario, Canada (together, the **Lithium Projects**).

Green Technology Metals Limited (ASX:GT1) successfully listed on the ASX on 10 November 2021. This milestone triggered the Tranche 1 payment to Ardiden of \$4.0M, comprising \$1.75M cash and \$2.25M in GT1 shares (9m shares at IPO listing) and formed the Joint Venture. Ardiden retains a 49% free-carried interest in the Joint Venture and GT1 can elect to increase their ownership from 51% to 80% by paying Ardiden an additional \$3.5M in cash and/or shares, before 10 November 2022. As part of the listing by GT1, Ardiden shareholders received a priority offer to subscribe in the initial public offering. See further information in Item 6 Significant Changes in the State of Affairs.



**ARDIDEN LIMITED**  
**DIRECTORS' REPORT**  
**FOR THE HALF-YEAR ENDED 31 DECEMBER 2021**

## **CORPORATE**

During the period, Ardiden appointed highly experienced mining executive, Mr Bruce McFadzean, to the position of Independent Non-Executive Chair. Mr McFadzean, a qualified mining engineer, has over 40 years' experience in company leadership, corporate transformation, strategy, project construction, company mergers and acquisitions. He was the Managing Director of ASX gold miner Catalpa Resources Limited, which under Mr McFadzean's management saw its market capitalisation grow from AUD\$10 million to AUD\$1.2 billion following the merger to create Evolution Mining Limited (ASX: EVN).

Subsequent to the half year, Ardiden bolstered its skills further with the appointment of Michelle Roth as an Independent Non-Executive Director. Ms Roth is a veteran entrepreneur and experienced New York-based investor relations specialist who has formulated comprehensive shareholder engagement solutions for a worldwide client base. She currently serves as a Chairperson of Canadian gold exploration company Maple Gold Mines (TSX.V: MGM, OTCQB: MGMLF) and acts as a strategic advisor to royalty and streaming company Nova Royalty (TSX.V: NOVR).

Ardiden's Annual General Meeting (AGM) of Shareholders was held in West Perth on 24 November 2021 and all resolutions put to shareholders were approved except for resolutions 6-8 which related to the grant of equity incentives to Directors Hackett, Gately and Longley.

## **5. FINANCIAL POSITION & OPERATING RESULTS**

The financial results of the Group for the half-year ended 31 December 2021 are:

	<b>31-Dec-21</b>	<b>30-Jun-21</b>	<b>% Change</b>
Cash and cash equivalents (\$)	2,762,121	1,239,346	123%
Net assets (\$)	19,698,785	16,701,723	18%

	<b>31-Dec-21</b>	<b>31-Dec-20</b>	<b>% Change</b>
Revenue (\$)	1,318	361	265%
Net profit/(loss) after tax (\$)	2,752,730	(738,440)	473%
Earnings/(loss) per share (cents)	0.0013	(0.036)	104%

Included in the profit for the current period is the \$1,223,591 gain on the 51% disposal of the lithium project during the period to Green Technology Metals (Refer below). In addition, there was a gain on fair value of listed investments arising from the appreciation of market value of the GTM shares received as part consideration of \$2,430,000.

## **6. SIGNIFICANT CHANGES IN THE STATE OF AFFAIRS**

During the period, the Company completed the agreement pursuant to which Green Technology Metals Limited was to acquire up to an 80% interest the Seymour Lake, Root Lake and Wisa Lake Lithium Projects in Ontario, Canada (together, the **Lithium Projects**).

The material terms of the agreement are as follows:

### **Consideration**

The total consideration payable by GTM is \$9,200,000<sup>1</sup> comprised of the following:

- (i) **\$1,500,000** was received in cash when shareholders approved the transaction on 15 September 2021;
- (ii) **\$4,000,000** at completion on 4 November 2021 comprising of:
  - (A) \$1,750,000 in cash; and
  - (B) \$2,250,000 of GTM shares (ASX: GT1),**(First Tranche Consideration).**

A 51% interest in the Lithium Tenements transferred to GTM upon delivery of the First Tranche Consideration; and

<sup>1</sup> Including A\$200,000 non-refundable fee received in the previous year in consideration of its Option exercise.

**ARDIDEN LIMITED**  
**DIRECTORS' REPORT**  
**FOR THE HALF-YEAR ENDED 31 DECEMBER 2021**

---

(iii) \$3,500,000 by 10 November 2022 using a combination of:

- (A) cash; and/or
- (B) GTM shares (**Second Tranche Consideration Shares**)

**(Second Tranche Consideration).**

Upon delivery of the Second Tranche Consideration within the specified timeframe described above, a further 29% interest in the Lithium Projects will transfer to GTM.

#### **Joint Venture**

Ardiden and GTM, have formed an unincorporated joint venture in respect of the Lithium Projects, under which the joint venture interest will be:

- (i) At 4 November 2021, Ardiden 49% and GTM 51%; and
- (ii) from delivery of the Second Tranche Consideration, if GT1 elect to do so before 10 November 2022, Ardiden 20% and GTM 80%.

Ardiden will also retain an initial free-carry interest in the joint venture, up to completion of a Bankable Feasibility Study or Decision to Mine.

In the opinion of the Directors, there were no other significant changes in the state of affairs of the Consolidated Entity that occurred during the financial period under review not otherwise disclosed in this report or in the financial report.

#### **7. EVENTS SUBSEQUENT TO REPORTING DATE**

There are no other matters or circumstances that have arisen since 31 December 2021 that have or may significantly affect the operations, results, or state of affairs of the Consolidated Entity in future financial years, except as follows.

On 10 January 2022, Michelle Roth was appointed as an Independent Non-Executive Director. Ms Roth is a veteran entrepreneur and experienced New York-based investor relations specialist who has formulated comprehensive shareholder engagement solutions for a worldwide client base.

On 11 February 2022, Ardiden announced it had received firm commitments for a placement of \$6.5 million to accelerate exploration at the Pickle Lake Gold Project in Ontario Canada (the Placement), including applications from Directors for \$100k, which is subject to shareholder approval. The Placement was completed 18 February 2022 by the issue of 492,307,000 fully paid ordinary shares (Shares) at an issue price of \$0.013 each, to institutional, professional, and sophisticated investors. The Placement excludes the proposed director participation for 7,692,308 Shares (\$100,000), which is subject to a shareholder vote at a General Meeting of the Company planned for 7 April 2022.

Ardiden expanded their dominant exploration land position in the Uchi Belt, increasing the landholding during the period from 870 km<sup>2</sup> to 1,088km<sup>2</sup>.

#### **8. AUDITOR INDEPENDENCE**

We have received the independence declaration from the auditor of Ardiden Limited, Nexia Perth Audit Services Pty Ltd, a copy of which is attached to the Directors' Report on page 10 of the financial report.

This report is made in accordance with a resolution of the Directors.



**Robin Longley**  
Managing Director

Perth, Western Australia  
Dated: 3 March 2022



To the Board of Directors of Ardiden Limited

**Auditor's independence declaration under section 307C of the Corporations Act 2001**

I declare that, to the best of my knowledge and belief, in relation to the review for the half-year ended 31 December 2021 there have been no contraventions of:

- (a) the auditor independence requirements of the *Corporations Act 2001* in relation to the review; and
- (b) any applicable code of professional conduct in relation to the review.

Yours sincerely



**Nexia Perth Audit Services Pty Ltd**



**PTC Kloppe**  
Director

3 March 2022

**ARDIDEN LIMITED**  
**CONDENSED CONSOLIDATED STATEMENT OF PROFIT OR LOSS AND OTHER COMPREHENSIVE INCOME**  
**FOR THE HALF-YEAR ENDED 31 DECEMBER 2021**

	Notes	31-Dec-21 \$	31-Dec-20 \$
Finance income	2	2,430,000	-
Other income		1,318	361
Gain on disposal of 51% share in lithium assets		1,223,591	-
<b>Expenses</b>			
Administration, consulting and other expenses		(449,772)	(415,774)
Salaries and wages		(373,692)	(139,115)
Foreign exchange loss		-	(63,216)
Share-based payments	5	(78,715)	(120,696)
<b>Profit/(loss) before income tax expense</b>		<b>2,752,730</b>	<b>(738,440)</b>
Income tax expense		-	-
<b>Net profit/(loss) for the period</b>		<b>2,752,730</b>	<b>(738,440)</b>
<b>Other comprehensive income</b>			
<i>Items that may be reclassified subsequently to profit or loss</i>			
Exchange differences on translating foreign operations		617	(119,410)
<b>Total other comprehensive loss for the period</b>		<b>2,753,347</b>	<b>(857,850)</b>
		<b>Cents</b>	<b>Cents</b>
<b>Loss per share attributable to the ordinary equity holders of the Company:</b>			
Basic earnings/(loss) per share		0.0013	(0.036)
Diluted earnings/(loss) per share		0.0013	(0.036)

The accompanying condensed notes form part of these financial statements.

**ARDIDEN LIMITED**  
**CONDENSED CONSOLIDATED STATEMENT OF FINANCIAL POSITION**  
**AS AT 31 DECEMBER 2021**

	Notes	31-Dec-21 \$	30-Jun-21 \$
<b>ASSETS</b>			
<b>Current Assets</b>			
Cash and cash equivalents		2,762,121	1,239,346
Trade and other receivables		234,595	127,483
<b>Total Current Assets</b>		<b>2,996,716</b>	<b>1,366,829</b>
<b>Non-Current Assets</b>			
Financial assets	2	4,752,381	72,381
Exploration and evaluation expenditure	3	12,101,622	15,510,089
Plant and equipment		93,488	100,005
Right of use assets		153,488	186,378
<b>Total Non-Current Assets</b>		<b>17,100,979</b>	<b>15,868,853</b>
<b>TOTAL ASSETS</b>		<b>20,097,695</b>	<b>17,235,682</b>
<b>LIABILITIES</b>			
<b>Current Liabilities</b>			
Trade and other payables		177,885	285,002
Provisions		59,560	53,074
Lease liabilities		64,452	62,565
<b>Total Current Liabilities</b>		<b>301,897</b>	<b>400,641</b>
<b>Non-Current Liabilities</b>			
Provisions		5,225	8,745
Lease liabilities		91,788	124,573
<b>Total Current Liabilities</b>		<b>97,013</b>	<b>133,318</b>
<b>TOTAL LIABILITIES</b>		<b>398,910</b>	<b>533,959</b>
<b>NET ASSETS</b>		<b>19,698,785</b>	<b>16,701,723</b>
<b>EQUITY</b>			
Issued capital	4	53,512,807	53,307,607
Reserves		358,746	767,817
Accumulated losses		(34,172,768)	(37,373,701)
<b>TOTAL EQUITY</b>		<b>19,698,785</b>	<b>16,701,723</b>

The accompanying condensed notes form part of these financial statements.



**ARDIDEN LIMITED**  
**CONDENSED CONSOLIDATED STATEMENT OF CASH FLOWS**  
**FOR THE HALF-YEAR ENDED 31 DECEMBER 2021**

	Issued Capital	Share-based Payment Reserves	Foreign Currency Translation Reserve	Accumulated Losses	Total Equity
	\$	\$	\$	\$	\$
<b>At 1 July 2021</b>	<b>53,307,607</b>	<b>646,032</b>	<b>121,785</b>	<b>(37,373,701)</b>	<b>16,701,723</b>
<b>Profit for the period</b>	-	-	-	2,752,730	2,752,730
Other comprehensive income for the period	-	-	617	-	617
<b>Total comprehensive gain/(loss) for the period</b>	-	-	<b>617</b>	<b>2,752,730</b>	<b>2,753,347</b>
<b>Transactions with owners in their capacity as owners:</b>					
Shares issued during the period	205,200	-	-	-	205,200
Share-based payments	-	38,515	-	-	38,515
Options expired during the period		(448,203)		448,203	-
Capital raising costs	-	-	-	-	-
<b>Total equity transactions</b>	<b>205,200</b>	<b>(409,688)</b>	<b>-</b>	<b>448,203</b>	<b>243,715</b>
<b>At 31 December 2021</b>	<b>53,512,807</b>	<b>236,344</b>	<b>122,402</b>	<b>(34,172,768)</b>	<b>19,698,785</b>
<b>At 1 July 2020</b>	<b>47,914,912</b>	<b>466,747</b>	<b>(26,366)</b>	<b>(36,220,768)</b>	<b>12,134,525</b>
<b>Loss for the period</b>	-	-	-	(738,440)	(738,440)
Other comprehensive income for the period	-	-	(119,409)	-	(119,409)
<b>Total comprehensive loss for the period</b>	-	-	<b>(119,409)</b>	<b>(738,440)</b>	<b>(857,849)</b>
<b>Transactions with owners in their capacity as owners:</b>					
Shares issued during the period	5,552,750	-	-	-	5,552,750
Share-based payments	-	645,904	-	-	645,904
Capital raising costs	(821,740)	-	-	-	(821,740)
<b>Total equity transactions</b>	<b>4,731,010</b>	<b>645,904</b>	<b>-</b>	<b>-</b>	<b>5,376,914</b>
<b>At 31 December 2020</b>	<b>52,645,922</b>	<b>1,112,651</b>	<b>(145,775)</b>	<b>(36,959,208)</b>	<b>16,653,590</b>

The accompanying condensed notes form part of these financial statements.

**ARDIDEN LIMITED**  
**CONDENSED CONSOLIDATED STATEMENT OF CASH FLOWS**  
**FOR THE HALF-YEAR ENDED 31 DECEMBER 2021**

Notes	31-Dec-21	31-Dec-20
	\$	\$
<b>Cash flows used in operating activities</b>		
Payments to suppliers and employees	(917,049)	(682,388)
Miscellaneous receipts	1,250	-
Interest received	68	361
<b>Net cash flows used in operating activities</b>	<b>(915,731)</b>	<b>(682,027)</b>
<b>Cash flows used in investing activities</b>		
Tenement acquisition costs	-	(42,000)
Proceeds from partial sale of lithium assets	3,250,000	-
Payments for exploration expenditure	(800,388)	(2,305,839)
Payments for plant and equipment	(6,481)	(2,604)
<b>Net cash flows used in investing activities</b>	<b>2,443,131</b>	<b>(2,350,443)</b>
<b>Cash flows from financing activities</b>		
Proceeds from issue of shares and exercise of options	-	5,127,749
Payment of capital raising costs	-	(296,532)
<b>Net cash flows from/(used in) financing activities</b>	<b>-</b>	<b>4,831,217</b>
<b>Net increase/(decrease) in cash and cash equivalents</b>	<b>1,527,400</b>	<b>1,798,747</b>
Cash and cash equivalents at the beginning of the period	1,239,346	1,504,430
Effects of exchange rate changes on cash and cash equivalents	(4,625)	(50,597)
<b>Cash and cash equivalents at the end of the period</b>	<b>2,762,121</b>	<b>3,252,580</b>

The accompanying condensed notes form part of these financial statements.

**ARDIDEN LIMITED**  
**CONDENSED NOTES TO THE FINANCIAL STATEMENTS**  
**FOR THE HALF-YEAR ENDED 31 DECEMBER 2021**

## 1. SUMMARY OF SIGNIFICANT ACCOUNTING POLICIES

### Statement of Compliance

The half-year financial report is a general-purpose financial report prepared in accordance with the *Corporations Act 2001* and Australian Accounting Standard AASB 134 *Interim Financial Reporting* ('AASB134'), as appropriate for for-profit oriented entities. Compliance with AASB 134 ensures compliance with International Financial Reporting Standard IAS34 *Interim Financial Reporting*. The half-year report does not include notes of the type normally included in an annual financial report and should be read in conjunction with the most recent annual financial report, and any public announcements made by the Company during the half-year period in accordance with the continuous disclosure requirements of the *Corporation Act 2001*.

### Basis of Preparation

The condensed consolidated financial statements have been prepared on an historical cost basis, except for the revaluation of certain non-current assets and financial instruments. Cost is based on the fair values of the consideration given in exchange for assets. All amounts are presented in Australian dollars, unless otherwise noted.

### Accounting Policies

The accounting policies adopted in the current half-year are consistent with those adopted and disclosed in the Group's annual report for the year ended 30 June 2021.

### Financial Position

The half-year financial report has been prepared on the basis of accounting principles applicable to a going concern, which assumes the commercial realisation of the future potential of the Company's and Group's assets and the discharge of their liabilities in the normal course of business.

As disclosed in the financial report, the Group recorded an operating profit of \$2,752,730 (2020: Loss \$738,440) and a cash outflow from operating activities of \$915,731 (2020: \$682,027) for the half-year ended 31 December 2021. At the reporting date, the Group had a working capital surplus of \$2,694,819 (30 June 2021: \$966,188).

The Company has a cash balance of \$2,762,121 as at 31 December 2021 and can continue to fund the Group's operations for the 12-month period from the date of this financial report.

The Directors believe it is appropriate to prepare the financial report on a going concern basis because:

- The Company has raised additional capital of \$6.4million, before costs, subsequent to 31 December 2021 with a further \$100,000 subject to shareholder approval;
- The Company's commitment to exploration expenditure is discretionary and non-discretionary expenditure requirements are minimal; and
- The cash flow forecast for the period to March 2023 indicates that sufficient working capital is available for planned exploration activities.

## 2. FINANCIAL ASSETS

	31-Dec-21	30-Jun-21
	\$	\$
Security deposits	72,381	72,381
Listed shares in Green Technology Metals	4,680,000	-
	<b>4,752,381</b>	<b>72,381</b>
	Number	\$
Balance at 30 June 2021	-	-
Consideration received for disposal of 51% lithium assets	9,000,000	2,250,000
Fair value increase	-	2,430,000
<b>As at 31 December 2021</b>	<b>9,000,000</b>	<b>4,680,000</b>

Listed shares are revalued at fair value through the profit and loss using the closing price at the end of the reporting period (\$0.52 per share). They are restricted from trading until 10 November 2023.



**ARDIDEN LIMITED**  
**CONDENSED NOTES TO THE FINANCIAL STATEMENTS**  
**FOR THE HALF-YEAR ENDED 31 DECEMBER 2021**

*Classification*

The group classifies its financial assets in the following measurement categories:

- Those to be measured subsequently at fair value (either through other comprehensive income or through profit or loss); and
- Those to be measured at amortised cost.

The classification depends on the Company's business model for managing the financial assets and the contractual terms of the cash flows.

For assets measured at fair value, gains and losses will either be recorded in profit or loss or other comprehensive income. For investments in equity instruments that are not held for trading, this will depend on whether the Group has made an irrevocable election at the time of initial recognition to account for the equity investment at fair value through other comprehensive income.

*Recognition and derecognition*

Regular way purchases and sales of financial assets are recognised on trade-date, the date on which the Group commits to purchase or sell the asset. Financial assets are derecognised when the rights to receive cash flows from the financial assets have expired or have been transferred and the group has transferred substantially all the risks and rewards of ownership.

*Measurement*

At initial recognition, the Group measures a financial asset at its fair value plus, in the case of a financial asset not at fair value through profit or loss (FVPL), transaction costs that are directly attributable to the acquisition of the financial asset. Transaction costs of financial assets carried at FVPL are expensed in profit or loss.

Financial assets with embedded derivatives are considered in their entirety when determining whether their cash flows are solely payment of principal and interest.

*Measurement - Equity instruments*

The Group subsequently measures all equity investments at fair value. Where the group's management has elected to present fair value gains and losses on equity investments in OCI, there is no subsequent reclassification of fair value gains and losses to profit or loss following the derecognition of the investment. Dividends from such investments continue to be recognised in profit or loss as other income when the Group's right to receive payments is established.

Changes in the fair value of financial assets at FVPL are recognised in other gains/(losses) in the statement of profit or loss as applicable. Impairment losses (and reversal of impairment losses) on equity investments measured at FVOCI are not reported separately from other changes in fair value.

**3. EXPLORATION AND EVALUATION EXPENDITURE**

	31-Dec-21	30-Jun-21
	\$	\$
<b>Expenditure brought forward</b>	<b>15,510,089</b>	<b>10,706,006</b>
Expenditure incurred	863,254	4,709,471
Disposal of 51% of lithium assets	(4,276,409)	-
Effect of exchange rate on opening balance	4,688	94,612
Impairment expense	-	-
<b>Expenditure carried forward</b>	<b>12,101,622</b>	<b>15,510,089</b>

The ultimate recoupment of the mining tenements and exploration and evaluation expenditures carried forward is dependent upon the successful development and commercial exploitation and/or sale of the relevant areas of interest, at amounts at least equal to book value.

**ARDIDEN LIMITED**  
**CONDENSED NOTES TO THE FINANCIAL STATEMENTS**  
**FOR THE HALF-YEAR ENDED 31 DECEMBER 2021**

**4. ISSUED CAPITAL**

	31-Dec-21		30-Jun-21	
	No	\$	No	\$
(a) Fully paid ordinary shares	2,168,335,356	53,512,807	2,149,354,216	53,307,607

**(b) Movement reconciliation**

	No of shares	\$
<b>Opening balance at 1 July 2021</b>	<b>2,149,354,216</b>	<b>53,307,607</b>
Shares issued to M Roth <sup>(i)</sup>	3,981,140	40,200
Shares issued to Exiro as part of 2nd year anniversary consideration for the acquisition of New Patricia <sup>(ii)</sup>	15,000,000	165,000
<b>Closing balance at 31 December 2021</b>	<b>2,168,335,356</b>	<b>53,512,807</b>

(i) Shares were issued for investor relations services on 7 October 2021.

(ii) On 16 December 2021, the Company issued and allotted 15,000,000 ordinary shares to Exiro Minerals Corp (Exiro), the vendor of the New Patricia Gold Prospect. This allotment is part of the consideration under the terms of the agreement announced by the Company on 6 January 2020, to acquire 100% of the New Patricia Gold Prospect.

**5. SHARE-BASED PAYMENT RESERVE**

**(a) Equity settled share-based payments**

	31-Dec-21		30-Jun-21	
	No	\$	No	\$
<b>Options reserve</b>	<b>14,625,000</b>	<b>236,344</b>	<b>59,625,000</b>	<b>646,032</b>
	<b>14,625,000</b>	<b>236,344</b>	<b>59,625,000</b>	<b>646,032</b>

**(b) Movement reconciliation**

	No of Options	\$
<b>Opening balance at 1 July 2021</b>	<b>59,625,000</b>	<b>646,032</b>
Option issue expense	-	38,515
Options expired during the period	(45,000,000)	(448,203)
<b>Closing balance at 31 Dec 2021</b>	<b>14,625,000</b>	<b>236,344</b>

At the end of the period, the following options over unissued shares were outstanding:

- 14,625,000 unlisted options expiring 31 August 2024 at an exercise price of \$0.018 per option.

The Company recognised option issue expenses relating to options issued in previous periods of \$38,515 during the half-year ended 31 December 2021 (31 December 2020: \$120,696).

**ARDIDEN LIMITED**  
**CONDENSED NOTES TO THE FINANCIAL STATEMENTS**  
**FOR THE HALF-YEAR ENDED 31 DECEMBER 2021**

**6. FINANCIAL REPORTING BY SEGMENTS**

The Group has identified its operating segments based on the internal reports that are reviewed and used by the chief operating decision maker in assessing performance and determining the allocation of resources. The Group is managed on the basis it is a mineral exploration company operating in the geographical region of Canada. The mineral assets targeted are gold and lithium, and each asset is considered a separate business segment. This is the basis on which internal reports are provided to the Directors for assessing performance and determining the allocation of resources within the Group.

**(i) Segment Performance**

	Gold	Lithium	Corporate	Total
<b>Period ended 31 December 2021</b>				
<b>Revenue</b>				
Other income	-	-	1,318	1,318
Finance income	-	2,430,000	-	2,430,000
Gain on disposal of lithium assets	-	1,223,591	-	1,223,591
<b>Total segment revenue</b>	-	3,653,591	1,318	3,654,909
Reconciliation of segment result to net loss before tax				
-administration, consulting, and other expenses	-	-	(902,179)	(902,179)
<b>Net profit/(loss) before tax from continuing operations</b>	-	3,653,591	(900,861)	2,752,730

**Period ended 31 December 2020**

<b>Revenue</b>				
Other income	-	-	361	361
<b>Total segment revenue</b>	-	-	361	361
Reconciliation of segment result to net loss before tax				
-administration, consulting, and other expenses	-	-	(738,801)	(738,801)
<b>Net loss before tax from continuing operations</b>				(738,440)

**(ii) Segment Assets**

	Gold	Lithium	Corporate	Total
<b>Period ended 31 December 2021</b>				
<b>Total segment assets</b>	7,712,986	8,903,636	3,316,073	19,932,695
<b>Year ended 30 June 2021</b>				
<b>Total segment assets</b>	7,003,864	8,506,224	1,725,594	17,235,682

**(iii) Segment Liabilities**

	Gold	Lithium	Corporate	Total
<b>Period ended 31 December 2021</b>				
<b>Total segment liabilities</b>	-	-	398,910	398,910
<b>Year ended 30 June 2021</b>				
<b>Total segment liabilities</b>	-	-	533,959	533,959



## **7. EVENTS SUBSEQUENT TO REPORTING DATE**

There are no other matters or circumstances that have arisen since 31 December 2021 that have or may significantly affect the operations, results, or state of affairs of the Consolidated Entity in future financial years, except as follows:

On 10 January 2022, Michelle Roth was appointed as an Independent Non-Executive Director. Ms Roth is a veteran entrepreneur and experienced New York-based investor relations specialist who has formulated comprehensive shareholder engagement solutions for a worldwide client base.

On 11 February 2022, Ardiden announced it had received firm commitments for a placement of \$6.5 million to accelerate exploration at the Pickle Lake Gold Project in Ontario Canada (the Placement), including applications from Directors for \$100,000, which is subject to shareholder approval. The Placement was completed 18 February 2022 by the issue of 492,307,000 fully paid ordinary shares (Shares) at an issue price of \$0.013 each, to institutional, professional, and sophisticated investors. The Placement excludes the proposed director participation for 7,692,308 Shares (\$100,000), which is subject to a shareholder vote at a General Meeting of the Company planned for 7 April 2022.

Ardiden expanded their dominant exploration land position in the Uchi Belt, increasing the landholding during the period from 870 km<sup>2</sup> to 1,088km<sup>2</sup>.

## **8. COMMITMENTS & CONTINGENT LIABILITIES**

There have been no significant changes in commitments and contingent liabilities since the last annual reporting period.

## **9. DIVIDENDS**

There were no dividends paid or declared during the half-year.

**ARDIDEN LIMITED**  
**DIRECTORS' DECLARATION**  
**FOR THE HALF-YEAR ENDED 31 DECEMBER 2021**

In the Directors' opinion:

1) The financial statements and notes:

- a. Comply with Accounting Standard AASB 134 *Interim Financial Reporting*, the *Corporations Act 2001* and the *Corporations Regulations 2001*; and
- b. Give a true and fair view of the Consolidated Entity's financial position as at 31 December 2021 and of its performance for the half-year ended on that date.

2) In the Directors' opinion there are reasonable grounds to believe that the Company will be able to pay its debts as and when they become due and payable.

The declaration is made in accordance with a resolution of the Board.



Robin Longley  
Managing Director

Perth, Western Australia  
Dated: 3 March 2022

## INDEPENDENT AUDITOR'S REVIEW REPORT

To the members of Ardiden Limited

### Report on the Half-Year Financial Report

#### Conclusion

We have reviewed the accompanying interim financial report of Ardiden Limited (the "Company") and its controlled entity (the "Group"), which comprises the condensed consolidated statement of financial position as at 31 December 2021, the condensed consolidated statement of profit or loss and other comprehensive income, condensed consolidated statement of changes in equity and condensed consolidated statement of cash flows for the period ended on that date, notes comprising a summary of accounting policies, selected other explanatory notes and the directors' declaration of the Group comprising the Company and the entity it controlled at the half year end or from time to time during the half year period.

Based on our review, which is not an audit, we have not become aware of any matter that makes us believe that the interim financial report of Ardiden Limited is not in accordance with the *Corporations Act 2001* including:

- (a) giving a true and fair view of the Group's financial position as at 31 December 2021 and of its performance for the half year period ended on that date; and
- (b) complying with Accounting Standard AASB 134 *Interim Financial Reporting* and the *Corporations Regulations 2001*.

#### Basis for Conclusion

We conducted our review in accordance with ASRE 2410 *Review of a Financial Report Performed by the Independent Auditor of the Entity* (ASRE 2410). Our responsibilities are further described in the Auditor's Responsibilities for the Review of the Interim Financial Report section of our report. We are independent of the Company in accordance with the auditor independence requirements of the *Corporations Act 2001* and the ethical requirements of the Accounting Professional & Ethical Standards Board's APES 110 *Code of Ethics for Professional Accountants (including Independence Standards)* (the Code) that are relevant to our audit of the annual financial report in Australia. We have also fulfilled our other ethical responsibilities in accordance with the Code.

We confirm that the independence declaration required by the *Corporations Act 2001* which has been given to the directors of the Company, would be in the same terms if given to the directors as at the time of this auditor's review report.

#### Nexia Perth

##### Audit Services Pty Ltd

ACN 145 447 105

Level 3, 88 William Street

Perth WA 6000

GPO Box 2570, Perth WA 6001

p +61 8 9463 2463

f +61 8 9463 2499

e audit@nexiaperth.com.au

w nexia.com.au

Nexia Perth Audit Services Pty Ltd (ABN 27 145 447 105) is a firm of Chartered Accountants. It is affiliated with, but independent from Nexia Australia Pty Ltd. Nexia Australia Pty Ltd is a member of Nexia International, a leading, global network of independent accounting and consulting firms. For more information please see [www.nexia.com.au/legal](http://www.nexia.com.au/legal). Neither Nexia International nor Nexia Australia Pty Ltd provide services to clients.

Liability limited under a scheme approved under Professional Standards Legislation.



### Responsibility of the Directors for the Interim Financial Report

The directors of the Company are responsible for the preparation of the interim financial report that gives a true and fair view in accordance with Australian Accounting Standards and the *Corporations Act 2001* and for such internal control as the directors determine is necessary to enable the preparation of the interim financial report that gives a true and fair view and is free from material misstatement, whether due to fraud or error.

### Auditor's Responsibility for the Review of the Interim Financial Report

Our responsibility is to express a conclusion on the interim financial report based on our review. ASRE 2410 requires us to conclude whether we have become aware of any matter that makes us believe that the interim financial report is not in accordance with the *Corporations Act 2001* including giving a true and fair view of the Company's financial position as at 31 December 2021 and its performance for the half year ended on that date, and complying with Accounting Standard AASB 134 *Interim Financial Reporting* and the *Corporations Regulations 2001*.

A review of an interim financial report consists of making enquiries, primarily of persons responsible for financial and accounting matters, and applying analytical and other review procedures. A review is substantially less in scope than an audit conducted in accordance with Australian Auditing Standards and consequently does not enable us to obtain assurance that we would become aware of all significant matters that might be identified in an audit. Accordingly, we do not express an audit opinion.

NPAS

**Nexia Perth Audit Services Pty Ltd**



**PTC Kloppe**  
Director

Perth  
3 March 2022