



BLAZE

Minerals Limited

AND CONTROLLED ENTITIES
ABN 15 074 728 019

INTERIM FINANCIAL REPORT

FOR THE HALF-YEAR ENDED
31 DECEMBER 2021

For personal use only

TABLE OF CONTENTS

CORPORATE DIRECTORY	2
DIRECTORS' REPORT	3
AUDITOR'S INDEPENDENCE DECLARATION	9
DIRECTORS' DECLARATION	10
INDEPENDENT AUDITOR'S REVIEW REPORT	11
CONDENSED CONSOLIDATED STATEMENT OF PROFIT OR LOSS AND OTHER COMPREHENSIVE INCOME	13
CONDENSED CONSOLIDATED STATEMENT OF FINANCIAL POSITION	14
CONDENSED CONSOLIDATED STATEMENT OF CHANGES IN EQUITY	15
CONDENSED CONSOLIDATED STATEMENT OF CASH FLOWS	16
CONDENSED CONSOLIDATED NOTES TO THE FINANCIAL STATEMENTS	17

CORPORATE DIRECTORY

BOARD OF DIRECTORS

Mr David Prentice
Mr Simon Coxhell
Mr Mathew Walker

Non-Executive Chairman
Non-Executive Director
Non-Executive Director

COMPANY SECRETARIES

Mr Sonu Cheema
Mr Steve Samuel

REGISTERED OFFICE

Suite 9, 330 Churchill Avenue
Subiaco WA 6008

PRINCIPAL PLACE OF BUSINESS

Suite 9, 330 Churchill Avenue
Subiaco WA 6008

POSTAL ADDRESS

PO Box 866
Subiaco WA 6904

CONTACT INFORMATION

+61 8 6489 1600 (Telephone)
+61 8 6489 1601 (Facsimile)

www.blazelimited.com.au

SECURITIES EXCHANGE

Australian Securities Exchange (ASX)
Level 40, Central Park
152-158 St George's Terrace
Perth WA 6000

ASX Codes:

BLZ (Fully paid ordinary shares)
BLZO (Quoted options)

AUDITORS

HLB Mann Judd
Level 4
130 Stirling Street
Perth WA 6000

LAWYERS

Steinepreis Paganin
Level 4, The Read Buildings
16 Milligan Street
Perth WA 6000

SHARE REGISTRY

Automic Share Registry
Level 2
267 St Georges Terrace
Perth WA 6000

1300 288 664 (Local)
+61 2 9698 5414 (International)

www.automic.com.au

DIRECTORS' REPORT

The Directors of Blaze Minerals Limited (**BLZ**) (**Company**) (**Blaze**) hereby submit the financial report of the Company (**Report**), and its controlled entities (**Group**) for the six (6) months ended 31 December 2021 (**Period**). Members of the Company, and potential investors of the Company, should review all announcements made to the Australian Securities Exchange (**ASX**) prior to reading this Report.

DIRECTORS

The names of the Directors in office at any time during, or since the end of the half-year and until the date of this report are:

Mr David Prentice	Non-Executive Chairman (appointed 30 November 2021)
Mr David Wheeler	Non-Executive Chairman (retired 30 November 2021)
Mr Simon Coxhell	Non-Executive Director
Mr Mathew Walker	Non-Executive Director

Directors have been in office since the start of the financial period to the date of this report unless otherwise stated.

COMPANY SECRETARIES

Mr Sonu Cheema (appointed 4 November 2021)
Mr Steve Samuel (appointed 4 November 2021)
Mr Andrew Bickley (resigned 4 November 2021)

PRINCIPAL ACTIVITIES

The principal activity of the Group during the financial period was mineral exploration within Australia.

No significant change in the nature of this activity occurred during the financial period.

OPERATING RESULTS

The loss of the Group for the period after income tax amounted to \$536,952 (2020: \$705,113).

DIRECTORS' REPORT (CONTINUED)

REVIEW OF OPERATIONS

Blaze (ASX: **BLZ**) is pleased to present its review of operations for period.

Blaze holds a portfolio of exploration licenses in Western Australia which are prospective for nickel and base metals (Figure 1). The Company has been progressing its exploration activities across its nickel projects in the southwest of Western Australia and during the quarter, the Company completed the acquisition of a number of data sets and a detailed review of past exploration work on the recently acquired tenements in the Earaheedy Basin.

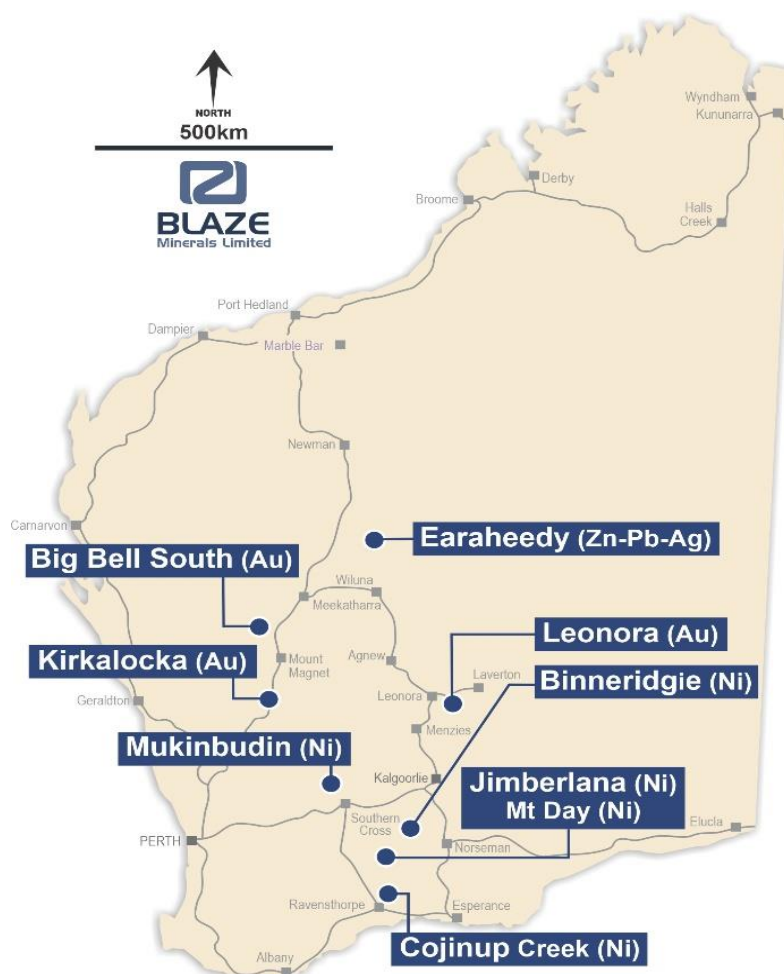


Figure 1. Location of the Company's gold and Nickel projects

DIRECTORS' REPORT (CONTINUED)

EARAHEEDY BASIN PROJECT

Blaze is pleased that its wholly owned and highly prospective tenements E52/3879, E69/3815 and E69/3885, located in the Earraheedy Basin of Western Australia have now been granted.

Work during the period has involved a seven-day site visit to map and sample portions of the prospective contact between the Yelma and Frere formation, the focus of known base metal mineralisation in the Earraheedy Basin.

Blaze has now conducted detailed data capture of all previous work completed in the district and the acquisition of geophysical datasets covering the tenement locations. Based on compilation of this data numerous target areas have been interpreted and will be a major focus of the Company. As part of the field trip, a total of 192 soil and rock chip samples were collected on broad traverses and results are expected by the end of February.

Pursuant to the compilation of data and tenement review tenement application E69/3888 was deemed to be unprospective and has been dropped.

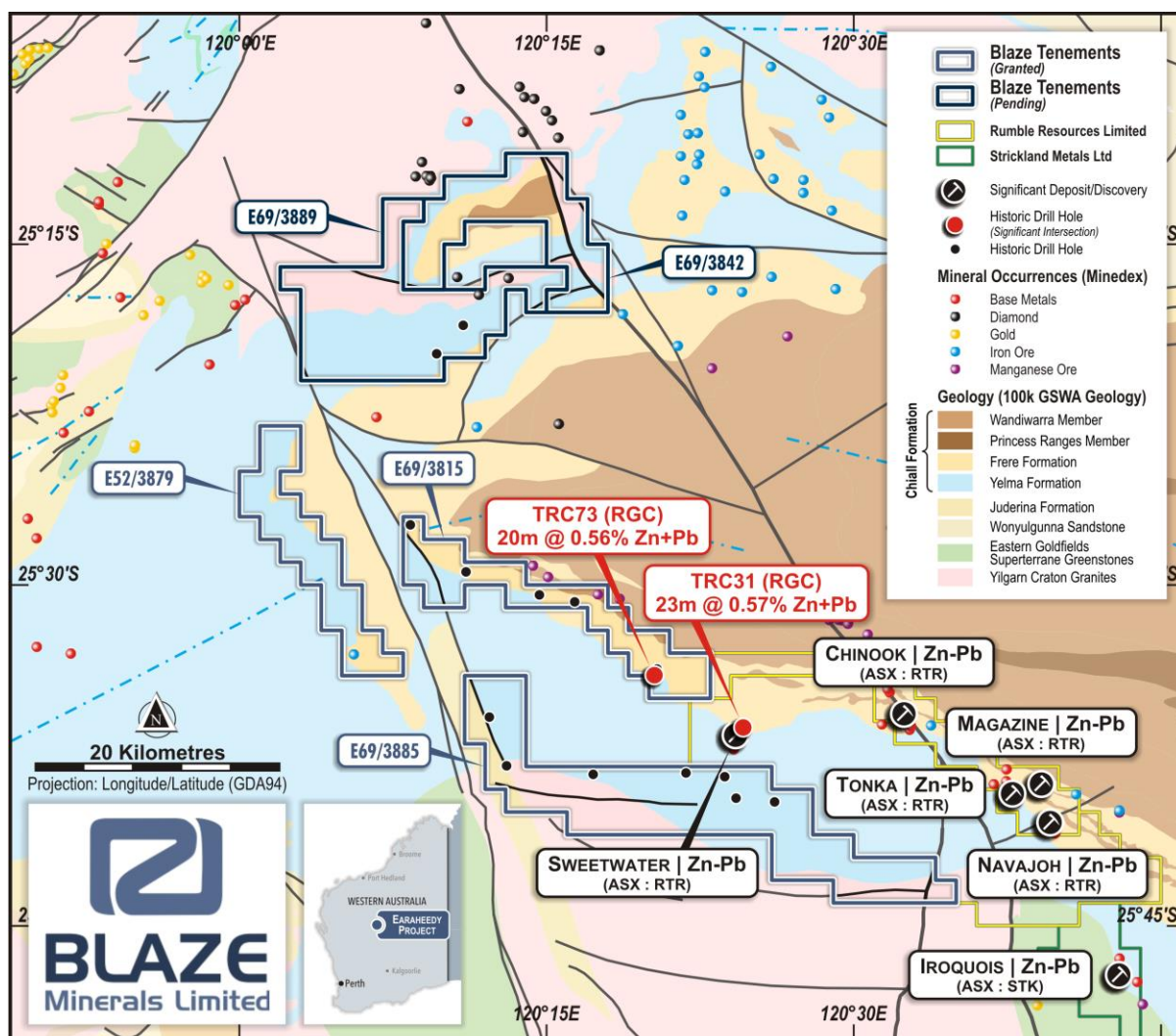


Figure 2: Location of Earraheedy Basin Tenure and previous historic drilling

DIRECTORS' REPORT (CONTINUED)

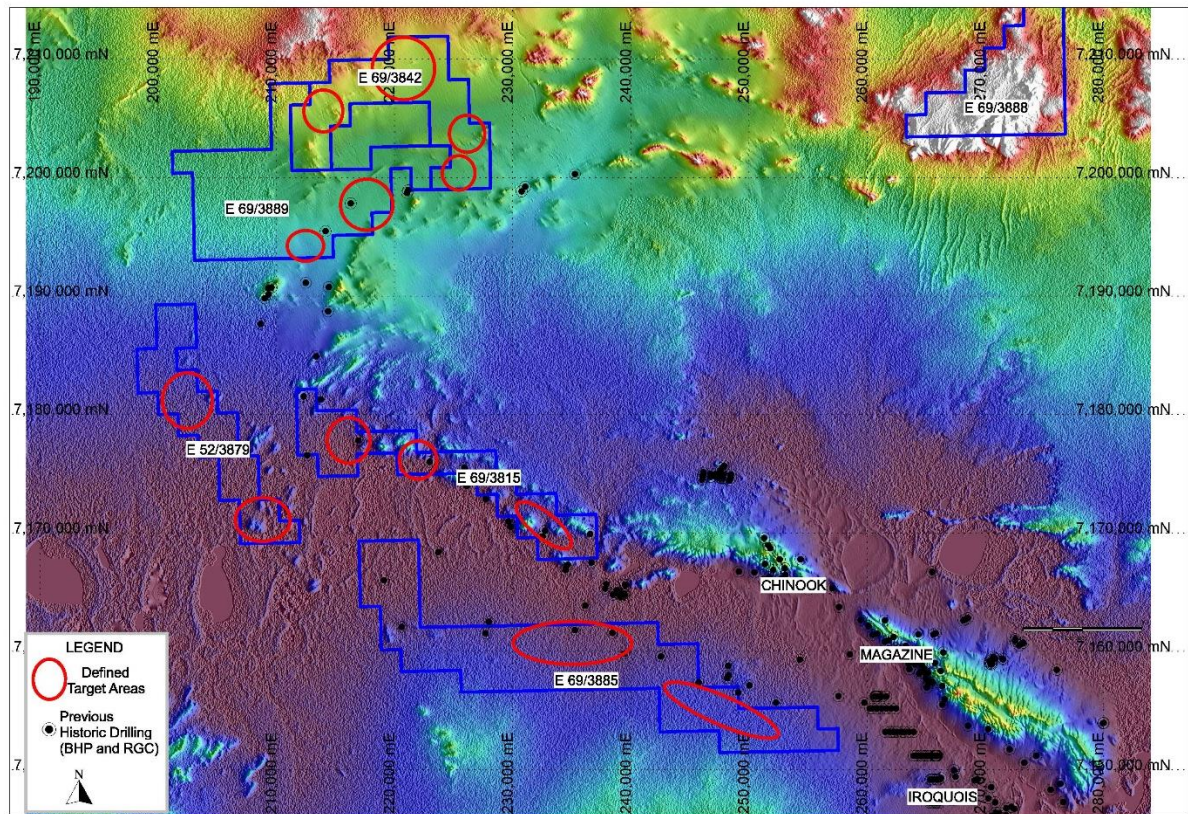


Figure 3: Target Areas, Tenements and Historic Drilling on DTM image

JIMBERLANA NICKEL PROJECT

The Company is exploring the Jimberlana tenement for nickel (and PGE) mineralisation within ultramafic portions of the intrusion. A gradient array IP survey (GAIP), completed early in 2021 defined two chargeability anomalies within interpreted pyroxenite phases of the intrusion that supports the model of sulphide accumulation and mineralisation.

During the period, the Company successfully completed a Heritage Survey over the drill targets at Jimberlana with representatives of the Ngadju Native Title Holders, with all drill targets cleared. Line clearing and drill access will be completed in January, and a drill rig has been sourced for the work with drilling expected to commence by the end of January. Approximately 8 RC holes for 1000 metres are initially planned to test the current defined targets.

The Jimberlana Norite is a sizeable differentiated mafic-ultramafic intrusion of the Widgiemooltha Suite and is known to be mineralised with nickel, copper and PGE sulphides at various localities. E63/2009 covers 18 kilometres of strike on the western end of the intrusive system.

The Company has interpreted three ultramafic 'core' intrusions on E63/2009 with the 'Eastern Core Complex' returning coincident nickel, copper and platinum group elements. The geochemistry was interpreted as evidence of the fertility of the Eastern Core Complex for nickel sulphide mineralisation hosted on the mafic/ultramafic contact (ASX BLZ Release 27 April 2021).

DIRECTORS' REPORT (CONTINUED)

On 19 May 2021, the Company announced the completion of a Gradient Array IP survey over the western half of the Eastern Core Complex that had detected the presence of possible disseminated sulphide accumulations. The results showed a dyke-parallel moderately chargeable zone associated with a low-magnetic phase of the intrusion (Figure 4).

This zone was interpreted to possibly represent disseminated sulphide within a non-magnetic pyroxenite.

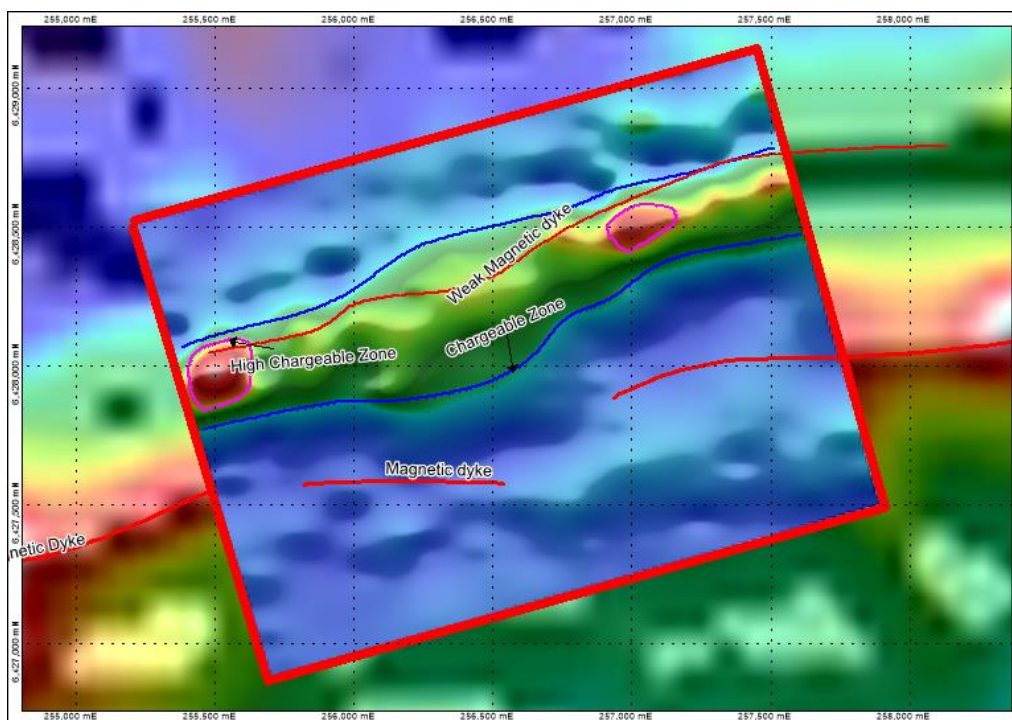


Figure 4: Chargeability image and interpretation from GAIP grid over magnetic image

OTHER PROJECTS

BINNERIDGIE NICKEL PROJECT

The Company is engaging with contractors to prepare the ground for a program of geochemical sampling to be commenced by the end of the first quarter of 2022.

MUKINBUDIN NICKEL PROJECT

The tenement was granted during the period and data compilation and review has commenced.

MOUNT DAY NICKEL PROJECT

The tenement was granted during the period and data compilation and review has commenced.

COJINUP CREEK PROJECT

The exploration licences comprising the Cojinup Creek Project were granted during the period. Geoscience Consultants have been commissioned to splice together a number of regional and more local EM surveys previously completed by other parties over large portions of the tenements.

DIRECTORS' REPORT (CONTINUED)

KIRKALOCKA GOLD PROJECT

The Company has completed preliminary soil sampling across the unsampled greenstones. The Company plans to undertake auger drilling on a number of the tenements at Kirkalocka and depending on the results received, the Company will undertake heritage surveys prior to commencing RC drilling.

CORPORATE UPDATE

On 13 July 2021, the Group announced the changed of Company name to Blaze Minerals Limited (ASX: BLZ) that became effective from 15 July 2021.

The Company appointed Mr David Prentice as a Non-Executive Chairman of the Company effective from 30 November 2021. Mr Prentice was appointed to replace Mr David Wheeler who chose to leave the Board to pursue other commercial interests.

The Company appointed Mr Sonu Cheema and Mr Steve Samuel as Joint Company Secretaries in place of Mr Andrew Bickley, who resigned effective 4 November 2021.

AUDITOR'S DECLARATION OF INDEPENDENCE

Section 307C of the *Corporations Act 2001* requires our auditors, HLB Mann Judd, to provide the Directors of the Company with an Independence Declaration in relation to the review of the interim financial report. This Independence Declaration is set out on page 9 and forms part of this Directors' Report for the half-year ended 31 December 2021.

Signed in accordance with a resolution of the Directors.



David Prentice

Non-Executive Chairman

Dated this 28th day of February 2022

AUDITOR'S INDEPENDENCE DECLARATION

As lead auditor for the review of the consolidated financial report of Blaze Minerals Limited for the half-year ended 31 December 2021, I declare that to the best of my knowledge and belief, there have been no contraventions of:

- a) the auditor independence requirements of the *Corporations Act 2001* in relation to the review; and
- b) any applicable code of professional conduct in relation to the review.

Perth, Western Australia
28 February 2022

M R Ohm
Partner

hlb.com.au

HLB Mann Judd (WA Partnership) ABN 22 193 232 714

Level 4, 130 Stirling Street, Perth WA 6000 / PO Box 8124 Perth BC WA 6849

T: +61 (0)8 9227 7500 **E:** mailbox@hlbwa.com.au

Liability limited by a scheme approved under Professional Standards Legislation.

HLB Mann Judd (WA Partnership) is a member of HLB International, the global advisory and accounting network.

DIRECTORS' DECLARATION

1. In the opinion of the Directors of Blaze Minerals Limited (the 'Company'):
 - a. the accompanying interim financial statements and notes are in accordance with the *Corporations Act 2001* including:
 - i. giving a true and fair view of the Group's financial position as at 31 December 2021 and of its performance for the half-year then ended; and
 - ii. complying with Australian Accounting Standards, the *Corporations Regulations 2001*, professional reporting requirements and other mandatory requirements.
 - b. there are reasonable grounds to believe that the Company will be able to pay its debts as and when they become due and payable.
 - c. the interim financial statements and notes thereto are in accordance with International Financial Reporting Standards issued by the International Accounting Standards Board.
2. This declaration has been made after receiving the declarations required to be made to the Directors in accordance with Section 303(5) of the *Corporations Act 2001* for the half-year ended 31 December 2021.

This declaration is signed in accordance with a resolution of the board of Directors.



David Prentice

Non-Executive Chairman

Dated this 28th day of February 2022

INDEPENDENT AUDITOR'S REVIEW REPORT

To the members of Blaze Minerals Limited

Report on the Condensed Half-Year Financial Report

Conclusion

We have reviewed the accompanying half-year financial report of Blaze Minerals Limited ("the company") which comprises the condensed consolidated statement of financial position as at 31 December 2021, the condensed consolidated statement of profit or loss and other comprehensive income, the condensed consolidated statement of changes in equity and the condensed consolidated statement of cash flows for the half-year ended on that date, notes comprising a summary of significant accounting policies and other explanatory information, and the directors' declaration, for the Group comprising the company and the entities it controlled at the half-year end or from time to time during the half-year.

Based on our review, which is not an audit, we have not become aware of any matter that makes us believe that the half-year financial report of Blaze Minerals Limited does not comply with the *Corporations Act 2001* including:

- (a) giving a true and fair view of the Group's financial position as at 31 December 2021 and of its performance for the half-year ended on that date; and
- (b) complying with Accounting Standard AASB 134 *Interim Financial Reporting* and the *Corporations Regulations 2001*.

Basis for conclusion

We conducted our review in accordance with ASRE 2410 *Review of a Financial Report Performed by the Independent Auditor of the Entity*. Our responsibilities are further described in the *Auditor's responsibilities for the review of the financial report* section of our report. We are independent of the company in accordance with the auditor independence requirements of the *Corporations Act 2001* and the ethical requirements of the Accounting Professional and Ethical Standards Board's APES 110 *Code of Ethics for Professional Accountants (including Independence Standards)* (the Code) that are relevant to our audit of the annual financial report in Australia. We have also fulfilled our other ethical responsibilities in accordance with the Code.

Responsibility of the directors for the financial report

The directors of the company are responsible for the preparation of the half-year financial report that gives a true and fair view in accordance with Australian Accounting Standards and the *Corporations Act 2001* and for such internal control as the directors determine is necessary to enable the preparation of the half-year financial report that gives a true and fair view and is free from material misstatement, whether due to fraud or error.

Auditor's responsibility for the review of the financial report

Our responsibility is to express a conclusion on the half-year financial report based on our review. ASRE 2410 requires us to conclude whether we have become aware of any matter that makes us believe that the half-year financial report is not in accordance with the *Corporations Act 2001*

hlb.com.au

HLB Mann Judd (WA Partnership) ABN 22 193 232 714

Level 4, 130 Stirling Street, Perth WA 6000 / PO Box 8124 Perth BC WA 6849

T: +61 (0)8 9227 7500 E: mailbox@hlbwa.com.au

Liability limited by a scheme approved under Professional Standards Legislation.

HLB Mann Judd (WA Partnership) is a member of HLB International, the global advisory and accounting network.

including giving a true and fair view of the Group's financial position as at 31 December 2021 and its performance for the half-year ended on that date, and complying with Accounting Standard AASB 134 *Interim Financial Reporting* and the *Corporations Regulations 2001*.

A review of a half-year financial report consists of making enquiries, primarily of persons responsible for financial and accounting matters, and applying analytical and other review procedures. A review is substantially less in scope than an audit conducted in accordance with Australian Auditing Standards and consequently does not enable us to obtain assurance that we would become aware of all significant matters that might be identified in an audit. Accordingly, we do not express an audit opinion.

Independence

In conducting our review, we have complied with the independence requirements of the *Corporations Act 2001*.

HLB Mann Judd

HLB Mann Judd
Chartered Accountants

Perth, Western Australia
28 February 2022

M R Ohm
Partner

CONDENSED CONSOLIDATED STATEMENT OF PROFIT OR LOSS AND OTHER COMPREHENSIVE INCOME

for the half-year ended 31 December 2021

		Half-year ended 31 Dec 2021 \$	Half-year ended 31 Dec 2020 \$
	Note		
Continuing operations			
Other income		6,581	8
Accounting and audit fees		(12,689)	(20,055)
Administration expenses		-	(1,819)
Corporate compliance costs		(65,518)	(36,237)
Consultants fees		(57,000)	(54,000)
Depreciation		(10,141)	(2,405)
Director fees, salaries and superannuation		(95,001)	(57,667)
Exploration expenditure expensed		(261,476)	(137,093)
Legal fees		(17,181)	(16,675)
Other expenses from ordinary activities		(24,527)	(49,170)
Share based payment expense	10	-	(330,000)
Loss before income tax expense		(536,952)	(705,113)
Income tax (benefit)/expense		-	-
Loss for the period from continuing operations		(536,952)	(705,113)
Other comprehensive income		-	-
Total comprehensive loss for the period		(536,952)	(705,113)
Earnings/(loss) per share			
Basic loss per share (cents per share)	3	(0.16)	(0.27)
Diluted loss per share (cents per share)	3	(0.16)	(0.27)

The Condensed Consolidated Statement of Profit or Loss and Other Comprehensive Income should be read in conjunction with the accompanying notes, which form an integral part of the interim financial report.

CONDENSED CONSOLIDATED STATEMENT OF FINANCIAL POSITION

as at 31 December 2021

	Note	31 Dec 2021 \$	30 Jun 2021 \$
Current assets			
Cash and cash equivalents		2,135,876	2,649,850
Trade and other receivables		24,970	27,689
Total current assets		2,160,846	2,677,539
Non-current assets			
Plant and equipment		67,439	2,580
Deferred exploration and evaluation expenditure	4	4,768,665	3,990,824
Total non-current assets		4,836,104	3,993,404
Total assets		6,996,950	6,670,943
Liabilities			
Current liabilities			
Trade and other payables		34,576	66,117
Total current liabilities		34,576	66,117
Total liabilities		34,576	66,117
Net assets		6,962,374	6,604,826
Equity			
Issued capital	5	46,095,537	44,838,537
Unissued share capital	5	-	487,500
Reserves	6	3,585,183	3,460,183
Accumulated losses		(42,718,346)	(42,181,394)
Total equity		6,962,374	6,604,826

The Condensed Consolidated Statement of Financial Position should be read in conjunction with the accompanying notes, which form an integral part of the interim financial report.

CONDENSED CONSOLIDATED STATEMENT OF CHANGES IN EQUITY

for the half-year ended 31 December 2021

	Issued Capital \$	Unissued Share capital \$	Option Reserve \$	Accumulated Losses \$	Total \$
Balance at 1 July 2020	41,811,464	-	2,705,183	(39,753,040)	4,763,607
Loss for the period	-	-	-	(705,113)	(705,113)
Other comprehensive income, net of tax	-	-	-	-	-
Total comprehensive loss for the period	-	-	-	(705,113)	(705,113)
Shares issued during the period	1,312,500	-	-	-	1,312,500
Options issued during the period	-	-	330,000	-	330,000
Issue costs	(85,432)	-	-	-	(85,432)
Balance at 31 December 2020	43,038,532	-	3,035,183	(40,458,153)	5,615,562
Balance at 1 July 2021	44,838,537	487,500	3,460,183	(42,181,394)	6,604,826
Loss for the period	-	-	-	(536,952)	(536,952)
Other comprehensive income, net of tax	-	-	-	-	-
Total comprehensive loss for the period	-	-	-	(536,952)	(536,952)
Shares issued during the period	1,275,000	(487,500)	-	-	787,500
Options issued during the period	-	-	125,000	-	125,000
Issue costs	(18,000)	-	-	-	(18,000)
Balance at 31 December 2021	46,095,537	-	3,585,183	(42,718,346)	6,962,374

The Condensed Consolidated Statement of Changes in Equity should be read in conjunction with the accompanying notes, which form an integral part of the interim financial report.

CONDENSED CONSOLIDATED STATEMENT OF CASH FLOWS

for the half-year ended 31 December 2021

	Half-year ended 31 Dec 2021 \$	Half-year ended 31 Dec 2020 \$
Cash flows from operating activities		
Payments to suppliers and employees	(244,793)	(388,531)
Other receipts from customers	-	6
Interest received	1,210	2
Interest paid	(33)	-
Net cash used in operating activities	(243,616)	(388,523)
Cash flows from investing activities		
Payments for property, plant and equipment	(82,500)	-
Payments for exploration and evaluation	(469,858)	(153,973)
Net cash used in investing activities	(552,358)	(153,973)
Cash flows from financing activities		
Proceeds from issue of securities	300,000	1,312,500
Payment for issue costs	(18,000)	(85,432)
Net cash generated from financing activities	282,000	1,227,068
Net (decrease) / increase in cash and cash equivalents	(513,974)	684,572
Cash and cash equivalents at the beginning of the half year	2,649,850	1,197,380
Cash and cash equivalents at the end of the half-year	2,135,876	1,881,952

The Condensed Consolidated Statement of Cash Flows should be read in conjunction with the accompanying notes, which form an integral part of the interim financial report.

CONDENSED CONSOLIDATED NOTES TO THE FINANCIAL STATEMENTS

for the half-year ended 31 December 2021

1. BASIS OF PREPARATION

1.1. BASIS OF PREPARATION

These interim consolidated financial statements are general purpose financial statements prepared in accordance with the requirements of the Corporations Act 2001, applicable accounting standards including AASB 134 *'Interim Financial Reporting'*, Accounting Interpretations and other authoritative pronouncements of the Australian Accounting Standards Board (**AASB**). Compliance with AASB 134 ensures compliance with IAS 34 *'Interim Financial Reporting'*.

This condensed interim financial report does not include full disclosures of the type normally included in an annual financial report. Therefore, it cannot be expected to provide as full an understanding of the financial performance, financial position and cash flows of the Group as in the full financial report.

It is recommended that this financial report be read in conjunction with the annual financial report for the year ended 30 June 2021 and any public announcements made by Blaze Minerals Limited and its subsidiaries during the half-year in accordance with continuous disclosure requirements arising under the Corporations Act 2001 and the ASX Listing Rules.

The interim report has been prepared on a historical cost basis, except for the revaluation of certain financial instruments to fair value. Cost is based on the fair value of the consideration given in exchange for assets. The company is domiciled in Australia and all amounts are presented in Australian dollars, unless otherwise noted.

For the purpose of preparing the interim financial report, the half-year has been treated as a discrete reporting period.

1.2. STATEMENT OF COMPLIANCE

The interim financial statements were authorised for issue on 28 February 2022.

The interim financial statements comply with Australian Accounting Standards, which include Australian equivalents to International Financial Reporting Standards (**AIFRS**). Compliance with AIFRS ensures that the financial report, comprising the interim financial statements and notes thereto, complies with International Financial Reporting Standards (**IFRS**).

1.3. ACCOUNTING POLICIES AND METHODS OF COMPUTATION

The accounting policies and methods of computation adopted are consistent with those of the previous financial year and corresponding interim reporting period except for the impact (if any) of the new and revised standards effective 1 July 2021 as outlined in Note 1.5. These accounting policies are consistent with Australian Accounting Standards and with International Financial Reporting Standards.

CONDENSED CONSOLIDATED NOTES TO THE FINANCIAL STATEMENTS (CONTINUED)

for the half-year ended 31 December 2021

1.4. SIGNIFICANT ACCOUNTING JUDGMENTS AND KEY ESTIMATES

The preparation of interim financial reports requires management to make judgments, estimates and assumptions that affect the application of accounting policies and the reported amounts of assets, liabilities, income and expense. Actual results may differ from these estimates.

The judgements, estimates and assumptions applied in the interim financial statements, including the key sources of estimation uncertainty were the same as those applied in the Group's last annual financial statements for the year ended 30 June 2021.

1.5. NEW AND REVISED ACCOUNTING STANDARDS

1.5.1. NEW STANDARDS AND INTERPRETATIONS APPLICABLE FOR THE HALF YEAR ENDED 31 DECEMBER 2021

In the period ended 31 December 2021, the Directors have reviewed all of the new and revised Standards and Interpretations issued by the AASB that are relevant to the Group and effective for the current reporting period. As a result of this review, the Directors have determined that there is no material impact of the new and revised Standards and Interpretations on the Group and, therefore, no material change is necessary to Group accounting policies.

1.5.2. STANDARDS AND INTERPRETATIONS IN ISSUE NOT YET ADOPTED

The Directors have also reviewed all of the new and revised Standards and Interpretations in issue not yet adopted for the period ended 31 December 2021. As a result of this review the Directors have determined that there is no material impact of the Standards and Interpretations in issue not yet adopted on the Group and, therefore, no change is necessary to Group accounting policies.

1.6. GOING CONCERN

The interim financial statements have been prepared on the going concern basis, which contemplates continuity of normal business activities and the realisation of assets and settlements of liabilities in the ordinary course of business.

2. SEGMENT REPORTING

The Group has adopted AASB 8 'Operating Segments' which requires operating segments to be identified on the basis of internal reports about components of the Group that are reviewed by the chief operating decision maker (considered to be Board of Directors) in order to allocate resources to the segment and assess its performance. The chief operating decision maker of the Group reviews internal reports prepared as consolidated financial statements and strategic decisions of the Group are determined upon analysis of these internal reports.

During the period, the Group operated predominantly in one segment being the mineral exploration sector in Western Australia. Accordingly, under the 'management approach' outlined above only one operating segment has been identified and no further disclosure is required in the notes to the consolidated financial statements.

CONDENSED CONSOLIDATED NOTES TO THE FINANCIAL STATEMENTS (CONTINUED)

for the half-year ended 31 December 2021

3. LOSS PER SHARE

3.1. BASIC AND DILUTED LOSS PER SHARE

From continuing operations

Basic loss per share (cents per share)
Diluted loss per share (cents per share)

CONSOLIDATED	
HALF-YEAR ENDED 31 DEC 2021 No.	HALF-YEAR ENDED 31 DEC 2020 No.
(0.16)	(0.27)
(0.16)	(0.27)

3.2. EARNINGS

Loss from continued operations used in the calculation of basic earnings per share

CONSOLIDATED	
HALF-YEAR ENDED 31 DEC 2021 \$	HALF-YEAR ENDED 31 DEC 2020 \$
(536,952)	(705,113)

3.3. WEIGHTED AVERAGE NUMBER OF ORDINARY SHARES

The weighted average number of shares used in the calculation of basic loss per share is as follows:

Weighted average number of ordinary shares for the purpose of basic loss per share

CONSOLIDATED	
AS AT 31 DEC 2021 \$	AS AT 31 DEC 2020 \$
345,123,737	256,793,478

4. DEFERRED EXPLORATION AND EVALUATION EXPENDITURE

Exploration and evaluation phase:

Expenditure brought forward
Purchase of tenements
Expenditure incurred during the period
Expenditure written off during period
Expenditure carried forward

CONSOLIDATED	
HALF-YEAR ENDED 31 DEC 2021 \$	YEAR ENDED 30 JUN 2021 \$
3,990,824	3,566,713
612,500	25,000
167,906	399,111
(2,565)	-
4,768,665	3,990,824

The ultimate recoupment of the mining tenements, exploration and evaluation expenditure carried forward is dependent upon the successful development and commercial exploitation and/or sale of the relevant areas of interest.

CONDENSED CONSOLIDATED NOTES TO THE FINANCIAL STATEMENTS (CONTINUED)

for the half-year ended 31 December 2021

5. ISSUED CAPITAL

357,500,111 fully paid ordinary shares on issue
(30 June 2021: 322,500,111)
12,500,000 fully paid ordinary shares – unissued

CONSOLIDATED	
AS AT 31 DEC 2021 \$	AS AT 30 JUN 2021 \$
46,095,537	44,838,537
-	487,500
46,095,537	45,326,037

5.1. FULLY PAID ORDINARY SHARES

	CONSOLIDATED			
	HALF-YEAR ENDED 31 DEC 2021		YEAR ENDED 30 JUN 2021	
	No.	\$	No.	\$
Balance at beginning of year	335,000,111	45,326,037	210,000,000	41,811,464
Issued on placement	10,000,000	300,000	102,500,000	2,812,500
Issued on acquisition of assets	25,000,000	975,000	10,000,000	390,000
Issued on exercise of options	-	-	111	6
Shares to be issued ⁽ⁱ⁾	(12,500,000)	(487,500)	12,500,000	487,500
Share issue costs	-	(18,000)	-	(175,433)
Balance at end of period	357,500,111	46,095,537	335,000,111	45,326,037

(i) Shares to be issued relate to 12,500,000 shares to be issued to Hammerhead Exploration on the completion of the agreement. These shares were issued on 17 November 2021.

Fully paid ordinary shares carry one vote per share and carry the right to dividends. Ordinary shares participate in the proceeds on winding up of the Company in proportion to the number of shares held.

6. RESERVES

	CONSOLIDATED	
	2021 \$	2020 \$
Option reserve	3,585,183	3,460,183

6.1. OPTION RESERVE

The option reserve is used to accumulate proceeds received from the issue of options, the value of options issued as consideration for the acquisition of non-current assets and the value of options issued as consideration for services received.

CONDENSED CONSOLIDATED NOTES TO THE FINANCIAL STATEMENTS (CONTINUED)

for the half-year ended 31 December 2021

6.2. MOVEMENTS IN RESERVE

	CONSOLIDATED	
	2021	2020
	\$	\$
Balance at beginning of year	3,460,183	2,705,183
Issued during the year	125,000	380,000
Unissued during the year ⁽ⁱ⁾	-	375,000
Balance at end of year	3,585,183	3,460,183

(i) Relate to 37,500,000 options to be issued to Hammerhead Exploration on the completion of the agreement. These options were issued on 17 November 2021.

7. CONTINGENCIES

The Company has contingent payments under the Acquisition Agreement entered with Hammerhead Exploration and Iconic Minerals. Contingent payments remaining at balance date are:

Hammerhead Exploration	Iconic Minerals
<ul style="list-style-type: none"> 12,500,000 shares and 12,500,000 BLZO options on grant of Big Bell (subject to shareholder approval); and 1% Net Smelter Royalty. 	<ul style="list-style-type: none"> 10,000,000 shares and 5,000,000 BLZO options on grant of 2 out of the 3 tenements (subject to shareholder approval); and 1% Net Smelter Royalty

8. EVENTS AFTER BALANCE DATE

There have been no material events after balance date.

9. FINANCIAL INSTRUMENTS

The Group has a number of financial instruments which are not measured at fair value on a recurring basis. The carrying amount of these financial instruments approximates their fair value.

CONDENSED CONSOLIDATED NOTES TO THE FINANCIAL STATEMENTS (CONTINUED)

for the half-year ended 31 December 2021

10. SHARE BASED PAYMENTS

Share based payments made during the half-year are summarised below.

SHARE BASED PAYMENT EXPENSES

LISTED OPTIONS

Options issued to directors ⁽ⁱ⁾

Options issued to adviser and consultant

HALF-YEAR ENDED 31 DEC 2021 \$	HALF-YEAR ENDED 31 DEC 2020 \$
-	144,000
-	186,000
-	330,000

(i) On 20 October 2020 the Company issued 12,000,000 Options to Directors, following shareholder approval on 15 October 2020.

Number of Options Issued	Grant Date	Fair Value at Grant Date	Total Value \$	Recipient
12,000,000	15 Oct 2020	\$0.012	144,000	Directors ⁽ⁱ⁾
15,500,000	15 Oct 2020	\$0.012	186,000	Adviser and consultant
27,500,000			330,000	

The options have an exercise price of \$0.05 per share and expire on 31 March 2022. There was no alteration to the terms and conditions of the above share based payment arrangements since grant date. The fair value of options at grant date was determined using the closing market price.