

A. STATUTORY RESULTS

Current reporting period	From 1 August 2020 to 31 January 2021
Previous reporting period	From 1 August 2019 to 31 January 2020

B. RESULTS FOR ANNOUNCEMENT TO THE MARKET

	Statutory results \$000	Comparison to 31 January 2020 \$000
Revenue from ordinary activities	405,527	Down 34.4% from 618,203
Loss from ordinary activities after tax attributable to members	(55,375)	Down 179.4% from a profit of 69,784
Net loss for the period attributable to members	(55,375)	Down 179.4% from a profit of 69,784

C. BRIEF EXPLANATION OF FIGURES REPORTED

This report is based on the Interim Financial Report which has been reviewed by the auditor. The independent Auditor's Review Report, which was unmodified, is included within the Company's Interim Financial Report for the period ending 31 January 2021 which accompanies this Appendix 4D.

For a brief explanation of the figures above please refer to the New Hope Presentation of Half-Year 2021 Results, and the Directors' Report which forms part of the Interim Financial Report.

D. DIVIDENDS - ORDINARY SHARES

	Amount per share	Franked amount per share
2020 Final dividend	0.0¢	0.0¢
2021 Interim dividend ¹	4.0¢	4.0¢
Record date for determining entitlements to the interim dividend: 20 April 2021		

¹Declared 22 March 2021, payable 4 May 2021.

E. NET TANGIBLE ASSETS PER SECURITY

	31 January 2021 cents	31 July 2020 cents
Net tangible assets per security	190.5	197.8

F. FOREIGN ENTITIES

Foreign entities have been accounted for in accordance with Australian Accounting Standards.

G. CONTROL GAINED OR LOSS OVER ENTITIES DURING THE PERIOD

(a) Names of entities where control was gained in the period

There were no entities over which control was gained during the period.

(b) Names of entities where control was lost in the period

There were no entities over which control was lost during the period.

For personal use only



**NEW HOPE
GROUP**

New Hope Corporation Limited

INTERIM FINANCIAL REPORT

31 JANUARY 2021

ABN 38 010 653 844

TABLE OF CONTENTS

Page

Directors' Report	2
Auditor's Independence Declaration	7
Statement of Comprehensive Income	8
Statement of Financial Position	9
Statement of Changes in Equity	10
Cash Flow Statement	11
Notes to the Financial Statements	12
1. Financial Reporting Segments	12
2. Expenses	16
3. Income Taxes	16
4. Dividends	16
5. Contributed Equity	17
6. Financial Risk Management	17
7. Property, Plant and Equipment	18
8. Exploration and Evaluation	20
9. Borrowings	21
10. Provisions	22
11. Subsequent events	22
Directors' Declaration	23
Independent Auditor's Review Report to the Members	24

This Interim Financial Report does not include all the notes of the type normally included in an Annual Financial Report. Accordingly, this report is to be read in conjunction with the Annual Report for the year ended 31 July 2020 and any public announcements made by New Hope Corporation Limited during the interim reporting period in accordance with the continuous disclosure requirements of the Corporations Act 2001 .

New Hope Group
Directors' Report
31 January 2021

The Directors present their report on the consolidated entity consisting of New Hope Corporation Limited ('the Company' or 'New Hope') and its controlled entities ('the Group').

DIRECTORS

The following persons were Directors of New Hope Corporation Limited during the half-year and up to the date of this report:

Mr R.D. Millner	Mr I.M. Williams	Mr W.H. Grant (resigned 17 November 2020)
Mr T.J. Barlow	Ms J.E. McGill AO	Mr S.O. Stephan (resigned 31 August 2020)
Mr T.C. Millner		

CONSOLIDATED RESULTS

	31 January 2021 \$000	31 January 2020 \$000	% Change
Revenue from operations	405,527	618,203	- 34.4%
Earnings before interest, tax, depreciation and amortisation (EBITDA) ¹	81,208	212,641	- 61.8%
Net profit before income tax (before non-regular items) ²	859	123,478	- 99.3%
Impairment of QLD coal mining assets	(40,259)	-	
Impairment of QLD coal exploration projects	(1,618)	-	
Onerous contracts	(37,276)	-	
New Acland ramp down ³	11,393	-	
Group redundancies	(10,136)	(6,090)	
Liquidation related expenses	(1,189)	(1,974)	
Debt waiver consent fees	(1,110)	-	
Jeebropilly rehabilitation	-	(20,984)	
Recovery of rail costs	-	1,936	
Impairment of oil exploration assets	-	(3,006)	
(Loss)/profit before income tax (after non-regular items) ⁴	(79,336)	93,360	- 185.0%
Net profit after income tax (before non-regular items) ²	761	86,375	- 99.1%
Impairment of QLD coal mining assets	(28,181)	-	
Impairment of QLD coal exploration projects	(1,133)	-	
Onerous contracts	(26,093)	-	
New Acland ramp down ³	7,975	-	
Group redundancies	(7,095)	(4,263)	
Liquidation related expenses	(832)	3,110	
Debt waiver consent fees	(777)	-	
Jeebropilly rehabilitation	-	(14,689)	
Recovery of rail costs	-	1,355	
Impairment of oil exploration assets	-	(2,104)	
(Loss)/profit after income tax (after non-regular items)	(55,375)	69,784	- 179.4%
(Loss)/profit attributable to New Hope Shareholders	(55,375)	69,784	- 179.4%
	Cents	Cents	
Basic earnings per share (before non-regular items) ⁵	0.1	10.4	- 99.0%
Impairment of QLD coal mining assets	(3.4)	-	
Impairment of QLD coal exploration projects	(0.1)	-	
Onerous contracts	(3.1)	-	
New Acland ramp down ³	1.0	-	
Group redundancies	(0.9)	(0.5)	
Liquidation related expenses	(0.1)	0.4	
Debt waiver consent fees	(0.2)	-	
Jeebropilly rehabilitation	-	(1.8)	
Recovery of rail costs	-	0.2	
Impairment of oil exploration assets	-	(0.3)	
Basic (loss)/earnings per share (after non-regular items)	(6.7)	8.4	- 179.8%

¹ Earnings before interest, tax, depreciation and amortisation is not defined by IFRS and is a non-statutory measure. This non-IFRS information has not been reviewed by Deloitte.

² Net profit before income tax (before non-regular items) and profit after income tax (before non-regular items) are not defined by IFRS and are non-statutory measures. This non-IFRS information has not been reviewed by Deloitte.

³ New Acland ramp down represent a change in coal stock inventory valuation following the increase in coal prices during the half-year ended 31 January 2021.

⁴ (Loss)/profit before income tax (after non-regular items) reconciles to the Statement of Comprehensive Income.

⁵ Basic earnings per share (before non-regular items) is not defined by IFRS and is a non-statutory measure. This non-IFRS information has not been reviewed by Deloitte.

OPERATIONS AND FINANCIAL REVIEW

The principal activities of the Company for the half-year ended 31 January 2021 consisted of:

- Coal exploration and project development;
- Coal extraction, processing, marketing, and logistics;
- Agriculture; and
- Oil and gas - exploration, development, production, and processing.

HIGHLIGHTS

- The Company delivered a strong safety performance with a Total Recordable Injury Frequency Rate (TRIFR) of 3.8 (31 January 2020: 3.6).
- The Bengalla Mine successfully completed a major mid-life dragline shutdown and is on track to achieve full-year production output of 10.0 million tonnes (100% basis) for the 2021 financial year.
- Revenue from operations, \$405.5 million (31 January 2020: \$618.2 million) generated under challenging operating conditions:
 - lower sales volumes driven by the Bengalla Mine major mid-life dragline shutdown; and
 - the difficult energy pricing environment driven by the COVID-19 pandemic resulting in a temporary decline in realised prices, which recovered strongly in December and January and are expected to be sustained for the remainder of the 2021 financial year.
- EBITDA of \$81.2 million (31 January 2020: \$212.6 million).
- The Company recognised impairments relating to its QLD coal mining assets (\$40.3 million) and coal exploration assets (\$1.6 million).
- The Company presents a strong balance sheet at 31 January 2021 with Cash and Cash equivalents of \$114.8 million (31 July 2020: \$70.4 million), and Net Debt of \$265.2 million (31 July 2020: \$289.6 million).
- Cash generated from operations of \$62.4 million (31 January 2020: \$122.6 million).

The Company remains committed to the health, safety and wellbeing of its people, the environment, and the communities in which we operate. During the half-year ended 31 January 2021 (2021 half-year), total reportable injuries remained low. The Company's operations continue to ensure that safety initiatives (lead indicators) are part of the health and safety management system, which supports hazard identification and implementation of effective controls such as personal risk management (PRM) tools and safety interactions, and that these initiatives are at the forefront of our people and Management.

Response to COVID-19

Throughout the COVID-19 pandemic the Company has made responsible and measured decisions to protect the ongoing health and wellbeing of team members, and the communities in which we operate.

The Company continues to monitor the potential impacts of COVID-19 and comply with all guidelines and recommendations released by Health Authorities and the Government.

FINANCIAL PERFORMANCE

The Company reported net profit before income tax (NPBT) (before non-regular items) of \$0.9 million for the half-year ended 31 January 2021.

The result is 99.3% lower than the \$123.5 million recorded in half-year ended 31 January 2020 (the comparative period, 2020 half-year). The key factors that contributed to the reduction in NPBT include:

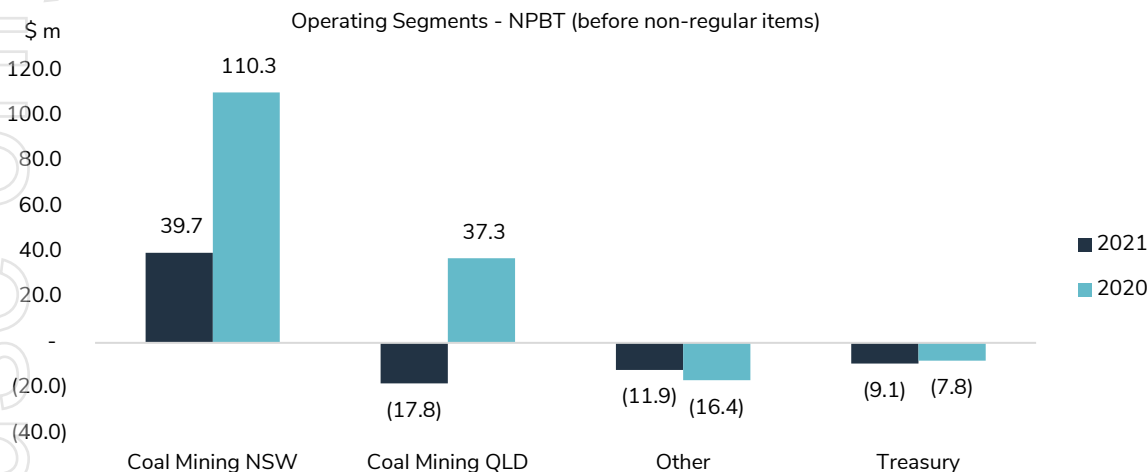
- Realised pricing in Australian dollars decreased during the period by \$19.0 per tonne from \$97.8 per tonne in the comparative period to \$78.8 per tonne in the current period; and
- Coal sales for the period were also 1.4 million tonnes lower compared to the comparative period of 6.3 million tonnes. This reduction is driven by the mid-life dragline shut at the Bengalla Mine and the New Acland Mine ramp down following the absence of New Acland Stage 3 (NAC03) project approvals.

These negative impacts to the 2021 half-year result were partially offset by cost reduction programs and efficiency focuses across the Group, in addition to the realised pricing recovery in December and January which is expected to be sustained for the remainder of the 2021 financial year.

The Company reported a loss after income tax (after non-regular items) of \$55.4 million for the half-year ended 31 January 2021, a reduction on the comparative period profit after income tax (after non-regular items) of \$69.8 million. Non-regular items for the 2021 half-year included redundancies across the Queensland operations and corporate office as part of an overall Company restructure (\$10.1 million), and significant expenses relating to the absence of NAC03 approvals including an onerous take or pay rail contract (\$37.3 million) and impairments of assets (\$40.3 million). Other non-regular items include expenses regarding the impairment of QLD coal exploration project, liquidation related expenses and debt waiver consent fees, which collectively totalled \$3.9 million. These costs were offset by a positive inventory adjustment as forward coal pricing improved the value of inventory held, \$11.4 million.

OPERATIONS AND FINANCIAL REVIEW (CONTINUED)

The contribution to NPBT (before non-regular items) by the Company's operating segments as well as Treasury is outlined below:



During the 2021 half-year, the Company generated a cash operating surplus of \$70.2 million (before interest and tax) which is a decrease of 58.2% on the 2020 half-year result of \$166.6 million. This reduction reflects the difficult pricing environment and lower sales volumes.

During the 2021 half-year, the Company sought and received covenant relief from its finance providers. Following the end of the half-year the Company is in compliance with its debt covenants.

Basic earnings per share (before non-regular items) for the 2021 half-year is 0.1 cent compared to 10.4 cents for the comparative period. Basic loss per share (after non-regular items) for the 2021 half-year is 6.7 cents compared to basic earnings per share (after non-regular items) of 8.4 cents for the comparative period.

Directors have declared an interim dividend of 4.0 cents per share (31 January 2020: 6.0 cents per share). This dividend is fully franked and payable on 4 May 2021 to shareholders registered as at Tuesday, 20 April 2021.

OPERATIONS

The Company produced 4.5 million tonnes of saleable coal in the half-year ended 31 January 2021. This is a 28% decrease on comparative period driven by the mid-life dragline shutdown at the Bengalla Mine and the New Acland Mine ramp down. The Bengalla Mine contributed 3.6 million tonnes while the New Acland Mine contributed 0.9 million tonnes of the Company's total saleable coal figure. The Company made sales for the period of 4.9 million tonnes.

Bengalla Joint Venture

The Bengalla Mine (100% basis) produced 4.5 million tonnes during the 2021 half-year. Production for the period was lower than the comparative period, but aligned to expectations, due to the scheduled midlife shut of the dragline. The site remains forecast to deliver 10.0 million tonnes (100% basis) for the 2021 financial year, following successful completion of the dragline shutdown in the 2021 half-year.

Following the mid-life dragline shutdown, the machine has performed strongly on its return to full operations. Bengalla also completed major shutdowns on the coal handling and preparation plant. This work was completed successfully and positions the operation well for a strong run through to the end of the 2021 financial year.

There has been a strong cost and business improvement focus across Bengalla, aligning with the overall Company strategy. Bengalla has implemented a cost, production, revenue improvement plan with involvement right through the organisation to ensure Bengalla continues to achieve positive margins and generate a strong profit.

Bengalla Exploration

The drilling program was heavily impacted by the closure of the New South Wales and Queensland border as a result of COVID-19 travel restrictions, as most of the exploration workforce were based in Queensland and unable to travel. During the 2021 half-year the program completed four open holes, with a total of 870 metres drilled.

OPERATIONS AND FINANCIAL REVIEW (CONTINUED)

OPERATIONS (CONTINUED)

New Acland Coal Mine

In the absence of State Government approvals for NAC03, the site has been focusing on cost reduction projects including reviews of consumable usage and external contracts as it ramps down production in line with the depletion of Stage 2 coal reserves.

The New Acland Mine produced 0.9 million tonnes of saleable coal during the 2021 half-year, a reduction from the comparative period's 1.6 million tonnes, as the mine enters the final stages of Stage 2.

Rehabilitation work has continued to be a focus across the site specifically on in-pit tailings dams, West Pit reshape and seeding and Centre Pit top soiling and seeding.

New Acland Stage 3 Development

The High Court of Australia upheld an appeal by Oakey Coal Action Alliance Inc (OCAA) against New Acland Coal Pty Ltd (NAC) in relation to the Queensland Court of Appeal's decision on final orders which was handed down on 1 November 2019.

OCAA's appeal to the High Court concerned technical matters of procedure relating to findings of apprehended bias against NAC03 which resulted in the High Court ordering that NAC's mining lease applications and environmental authority application be remitted to the Queensland Land Court for reconsideration. The date has been reserved for the Land Court hearing; 3 November 2021.

The Company continues to progress the approvals process and remains committed to the project.

New Acland Exploration

The drilling program consisted of six new bores, with a total of 437 metres drilled, complimenting the project's comprehensive groundwater monitoring network.

West Moreton Operations

Rehabilitation, monitoring, and maintenance activities at the Jeebropilly, New Oakleigh and Chuwar sites continued during the 2021 half-year.

Rehabilitation work continued with 8 hectares seeded at Jeebropilly and 0.5 million bank cubic metres (BCM) backfilled into the Normanton void at New Oakleigh. This backfilling contributed to the already 1.1 million BCM previously backfilled, of the required 1.4 million BCM.

Monitoring and maintenance activities continued within the existing rehabilitated areas, while closure/surrender studies continued at both New Oakleigh and Chuwar.

Investigations are ongoing into alternative land uses for mined areas and unmined landholdings at Jeebropilly.

Queensland Bulk Handling

Queensland Bulk Handling (QBH) exported 2.1 million tonnes of coal for the period. This is a 27.6% decrease from the comparative period, due to reduced output from New Acland Mine as the mine enters the final stages of life and in the absence of NAC03 approvals.

A restructure of current operations was implemented following a reduction of the workforce through redundancies and a cost reduction program was implemented to deliver reduced cost per tonne throughput.

QBH realised opportunities to meet short-term additional stockpile demand from current customers and engaged with potential new customers for future coal and non-coal opportunities.

Coal Development and Exploration

The Company maintains a number of development and exploration sites. The expenditure on these assets has been maintained to keep the tenements in good standing and meet required obligations.

Pastoral Operations

Acland Pastoral Company Pty Ltd (APC) operations received good winter rains and harvested 435 hectares of dryland barley silage, 210 hectares of forage oats and 132 hectares of irrigated barley silage crop. The irrigated silage crop provided a high yield of 35 tonne per hectare. Average summer rains have seen APC plant 120 hectares of dryland white sorghum silage, 380 hectares of dryland sorghum grain and 132 hectares of irrigated white sorghum silage. Calving has commenced from APC's 1200 strong breeder herd.

OPERATIONS AND FINANCIAL REVIEW (CONTINUED)

OPERATIONS (CONTINUED)

Pastoral Operations (continued)

The Company's land management experience continues to be applied to the management of agricultural land surrounding the Bengalla operation under the Bengalla Agricultural Company (BAC). BAC planted 90 hectares of irrigated oats, 42 hectares of irrigated ryegrass, and 169 hectares of dryland oats which was utilised for in crop grazing by APC weaner steers and heifers. Following good summer rains, 60 hectares of millet was planted, also for fattening of APC weaners.

The Company is focused on further growth and development of the agricultural business, and looking at opportunities to realise further value for shareholders and communities.

Bridgeport Energy Limited

Oil production totalled 161,300 barrels for the 2021 half-year, a 13.4% decrease on the comparative period. No new production wells were drilled during the 2021 half-year. Workovers at Kenmore, Bodalla, Utopia, and Inland fields contributed to stable production levels. Commissioning and startup of the Cuisinier pilot water flood project commenced.

Oil prices continued to improve, averaging A\$63 per barrel during the 2021 half-year, although materially down from A\$95 per barrel from the comparative period. Revenue for the business was \$9.2 million for the 2021 half-year.

The Southern Gas Project (SW Cooper Basin Queensland) achieved successful testing of the Vali 1/ST well at stable commercial production rates of 5 terajoules per day and 33 petajoules (net: 8.3 petajoules) of gas reserves was recorded.

Approval for the ATP 2021 Joint Venture to jointly market gas from the Vali field discovery was received resulting in approval of an appraisal drilling program of up to three wells across these two tenements for the second half of the 2021 financial year. Bridgeport expects first gas production (subject to regulatory approvals and final investment decision timing) in the 2022 calendar year.

New Hope Group Outlook

The Company commences the second half of the 2021 financial year with strengthening coal prices and improved underlying profit whilst still facing continued uncertainty around the future of the New Acland Mine.

Bengalla is well placed to finish the 2021 financial year strongly with the capital investment in key mining equipment completed in the 2021 half-year underpinning strong low-cost production for the operation. The focus moving forward is to increase annual production to the approved permitted capacity of the operation whilst maintaining safety and cost efficiencies.

The New Acland Mine will continue to ramp down, with production volumes set to decline for the remainder of the 2021 financial year, as production is constrained to mining remnant coal from Stage 2 operations in the absence of receiving Stage 3 approvals. The Company remains focused on securing all necessary approvals for NAC03, however a period of discontinuity is likely, as last coal at the mine draws near.

Coal market fundamentals deteriorated due to impacts of COVID-19 which made for a challenging start to the 2021 financial year. Over the recent months, the Company has seen the reversal of this deterioration with thermal coal prices strengthening significantly, coupled with the increased demand in Asia, which has supported price recovery from US\$50 per tonne to the current level in excess of US\$90 per tonne (NEWC6000). The short term outlook for thermal coal demand remains positive for the Company. The mid to long term outlook remains healthy as the need for industrial and domestic electricity generation remains strong based on future growth in Asia, the Company's key export market.

The Company remains focused on the safe and efficient production at existing operations and is well equipped to retain its position as one of Australia's leading coal producers.

Signed in Sydney this 22nd day of March 2021 in accordance with a resolution of Directors.

R.D. Millner
Director

The Board of Directors
New Hope Corporation Limited
Level 16, 175 Eagle Street
Brisbane, QLD, 4000

22 March 2021

Dear Board Members

Auditor's Independence Declaration to New Hope Corporation Limited

In accordance with section 307C of the Corporations Act 2001, I am pleased to provide the following declaration of independence to the directors of New Hope Corporation Limited.

As lead audit partner for the review of the half year financial report of New Hope Corporation Limited for the half year ended 31 January 2021, I declare that to the best of my knowledge and belief, there have been no contraventions of:

- (i) the auditor independence requirements of the Corporations Act 2001 in relation to the review; and
- (ii) any applicable code of professional conduct in relation to the review.

Yours sincerely



DELOITTE TOUCHE TOHMATSU



S Tarling
Partner
Chartered Accountant

For personal use only

New Hope Group
Statement of Comprehensive Income
for the half-year ended 31 January 2021

	Notes	31 January 2021 \$000	31 January 2020 \$000
Revenue	1	405,527	618,203
Other income		-	24
		405,527	618,227
Expenses			
Cost of sales		(304,691)	(405,651)
Marketing and transportation		(114,958)	(93,971)
Administration		(6,956)	(5,671)
Other expenses		(1,189)	(1,974)
Financing expenses		(14,267)	(14,594)
Impairment of assets	2	(42,802)	(3,006)
(Loss)/profit before income tax		(79,336)	93,360
Income tax benefit/(expense)	3	23,961	(23,576)
Net (loss)/profit for the half-year		(55,375)	69,784
Net (loss)/profit attributable to New Hope Shareholders		(55,375)	69,784
Other comprehensive income/(loss) for the half-year, net of tax			
Items that may be reclassified to profit and loss:			
Changes to the fair value of cash flow hedges, net of tax		(20,442)	5,571
Transfer to profit and loss for cash flow hedges, net of tax		13,963	(9,092)
Items that will not be reclassified to profit and loss:			
Changes to the fair value of equity investments, net of tax		-	(99)
Other comprehensive income/(loss) for the half-year, net of tax		(6,479)	(3,620)
Total comprehensive income/(loss) for the half-year		(61,854)	66,164
Total comprehensive income/(loss) for the half-year attributable to New Hope Shareholders		(61,854)	66,164
(Loss)/earnings per share for profit attributable to the ordinary equity holders of the Company			
Basic (loss)/earnings per share (cents/share)		(6.7)	8.4
Diluted (loss)/earnings per share (cents/share)		(6.7)	8.4

The above Statement of Comprehensive Income should be read in conjunction with the accompanying notes.

New Hope Group
Statement of Financial Position
as at 31 January 2021

	Notes	31 January 2021 \$000	31 July 2020 \$000
Current assets			
Cash and cash equivalents		114,816	70,377
Receivables		69,284	63,565
Derivative financial instruments	6	45,505	45,852
Inventories		83,594	80,985
Current tax assets		40,944	15,779
Total current assets		354,143	276,558
Non-current assets			
Receivables		286	296
Derivative financial instruments	6	-	8,912
Equity investments	6	193	193
Property, plant and equipment	7	2,049,316	2,084,827
Intangible assets		78,567	80,627
Exploration and evaluation assets	8	97,429	94,223
Total non-current assets		2,225,791	2,269,078
Total assets		2,579,934	2,545,636
Current liabilities			
Trade and other payables		91,455	81,999
Borrowings	9	14,472	10,738
Provisions	10	67,953	47,841
Total current liabilities		173,880	140,578
Non-current liabilities			
Borrowings	9	476,517	428,359
Deferred tax liabilities		1,337	2,974
Provisions	10	264,283	248,345
Total non-current liabilities		742,137	679,678
Total liabilities		916,017	820,256
Net assets		1,663,917	1,725,380
Equity			
Contributed equity	5	97,535	96,692
Reserves		35,622	42,553
Retained profits		1,530,760	1,586,135
Total equity		1,663,917	1,725,380

The above Statement of Financial Position should be read in conjunction with the accompanying notes.

New Hope Group
Statement of Changes in Equity
for the half-year ended 31 January 2021

	Notes	Contributed Equity \$000	Reserves \$000	Retained Earnings \$000	Total \$000
Balance as at 1 August 2020		96,692	42,553	1,586,135	1,725,380
Loss for the half-year		-	-	(55,375)	(55,375)
Other comprehensive loss		-	(6,479)	-	(6,479)
Total comprehensive (loss)/income		-	(6,479)	(55,375)	(61,854)
Transactions with owners in their capacity as owners					
Dividends paid	4	-	-	-	-
Transfer from share-based payment reserve		843	(843)	-	-
Net movement in share-based payments reserve		-	391	-	391
		843	(452)	-	391
Balance as at 31 January 2021		97,535	35,622	1,530,760	1,663,917
Balance as at 1 August 2019					
		96,315	(2,977)	1,867,674	1,961,012
Profit for the half-year		-	-	69,784	69,784
Other comprehensive loss		-	(3,620)	-	(3,620)
Total comprehensive (loss)/income		-	(3,620)	69,784	66,164
Transactions with owners in their capacity as owners					
Dividends paid	4	-	-	(74,854)	(74,854)
Transfer from share-based payment reserve		377	(377)	-	-
Net movement in share-based payments reserve		-	344	-	344
		377	(33)	(74,854)	(74,510)
Balance as at 31 January 2020		96,692	(6,630)	1,862,604	1,952,666

The above Statements of Changes in Equity should be read in conjunction with the accompanying notes.

New Hope Group
Cash Flow Statement
for the half-year ended 31 January 2021

	Notes	31 January 2021 \$000	31 January 2020 \$000
Cash flows from operating activities			
Receipts from customers		415,424	653,465
Payments to suppliers and employees		(345,240)	(486,873)
		70,184	166,592
Net interest paid		(7,750)	(10,115)
Income taxes paid		(60)	(33,882)
Net cash inflows from operating activities		62,374	122,595
Cash flows from investing activities			
Payments for property, plant and equipment		(26,508)	(38,580)
Payments for intangibles		-	(152)
Payment for exploration and evaluation activities		(3,226)	(7,742)
Payment for security and bond guarantees		(2,597)	(65)
Proceeds from sale of property, plant and equipment		1,769	436
Dividends received		2	1
Net cash outflows from investing activities		(30,560)	(46,102)
Cash flows from financing activities			
Proceeds from borrowings	9	20,000	115,000
Repayment of borrowings	9	-	(110,000)
Repayment of lease liabilities	9	(6,569)	(6,395)
Dividends paid	4	-	(74,854)
Net cash inflows/(outflows) from financing activities		13,431	(76,249)
Net increase in cash and cash equivalents		45,245	244
Cash and cash equivalents at the beginning of the half-year		70,377	58,827
Effects of exchange rate changes on cash and cash equivalents		(806)	1,912
Cash and cash equivalents at the end of the half-year		114,816	60,983

The above Cash Flow Statement should be read in conjunction with the accompanying notes.

BASIS OF PREPARATION OF HALF-YEAR REPORT

This General Purpose Interim Financial Report for the half-year reporting period ended 31 January 2021 has been prepared in accordance with Accounting Standard AASB 134 *Interim Financial Reporting* and the Corporations Act 2001.

This Interim Financial Report does not include all the notes of the type normally included in an Annual Financial Report. Accordingly, this report is to be read in conjunction with the Group's 2020 Annual Report for the year ended 31 July 2020 and any public announcements made by New Hope Corporation Limited during the interim reporting period in accordance with the continuous disclosure requirements of the Corporations Act 2001.

The accounting policies adopted are consistent with those of the previous financial year and corresponding interim reporting period. Refer to the Group's 2020 Annual Report for details of these accounting policies.

The Directors have presented the Interim Financial Report on a going concern basis and have a reasonable expectation that the Group will be able to pay its debts as and when they fall due for at least the next 12 months.

As a result of the COVID-19 pandemic there has been uncertainty in the global and Australian economy. The coal market was initially impacted by this uncertainty with a reduction in realised prices. Towards the end of the reporting period, demand for thermal coal increased which has led to increased realised prices. With mining designated as an essential service, austerity measures in place and a strong production profile the Group is confident of ensuring the long-term future of its operations.

In assessing the going concern position of the Group, the Directors have considered projected cash flow information for the 12 months from the date of approval of this Interim Financial Report under multiple scenarios, taking into account projected lower pricing forecasts and the Group's current liquidity including cash balances of \$114,816,000 (31 July 2020: \$70,377,000) and available debt facilities of \$100,000,000 (31 July 2020: \$150,000,000). Based on a reasonable downside case for pricing, foreign exchange including confirmed hedging and broader operating and capital budgets, the Group is expected to operate within available cash levels and facility levels.

1. FINANCIAL REPORTING SEGMENTS

A. DESCRIPTION OF SEGMENTS

Operating segments have been determined based on reports reviewed by key management personnel (KMP) which are used to make strategic decisions. KMP has been identified as the Board, the Chief Executive Officer (CEO) and the Chief Financial Officer (CFO). The reportable segments reflect how performance is measured, and decisions regarding allocations of resources are made by KMP.

The Group has three reportable segments, namely Coal mining in Queensland (including mining related production, processing, transportation, port operations, marketing and coal exploration), Coal mining in New South Wales (including mining related production, processing, transportation and marketing) and Other (including coal exploration, oil and gas related exploration, development, production and processing, pastoral operations and administration). Treasury and income tax expense have not been allocated to an operating segment and are reconciliation items.

Other immaterial coal mining and related operations that do not meet the quantitative thresholds requiring separate disclosure in AASB 8 *Operating Segments* have been combined within the Other segment. Segment information is presented on the same basis as that used for internal reporting purposes.

The Group disaggregates revenue based on the geographical region to which goods and services are provided to customers. Outlined in Note 1(c) is the disaggregation of the Group's revenue from contracts with customers.

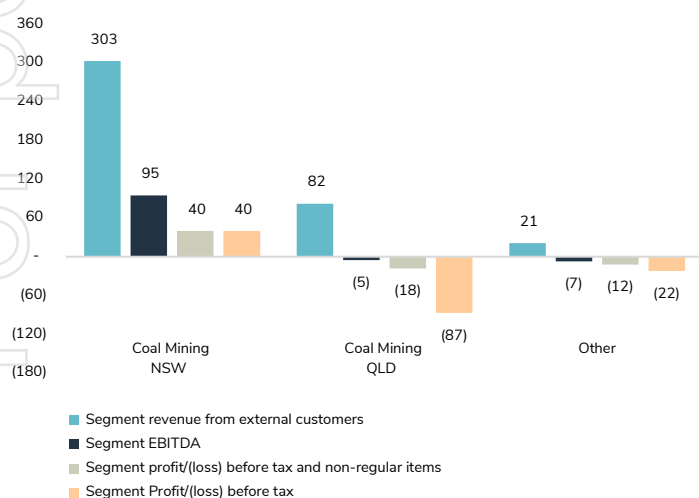
New Hope Group
Notes to the Financial Statements
for the half-year ended 31 January 2021

1. FINANCIAL REPORTING SEGMENTS (CONTINUED)

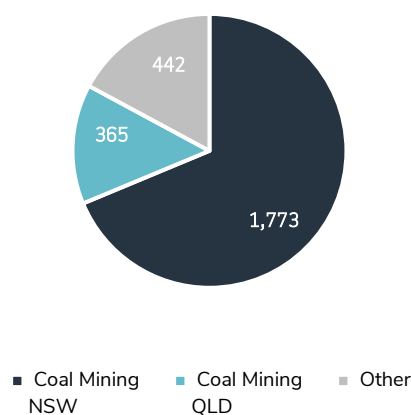
B. SEGMENT INFORMATION

Half-year ended 31 January 2021	Notes	Coal Mining NSW \$000	Coal Mining QLD \$000	Other \$000	Total \$000
Total segment revenue		302,601	82,309	27,172	412,082
Intersegment revenue				(6,607)	(6,607)
Revenue from external customers		302,601	82,309	20,565	405,475
Interest revenue					52
Total revenue from external customers					405,527
Group EBITDA					81,208
Segment EBITDA		95,050	(4,732)	(6,723)	83,595
Depreciation and amortisation	2	(54,809)	(11,490)	(4,657)	(70,956)
Interest expense		(561)	(1,585)	(519)	(2,665)
Segment profit/(loss) before tax and non-regular items		39,680	(17,807)	(11,899)	9,974
Non-regular items before tax ¹		-	(69,130)	(9,956)	(79,086)
Profit/(loss) before tax		39,680	(86,937)	(21,855)	(69,112)
Treasury loss before income tax and non-regular items					(9,114)
Non-regular Treasury items before tax					(1,110)
Treasury loss before income tax					(10,224)
(Loss) before tax (after non-regular items)					(79,336)
Income tax benefit	3				23,961
(Loss) after tax and non-regular items					(55,375)
Reportable segment assets		1,773,318	364,995	441,621	2,579,934
Total segment assets includes:					
Additions of non-current capital assets		63,505	1,797	3,505	68,807

2021 Segment performance (\$ million)



2021 Segment assets (\$ million)



¹ Non-regular items for the half-year ended 31 January 2021 relate to coal mining asset and coal exploration asset impairments, onerous contracts, New Acland ramp down costs, Group redundancy costs, liquidation related expenses and debt waiver consent fees.

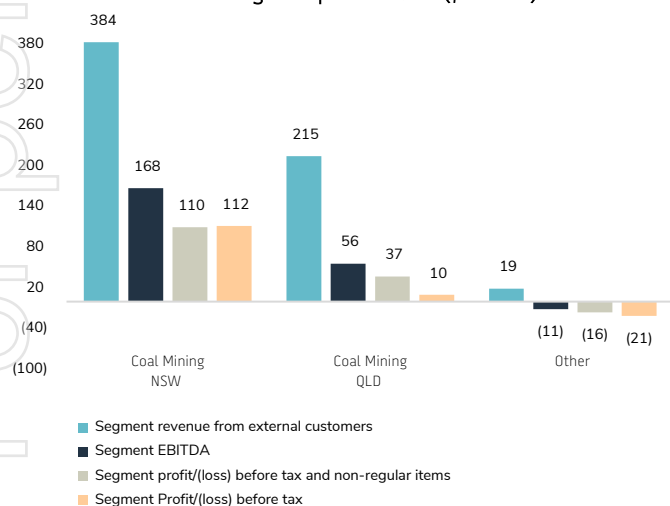
New Hope Group
Notes to the Financial Statements
for the half-year ended 31 January 2021

1. FINANCIAL REPORTING SEGMENTS (CONTINUED)

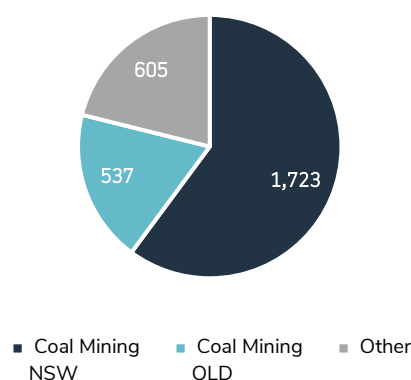
B. SEGMENT INFORMATION (CONTINUED)

Half-year ended 31 January 2020	Notes	Coal Mining NSW \$000	Coal Mining QLD \$000	Other \$000	Total \$000
Total segment revenue		384,074	215,155	34,309	633,538
Intersegment revenue		-	-	(15,741)	(15,741)
Revenue from external customers		384,074	215,155	18,568	617,797
Interest revenue					406
Total revenue from external customers					618,203
Group EBITDA					212,641
Segment EBITDA		167,658	55,596	(11,106)	212,148
Depreciation and amortisation	2	(57,238)	(16,324)	(5,237)	(78,799)
Interest expense		(114)	(1,949)	(36)	(2,099)
Segment profit/(loss) before tax and non-regular items		110,306	37,323	(16,379)	131,250
Non-regular items before tax ¹		1,937	(27,075)	(4,980)	(30,118)
Profit/(loss) before tax		112,243	10,248	(21,359)	101,132
Treasury loss before income tax					(7,772)
Profit before tax (after non-regular items)					93,360
Income tax expense	3				(23,576)
Profit after tax and non-regular items					69,784
Reportable segment assets		1,722,533	536,604	605,279	2,864,416
Total segment assets includes:					
Recognition of operating lease assets on adoption of AASB 16		7,389	59,345	1,830	68,564
Additions of non-current assets		21,591	6,898	19,946	48,435

2020 Segment performance (\$ million)



2020 Segment assets (\$ million)



¹ Non-regular items for the half-year ended 31 January 2020 relate to Jeebropilly rehabilitation provision movements, Group redundancy costs, recovery of rail costs, oil exploration asset impairments and liquidation related expenses.

1. FINANCIAL REPORTING SEGMENTS (CONTINUED)

C. OTHER SEGMENT INFORMATION

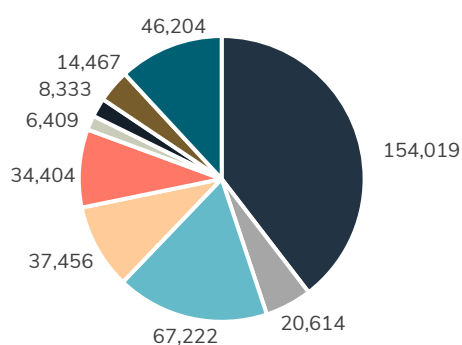
(i) SEGMENT REVENUE BY GEOGRAPHICAL REGION

	Coal Mining NSW \$000	Coal Mining QLD \$000	Other \$000	Total \$000
Half-year ended 31 January 2021				
Total segment revenue by geographical location				
Japan	111,212	42,807	-	154,019
Taiwan	67,222	-	-	67,222
Chile	16,950	20,506	-	37,456
Korea	34,404	-	-	34,404
China	20,614	-	-	20,614
Vietnam	-	6,409	-	6,409
India	-	8,333	-	8,333
Other ¹	14,467	-	-	14,467
Australia	30,734	6,297	9,173	46,204
Revenue from customer contracts	295,603	84,352	9,173	389,128
Other revenue ²				16,399
Total revenue				405,527

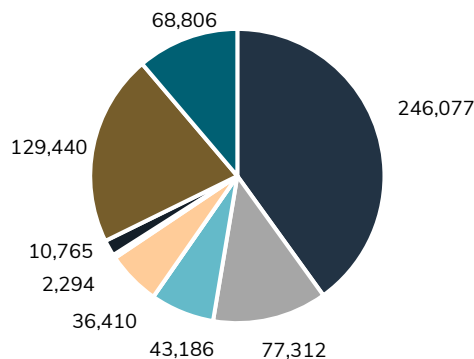
Half-year ended 31 January 2020

Total segment revenue by geographical location				
Japan	126,839	119,238	-	246,077
Taiwan	26,081	17,105	-	43,186
Chile	-	-	-	-
Korea	30,112	6,298	-	36,410
China	28,839	48,473	-	77,312
Vietnam	2,294	-	-	2,294
India	-	10,765	-	10,765
Other ¹	129,440	-	-	129,440
Australia	41,023	11,567	16,216	68,806
Revenue from customer contracts	384,628	213,446	16,216	614,290
Other revenue				3,913
Total revenue				618,203

2021 Segment revenue
\$000



2020 Segment revenue
\$000



■ Japan ■ China ■ Taiwan ■ Chile ■ Korea
■ Vietnam ■ India ■ Other ■ Australia

¹ Other revenue from customers contracts relates to third party customer contracts with undisclosed geographical information.

² Included within other revenue for the half-year ended 31 January 2021 is an amount relating to COVID-19 government relief in the form of JobKeeper

New Hope Group
Notes to the Financial Statements
for the half-year ended 31 January 2021

2. EXPENSES

	Notes	31 January 2021 \$000	31 January 2020 \$000
Loss before income tax included the following specific expenses:			
Depreciation			
Buildings		(1,001)	(1,073)
Plant and equipment		(29,860)	(29,055)
Total depreciation expense		(30,861)	(30,128)
Amortisation			
Mining reserves and leases		(26,971)	(32,954)
Mining and port development		(2,745)	(2,626)
Oil producing assets		(2,873)	(3,955)
Right-of-use assets		(5,445)	(7,078)
Software		(284)	(281)
Mining information		(1,497)	(1,497)
Water rights		(280)	(280)
Total amortisation expense		(40,095)	(48,671)
Impairment of assets			
Impairment of QLD coal mining assets	7	(40,259)	-
Impairment of QLD coal exploration projects	8	(1,618)	-
Impairment of building assets	7	(925)	-
Impairment of oil exploration assets		-	(3,006)
Total impairment charge		(42,802)	(3,006)
Employee benefits expensed		(74,538)	(84,486)
Redundancy expenses		(10,136)	(5,937)
Total employee related expense		(84,674)	(90,423)
Onerous contract expense ¹		(37,276)	-

¹Onerous contract expense is included in Marketing and Transportation expenses. Refer to Note 10.

3. INCOME TAXES

	31 January 2021 \$000	31 January 2020 \$000
Reconciliation of income tax (benefit)/expense to prima facie tax (receivable)/payable		
(Loss)/profit before income tax	(79,336)	93,360
Income tax calculated at 30% (2020: 30%)	(23,801)	28,008
Tax effect of amounts which are (taxable)/not deductible in calculating		
Sundry items	(119)	387
	(23,920)	28,395
Over provided in prior year	(41)	(4,819)
Income tax (benefit)/expense	(23,961)	23,576

The Group has recognised its income tax benefit as a current tax asset for the half-year ended 31 January 2021 in anticipation of generating taxable profits by the end of the 2021 financial year. It is expected the Group will use this benefit to offset its tax liability for the second half of the financial year.

4. DIVIDENDS

	31 January 2021 \$000	31 January 2020 \$000
Dividends paid during the half-year:		
Ordinary dividend paid		
100% franked at a tax rate of 30% (2020: 100% franked)	-	74,854

PROPOSED DIVIDEND

Subsequent to 31 January 2021, Directors have declared an interim dividend of 4.0 cents per fully paid ordinary share (2020: 6.0 cents), fully franked on tax paid at 30%. The aggregate of the dividend expected to be paid on 4 May 2021 out of retained profits at 31 January 2021, but not recognised as a liability at the end of the half-year, is \$33,294,000 (2020: \$49,902,000).

New Hope Group
Notes to the Financial Statements
for the half-year ended 31 January 2021

5. CONTRIBUTED EQUITY

	31 January 2021 No. of shares	31 January 2021 \$000	31 July 2020 No. of shares	31 July 2020 \$000
A. SHARE CAPITAL				
Issued and paid up capital	832,357,082	97,535	831,708,318	96,692
B. MOVEMENTS IN SHARE CAPITAL				
Vesting of performance rights	648,764	-	441,715	-
Transfer from share-based payment reserve to equity	-	843	-	377

6. FINANCIAL RISK MANAGEMENT

A. FAIR VALUE MEASUREMENTS

ACCOUNTING POLICY

The fair value of financial assets and financial liabilities must be estimated for recognition and measurement for disclosure purposes.

The fair value of financial instruments that are not traded in an active market (for example, over-the-counter derivatives) is determined using valuation techniques. The Group uses a variety of methods and makes assumptions that are based on market conditions existing at each balance date. The fair value of forward exchange contracts is determined using forward exchange market rates at balance date.

The carrying value less the estimated credit adjustments of trade receivables and payables is assumed to approximate their fair values due to their short-term nature.

The fair value of financial assets and financial liabilities must be estimated for recognition and measurement or for disclosure purposes.

AASB 13 *Fair Value Measurement* requires disclosure of fair value measurements by level of the following fair value measurement hierarchy:

- Quoted prices (unadjusted) in active markets for identical assets or liabilities (level 1);
- Inputs other than quoted prices included within level 1 that are observable for the asset or liability, either directly (as prices) or indirectly (derived from prices) (level 2); and
- Inputs for the asset or liability that are not based on observable market data (unobservable inputs) (level 3).

The following table presents the Group's assets measured and recognised at fair value:

	Level 1 \$000	Level 2 \$000	Total \$000
31 January 2021			
Assets			
Trade receivables - provisionally priced	-	6,022	6,022
Derivative financial instruments	-	45,505	45,505
Equity investments	193	-	193
	193	51,527	51,720
31 July 2020			
Assets			
Trade receivables - provisionally priced	-	-	-
Derivative financial instruments	-	54,764	54,764
Equity investments	193	-	193
	193	54,764	54,957

The Group has no liabilities which are measured and recognised at fair value as at 31 January 2021 (31 July 2020: none)

The fair value of financial instruments traded in active markets (such as equity investments) is based on quoted market prices at the reporting date. The quoted market price used for financial assets held by New Hope Corporation Limited is the last sale price.

The fair value of forward exchange contracts is determined using forward exchange market rates at the reporting date. The fair value of trade receivables on provisionally priced sales is determined with reference to market pricing and contractual terms at the reporting date.

New Hope Group
Notes to the Financial Statements
for the half-year ended 31 January 2021

7. PROPERTY, PLANT AND EQUIPMENT

A summary of the Group's Property, Plant and Equipment assets is detailed below. During the half-year ended 31 January 2021 the Group impaired certain plant and equipment assets, refer Note 7(A) and Note 7(B).

Notes	Land and Buildings Mining \$000	Land and Buildings Non-mining \$000	Plant and Equipment \$000	Mining Reserves and Leases \$000	Mine and Port Development \$000	Oil Producing Assets \$000	Plant under construction \$000	Right-of-use Assets \$000	Total \$000
As at 31 January 2021									
Cost	215,033	12,536	1,137,640	1,225,621	202,904	204,293	63,453	136,758	3,198,238
Less accumulated depreciation/amortisation	(6,959)	(2,725)	(548,029)	(208,366)	(89,008)	(42,948)	-	(25,193)	(923,228)
Less accumulated impairment charge	(9,053)	(3,792)	(43,867)	-	(1,385)	(115,012)	(52,585)	-	(225,694)
Net book value	199,021	6,019	545,744	1,017,255	112,511	46,333	10,868	111,565	2,049,316
As at 31 July 2020									
Cost	215,571	12,536	1,088,852	1,225,621	199,909	200,916	77,691	102,150	3,123,246
Less accumulated depreciation/amortisation	(6,095)	(2,603)	(516,844)	(181,395)	(86,263)	(40,075)	-	(21,002)	(854,277)
Less accumulated impairment charge	-	(2,867)	(13,676)	-	-	(115,014)	(52,585)	-	(184,142)
Net book value	209,476	7,066	558,332	1,044,226	113,646	45,827	25,106	81,148	2,084,827

A. IMPAIRMENT OF QLD COAL MINING OPERATIONS

The Group has undertaken a detailed assessment of the recoverable amount of its QLD Coal Mining operations at 31 January 2021. The recoverable amount was determined to be below its carrying amount and an impairment charge of \$40,259,000 (31 July 2020: \$110,738,000) was recognised in the Statement of Comprehensive Income, of which \$39,244,000 (31 July 2020: \$65,449,000) related to its Property, Plant and Equipment assets. The impairment assessment is detailed below. The residual charge of \$1,015,000 (31 July 2020: \$45,334,000) related to Exploration and Evaluation assets. Refer to Note 8 for the detail of the Exploration and Evaluation assets impairment assessment.

The QLD Coal Mining Operations CGU is predominantly comprised of the New Acland Mine. The Group carefully considered the potential impact that recent developments in the complex legal and regulatory environment may have and the possibility of resultant impacts on future cash flows and the recoverable amount for the CGU.

A summary of key events pertaining to New Acland Stage 3 project (NAC03) approvals is detailed in the Group's 2020 Annual Report, refer to Note 13B(i). During the half-year ended 31 January 2021 and to the date of this Interim Financial Report the following key developments occurred:

- On the 3 February 2021, the High Court of Australia upheld the appeal by Oakey Coal Action Alliance (OCAA) against NAC03 in respect of the orders issued by the Queensland Court of Appeal given on 1 November 2019.
- The High Court ordered the matter to be re-heard in the Queensland Land Court. The date has been reserved for this Land Court hearing; 3 November 2021.

The Directors concluded an impairment indicator exists in relation to its QLD Coal Mining operations. The Directors have determined the recoverable amount for the CGU based on a FVLCD calculation. This calculation uses discounted cashflow projections, adjusted with probability weightings specific to individual scenarios to derive a weighted average recoverable amount. Several scenarios have been assessed, considering a combination of different assumptions. These key assumptions are detailed below:

Assumption	Description
Extensions of approval timelines and coal tonnages	The extension of approval timelines has a direct impact on assumptions relating to the volume of coal tonnages to be produced and sold. The assessments have been considered based on project approvals being granted in August 2021 in the earliest instance, or at the latest with operations recommencing on 1 February 2023. An assessment was also considered based on the project approval not being granted and the Company not pursuing approval again. The assumptions of the impairment assessment reflect that once approvals are granted NAC03 operates for the full life of mine with varying tonnage scenarios considered to optimise the return from the assets.
Coal price	Short-term coal prices have improved since October 2020 while long-term indications of pricing have remained largely consistent and in line with pricing reflected at 31 July 2020. The coal price range for assessments at 31 January 2021 is US\$53.66 – US\$127.30 (31 July 2020: US\$47.80 – US\$133.50) per tonne (nominal basis).
Foreign exchange	The assumed AUD:USD foreign exchange rate modelled is 0.74 - 0.75 (31 July 2020: 0.68 - 0.73).
Discount rates	The future cash flows have been discounted using a post tax discount rate of 10.5% (31 July 2020: 10.5%).

7. PROPERTY, PLANT AND EQUIPMENT

A. IMPAIRMENT OF QLD COAL MINING OPERATIONS (CONTINUED)

In undertaking its impairment assessment, the Group has considered the potential impact of climate change risk on the future cash flows contained within the FVLCD calculation. These risks include the potential impact on future coal prices of changes in market supply and demand dynamics over the life of NAC03, and the potential for cost volatility associated with factors such as climate change related regulatory changes and, or, market participation by suppliers of services to the Group.

These types of risks are taken into account in a variety of ways which include the use of forecast commodity prices and industry risk measures as an input into the calculation of the discount rate applied against future cash flows. Given the near to medium term timing and expected life of the project, the Group does not consider there to be significant risk of climate change materially impacting project outcomes if current approvals are received.

Having due regard to all relevant information, the Group has concluded that in aggregate these matters result in the recoverable amount for the CGU being below its carrying value.

The recoverable amount and impairment charge calculated is outlined below:

		31 January 2021 Recoverable amount \$000	31 January 2021 Impairment charge ¹ \$000	31 July 2020 Recoverable amount \$000	31 July 2020 Impairment charge ¹ \$000
	Notes				
Property, plant and equipment					
Land and buildings – mining		20,189	9,053	29,592	-
Plant and equipment		27,645	30,191	62,208	12,864
Mining reserves, leases and development assets		482	-	866	-
Plant under construction		240	-	516	52,585
Intangibles					
Software		529	-	688	-
Exploration and evaluation					
Exploration and evaluation at cost	8	-	1,015	-	45,334
Total		49,085	40,259	93,870	110,783

¹The impairment charge was recognised in the Group's Coal Mining QLD segment.

In assessing the recoverable amount for the CGU the Directors have used reasonable assumptions and judgements of future uncertainties in key pricing, discounts and foreign exchange assumptions and probabilities of scenarios. Any changes in probabilities or other assumptions could result in additional impairment of the remaining carrying value of the CGU at risk of \$49,085,000 (31 July 2020: \$93,870,000).

Additional considerations

The QLD Coal Mining Operations CGU has take or pay agreements for rail, port and water supply. The rail agreement is generally aligned to the recovery of Stage 2 coal, while the port and water agreements are longer term. Refer to Note 10 regarding provisions for onerous contracts.

The QLD Coal Mining Operations CGU is a customer of the Port Operations CGU of the Group. As such in the event that there are circumstances which impact QLD Coal Mining Operations CGU, this may be relevant to the recoverable value of the Port Operations CGU and will be a factor in any future impairment considerations. During the half-year ended 31 January 2021 no indicators of impairment were noted with regard to the Port Operations CGU. The carrying value of the Port Operations CGU assets is \$151,125,000 (31 July 2020: \$155,311,000).

B. IMPAIRMENT OF BUILDING ASSETS

During the half year ended 31 January 2021 the Company identified the recoverable amount for certain building assets was lower than their book value. An impairment charge of \$925,000 was recognised in the Statement of Comprehensive Income to reduce the book value of this asset to its recoverable amount. The carrying value of the building asset following impairment is \$3,150,000.

8. EXPLORATION AND EVALUATION

	Notes	Total \$000
As at 31 January 2021		
Cost		336,481
Less accumulated impairment charge		(239,052)
Net book value		97,429
As at 31 July 2020		
Cost		332,027
Less accumulated impairment charge		(237,804)
Net book value		94,223

A. IMPAIRMENT OF COAL EXPLORATION AND EVALUATION ASSETS

The Company determined that an indicator of impairment existed as at balance date in respect of the North Surat Coal Exploration projects. The indicator arose as a result of the market conditions for coal exploration assets.

The recoverable amount of the CGUs has been determined based on a FVLCD calculation underpinned by a resource multiple. A resource multiple is considered the appropriate valuation methodology for an exploration asset of this type as it represents the price paid for the resources in market transactions for exploration tenures. In the current market conditions, the Group determined that a resource multiple of \$0.03 (31 July 2020: \$0.03) be ascribed to the JORC resources. The Company concluded the recoverable amount for the CGU was below its carrying value.

As a result of this impairment assessment an impairment charge of \$1,618,000 (31 July 2020: \$157,197,000, (excluding goodwill of \$nil (31 July 2020: \$12,271,000))), was recognised in the Statement of Comprehensive Income, of which \$1,385,000 (31 July 2020: nil) related to Mine Development assets included in Property, Plant and Equipment. Refer to Note 7 for the Property, Plant and Equipment assets impairment assessment.

The recoverable amount and impairment charge calculated is outlined below:

	Notes	31 January 2021 Recoverable amount \$000	31 January 2021 Impairment charge ¹ \$000	31 July 2020 Recoverable amount \$000	31 July 2020 Impairment charge ¹ \$000
North Surat coal project					
Exploration and evaluation		25,350	233	25,122	147,816
Property, plant and equipment		8,580	1,385	9,823	-
Yamala coal					
Exploration and evaluation		4,955	-	4,924	9,381
Goodwill		-	-	-	12,271
Total		38,885	1,618	39,869	169,468

¹The impairment charge was recognised in the Group's Other segment.

Changes in any assumptions could result in additional impairment, with a residual carrying value at risk of \$38,885,000 (31 July 2020: \$39,869,000).

New Hope Group
Notes to the Financial Statements
for the half-year ended 31 January 2021

9. BORROWINGS

	31 January 2021 \$000	31 July 2020 \$000
Current liabilities		
Secured loans ^{1 2}	1,189	928
Lease liabilities	13,283	9,810
	14,472	10,738
Non-current liabilities		
Secured loans ^{1 2}	376,063	355,024
Lease liabilities	100,454	73,335
	476,517	428,359
	490,989	439,097

¹ Net of transaction costs capitalised, \$3,938,000 (31 July 2020: \$4,976,000).

² As at 31 January 2021 the Group has drawn down \$380,000,000 (31 July 2020: \$360,000,000) under this facility. Additional funds available for draw down at this date are \$100,000,000 (31 July 2020: \$150,000,000).

A. CHANGES IN LIABILITIES ARISING FROM FINANCING ACTIVITIES

	31 July 2020 \$000	Cashflows \$000	Non cash amortisation and additions \$000	31 January 2021 \$000
Secured Loans	355,952	20,000	1,300	377,252
Lease liabilities	83,145	(6,569)	37,161	113,737
	439,097	13,431	38,461	490,989

	31 July 2019 \$000	Cashflows \$000	Non cash amortisation and additions \$000	31 January 2020 \$000
Secured Loans	352,948	5,000	1,038	358,986
Lease liabilities	7,790	(6,395)	68,429	69,824
	360,738	(1,395)	69,467	428,810

B. CONTINGENT LIABILITIES

Details and estimates of maximum amounts of contingent liabilities for which no provisions are included in the accounts, are as follows:

	31 January 2021 \$000	31 July 2020 \$000
The bankers of the consolidated entity have issued undertakings and guarantees to the Department of Natural Resources and Mines, Statutory Power Authorities and various other entities.	17,641	15,820
The Company's share of security provided by the bankers of the Bengalla Joint Venture in respect of bank guarantees provided to rail and port suppliers. ¹	-	13,669
The parent entity has given unsecured guarantees in respect of:		
(i) Mining restoration and rehabilitation	159,691	231,594
(ii) Statutory body suppliers, financiers and various other entities	17,641	29,489
No liability was recognised by the consolidated entity in relation to these guarantees as no losses are foreseen on these contingent liabilities.		

¹ During the period to 31 January 2021 the participants have assumed responsibility for providing guarantees directly to rail and port suppliers.

9. BORROWINGS (CONTINUED)

C. LINES OF CREDIT

Unrestricted access was available at balance date to the following lines of credit:

	31 January 2021 \$000	31 July 2020 \$000
Guarantee facility - available	300,000	300,000
Guarantee facility - utilised	177,332	247,414
Guarantee facility - unused	122,668	52,586

10. PROVISIONS

	Employee benefits \$000	Restoration/ rehabilitation \$000	Other \$000	Total \$000
31 January 2021				
Current	33,089	5,078	29,786	67,953
Non-current	6,826	257,457	-	264,283
	39,915	262,535	29,786	332,236
31 July 2020				
Current	40,148	7,693	-	47,841
Non-current	6,982	241,363	-	248,345
	47,130	249,056	-	296,186

A. OTHER PROVISIONS

During the half-year ended 31 January 2021, the Group recognised a provision for an onerous take or pay rail contract as a result of the ramp down of its QLD Mining operations. This contract ends in December 2021.

11. SUBSEQUENT EVENTS

NEW ACLAND STAGE 3

On the 3 February 2021, the High Court of Australia upheld the appeal by OCAA against NAC in respect of the orders issued by the Queensland Court of Appeal given on 1 November 2019.

The High Court ordered the matter to be re-heard in the Queensland Land Court. The date has been reserved for this Land Court hearing; 3 November 2021.

Refer to Note 7.

New Hope Group Directors' Declaration

In the Directors' opinion:

- (a) the financial statements and notes set out on pages 8 to 22 are in accordance with the *Corporations Act 2001* , including:
 - (i) complying with Accounting Standards, the *Corporations Regulations 2001* and other mandatory professional reporting requirements;
 - (ii) giving a true and fair view of the consolidated entity's financial position as at 31 January 2021 and of its performance for the half-year ended on that date; and
- (b) there are reasonable grounds to believe that the Company will be able to pay its debts as and when they become due and payable.

This declaration is made in accordance with a resolution of the Directors.

R.D. Millner
Director

Sydney
22 March 2021

Independent Auditor's Review Report to the Members of New Hope Corporation Limited

Report on the Half-Year Financial Report

Conclusion

We have reviewed the half-year financial report of New Hope Corporation Limited (the "Company") and its subsidiaries (the "Group"), which comprises the statement of financial position as at 31 January 2021, the statement of comprehensive income, the cash flow statement and the statement of changes in equity for the half-year ended on that date, notes comprising a summary of significant accounting policies and other explanatory information, and the directors declaration as set out on pages 8-23.

Based on our review, which is not an audit, we have not become aware of any matter that makes us believe that the half-year financial report of the Group is not in accordance with the *Corporations Act 2001*, including:

- (a) giving a true and fair view of the Group's financial position as at 31 January 2021 and of its performance for the half-year ended on that date; and
- (b) complying with Accounting Standard AASB 134 *Interim Financial Reporting* and the *Corporations Regulations 2001*.

Basis for Conclusion

We conducted our review in accordance with ASRE 2410 *Review of a Financial Report Performed by the Independent Auditor of the Entity*. Our responsibilities are further described in the *Auditor's Responsibilities for the Review of the Half-year Financial Report* section of our report. We are independent of the Group in accordance with the ethical requirements of the Accounting Professional and Ethical Standards Board's APES 110 *Code of Ethics for Professional Accountants (including Independence Standards)* (the Code) that are relevant to our audit of the annual financial report in Australia. We have also fulfilled our other ethical responsibilities in accordance with the Code.

We confirm that the independence declaration required by the *Corporations Act 2001*, which has been given to the directors of the Group, would be in the same terms if given to the directors as at the time of this auditor's review report.

Directors' Responsibilities for the Half-year Financial Report

The directors of the Group are responsible for the preparation of the half-year financial report that gives a true and fair view in accordance with Australian Accounting Standards and the *Corporations Act 2001* and for such internal control as the directors determine is necessary to enable the preparation of the half-year financial report that gives a true and fair view and is free from material misstatement, whether due to fraud or error.

Auditor's Responsibilities for the Review of the Half-year Financial Report

Our responsibility is to express a conclusion on the half-year financial report based on our review. ASRE 2410 requires us to conclude whether we have become aware of any matter that makes us believe that the half-year financial report is not in accordance with the *Corporations Act 2001* including giving a true and fair view of the Group's financial position as at 31 January 2021 and its performance for the half-year ended on that date, and complying with Accounting Standard AASB 134 *Interim Financial Reporting* and the *Corporations Regulations 2001*.

A review of a half-year financial report consists of making enquiries, primarily of persons responsible for financial and accounting matters, and applying analytical and other review procedures. A review is substantially less in scope than an audit conducted in accordance with Australian Auditing Standards and consequently does not enable us to obtain assurance that we would become aware of all significant matters that might be identified in an audit. Accordingly, we do not express an audit opinion.



DELOITTE TOUCHE TOHMATSU



S Tarling

Partner

Chartered Accountants

Brisbane, 22 March 2021