



# Mako Gold

For personal use only



ABN 84 606 241 829

INTERIM FINANCIAL REPORT

FOR THE HALF-YEAR ENDED 31 DECEMBER 2020

## **MAKO GOLD LIMITED**

### *Corporate Information*

#### **DIRECTORS**

Michele Muscillo (Non-Executive Chairman)  
Peter Ledwidge (Managing Director)  
Steven Zaninovich (Non-Executive Director)

#### **COMPANY SECRETARY**

Paul Marshall

#### **AUSTRALIAN BUSINESS NUMBER**

ABN 84 606 241 829

#### **REGISTERED OFFICE**

HopgoodGanim  
Level 8, Waterfront Place  
1 Eagle St  
Brisbane Qld 4000  
Telephone: +617 3024 0000

#### **PRINCIPAL ADMINISTRATIVE OFFICE**

Suite 2, Level 17  
300 Adelaide St  
Brisbane, QLD 4000  
Telephone: 617 3076 0727  
Email: [admin@makogold.com.au](mailto:admin@makogold.com.au)  
Web: [www.makogold.com.au](http://www.makogold.com.au)

#### **AUDITOR**

BDO Audit Pty Ltd  
Level 10,  
12 Creek St  
Brisbane QLD 4000

#### **SOLICITORS**

HopgoodGanim  
Level 8  
Waterfront Place  
1 Eagle St  
Brisbane Qld 4000

#### **ASX SECURITIES**

MKG – Fully paid ordinary shares  
MKGO – Listed \$0.30 16/4/21 options

## MAKO GOLD LIMITED DIRECTORS' REPORT

Your directors present their report on the consolidated entity consisting of Mako Gold Limited ('Mako' or 'the Company') and the entities it controlled at the end of, or during, the half-year ended 31 December 2020.

### Directors

The directors of the company in office during the half-year and until the date of this report are:  
Michele Muscillo (Non-Executive Chairman from 2/10/20)  
Peter Ledwidge (Managing Director)  
Steven Zaninovich (Non-Executive Director – appointed 2/10/20)  
Mark Elliott (Non-Executive Chairman – resigned 2/10/20)

### Review and Results of Operations and Significant Changes in the State of Affairs

Mako Gold is an exploration company focussed on the discovery of large high-grade gold deposits in highly prospective and under-explored terrains in Côte d'Ivoire and Burkina Faso in West Africa.

The Company was established in June 2015 and acquired its first project interests in July 2016. The Company completed an IPO raising \$6,000,000 and listed on the ASX on 16 April 2018.

Work in the period 1 July to 31 December 2020 was focussed on exploration work on the flagship Napié Project in Côte d'Ivoire.

### NAPIÉ PROJECT COTE D'IVOIRE

Mako Gold's flagship 224km<sup>2</sup> Napié Project is located in north-central Côte d'Ivoire within the Daloa greenstone belt (**Figure 1**). Mako is earning up to a 75% interest in the Napié Project under a farm-in and joint venture agreement with Occidental Gold SARL, a subsidiary of West African gold miner Perseus Mining Limited (ASX/TSX:PRU). Mako currently holds a 51% interest in the permit and is operator of the project.

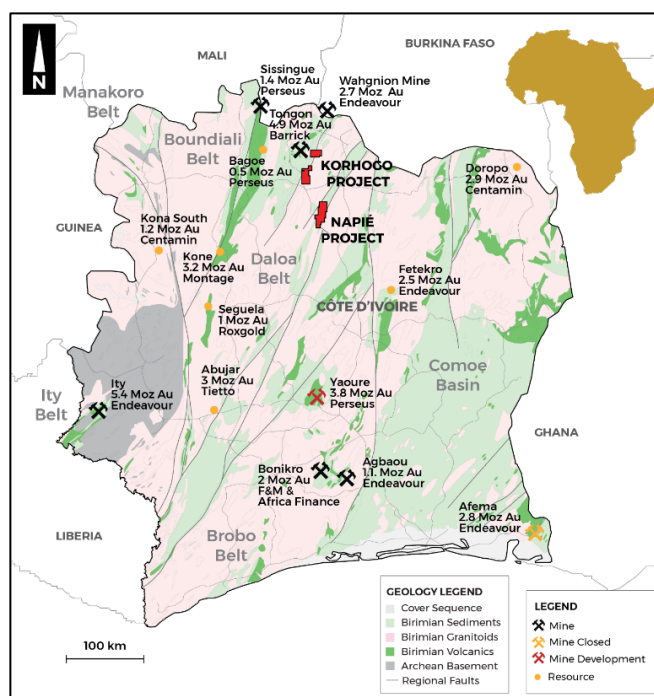


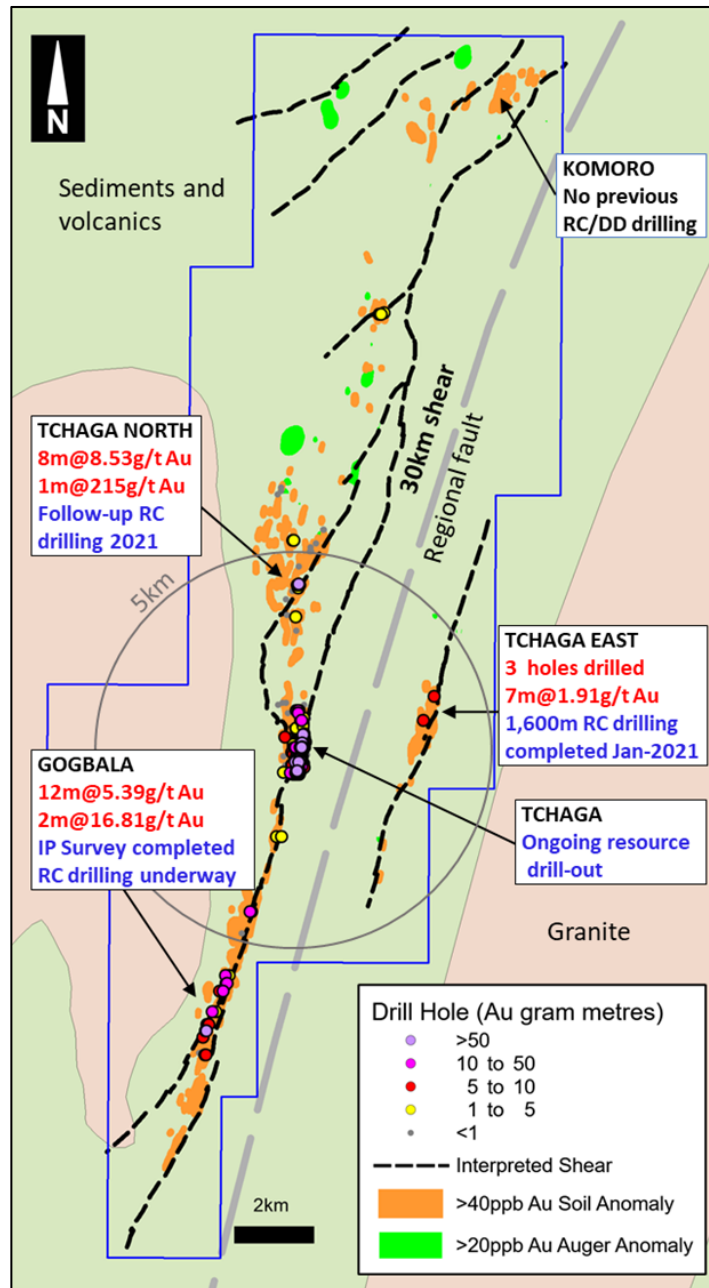
Figure 1: Napié and Korhogo projects location - Côte d'Ivoire

**MAKO GOLD LIMITED  
DIRECTORS' REPORT**

***Drilling on four prospects with priority on Tchaga maiden resource drill out***

The Company continued its Reverse Circulation (RC) and diamond drilling (DD) programs on the Tchaga Prospect and commenced and completed RC drilling programs on the Tchaga East, Tchaga North and Gogbala prospects during and subsequent to the reporting period. A total of 27,116m in 243 RC holes and 2,540m in 23 DD holes (includes 12 diamond tails) was completed.

The Tchaga and Gogbala prospects are associated with a 23km-long +40ppb gold soil anomaly coincident with a +30km long shear zone, thought to be a major control for gold mineralisation as shown on Figure 2. The Tchaga East Prospect is associated with an 8km long shear zone and coincident soil anomaly approximately 2km east of the main Tchaga Prospect.



**Figure 2: Napié Project - Prospects explored during and subsequent to reporting period**

For personal use only

MAKO GOLD LIMITED  
DIRECTORS' REPORT

***Tchaga Prospect - Wide and high-grade gold intersected on extension and infill drilling***

During the reporting period the Company announced further assay results from the ongoing, RC and DD program at the Tchaga Prospect on the Napié Project.

Drilling included 171 RC holes (excludes 12 RC pre-collars for DD) totalling 19,473m, and 23 DD holes (includes 12 diamond tails) totalling 2,540m on the Tchaga Prospect.

Significant drill intersections received during and subsequent to the reporting period from Tchaga are highlighted yellow in Figure 3 and include:

- **NARC216 (ended in mineralisation)**
  - **41m at 4.51g/t Au** from 17m; including
    - **3m at 8.16g/t Au** from 17m;
    - **6m at 9.4g/t Au** from 43m; and
    - **3m at 16.34g/t Au** from 53m
  - **15m at 1.32g/t Au** from 103m
- **NARC184**
  - **9m at 1.17g/t Au** from 13m; and
  - **5m at 2.16g/t Au** from 27m; and
  - **9m at 22.73g/t Au** from 36m; including
    - **2m at 92.95g/t Au** from 36m (including **1m at 143.6g/t Au**)
  - **Averages 32m at 7.1g/t Au** from 13m to 45m
- **NARC214**
  - **26m at 4.34g/t Au** from **surface**; including
    - **2m at 16.19g/t Au** from **surface**; and
    - **3m at 13.58g/t Au** from 21m; and
  - **7m at 2.83g/t Au** from 80m; including
    - **1m at 12.48g/t Au** from 81m
- **NARC210**
  - **30m at 2.1g/t Au** from 1m; including
    - **11m at 3.27 g/t Au** from 10m
- **NARC145**
  - **13m at 20.82g/t Au** from 32m; including **9m at 29.45g/t Au**
  - Includes multiple high-grade single metre assays up to **102.5g/t Au**
- **NARC124**
  - **14m at 5.46g/t Au from surface**; including **5m at 11.28g/t Au from surface**
  - **3m at 2.35g/t Au** from 17m
  - **7m at 1.45g/t Au** from 56m
  - **9m at 4.08g/t Au** from 80m; including **2m at 9.47g/t Au** from 83m
  - **8m at 1.59g/t Au** from 93m
- **NARC138**
  - **8m at 3.39g/t Au** from 63m; including **2m at 8.45g/t Au**
  - **9m at 2.31g/t Au** from 79m
  - **21m at 0.94g/t Au** from 120m
  - **8m at 1.33g/t Au** from 149m

**MAKO GOLD LIMITED  
DIRECTORS' REPORT**

- **NARC217**
  - **4m at 1.89g/t Au** from 64m
  - **21m at 2.26g/t Au** from 71m; including
    - **1m at 16.85g/t Au** from 72m
  - **7m at 1.7g/t Au** from 95m
- **NARC182**
  - **15m at 3.59g/t Au** from 16m; including
    - **1m at 31.66g/t Au** from 26m
- **NARC185**
  - **4m at 14.26g/t Au** from 33m; including
    - **1m at 51.11g/t Au** from 33m
- **NARC190**
  - **26m at 2.02g/t Au** from 51m; including
    - **1m at 29.57g/t Au** from 72m
- **NARC243**
  - **5m at 21.99g/t Au** from 70m; including
    - **1m at 107g/t Au** from 71m
- **NARC244DD**
  - **12.75m at 1.8g/t Au** from 48.1m
  - **15m at 2.02g/t Au** from 105m
  - **5m at 2.22g/t Au** from 123m
- **NARC203DD**
  - **7.9m at 4.63g/t Au** from 122.8m; including
    - **1m at 27.61g/t Au** from 126m
- **NADD012**
  - **10.26m at 4.76g/t Au** from 76.5m; including
    - **1m at 32.49g/t Au** from 79m
- **NARC180 (hole ended in mineralisation)**
  - **38m at 1.64g/t Au** from 5m
- **NADD010**
  - **5m at 2.0g/t Au** from 41m; including
    - **1.75m at 4.48g/t Au** from 44.25m; and
  - **18.2m at 1.89g/t Au** from 67.8m; including
    - **0.8m at 14.94g/t Au** from 77m
- **NADD013**
  - **9m at 2.15g/t Au** from 47m; and
  - **5m at 2.69g/t Au** from 86m
- **NARC107DD (DD extension of previous RC hole)**
  - **18.5m at 1.15g/t Au** from 114m; and
  - **36m at 3.09g/t Au** from 43m (previously released RC intercept)
- **NARC178**
  - **6m at 4.56g/t Au** from 73m; and
  - **14m at 1.59g/t Au** from 92m

**MAKO GOLD LIMITED  
DIRECTORS' REPORT**

- **NARC179**
  - **4m at 4.56g/t Au** from 42m; and
  - **7m at 1.37g/t Au** from 89m
- **NARC163**
  - **7m at 1.96g/t Au** from **surface**

The drill program follows up on positive results received on the Tchaga Prospect to date by the Company. Previous select drill results received include:

- **36m at 3.09g/t Au** from 43m in NARC107
- **28m at 4.86g/t Au** from 83m in NARC057
- **25m at 3.43g/t Au** from 53m in NARC017
- **14m at 5.46g/t Au** from **surface** in NARC124
- **18m at 3.25g/t Au** from 39m in NARC080
- **23m at 2.46g/t Au** from 15m in NARC084
- **17m at 2.43g/t Au** from 86m in NARC055
- **30m at 1.16g/t Au** from 117m in NARC101
- **7.7m at 11.65g/t Au** from 169m in NARC058DD

While Mako has received positive drill results to date elsewhere on the Napié Project, the Company is focussing on the more advanced Tchaga Prospect to move towards the delineation of a JORC (2012) compliant gold resource. Results to date on Tchaga confirm the presence of multiple staked mineralized lodes along a strike length of 1km (**Figure 3**).

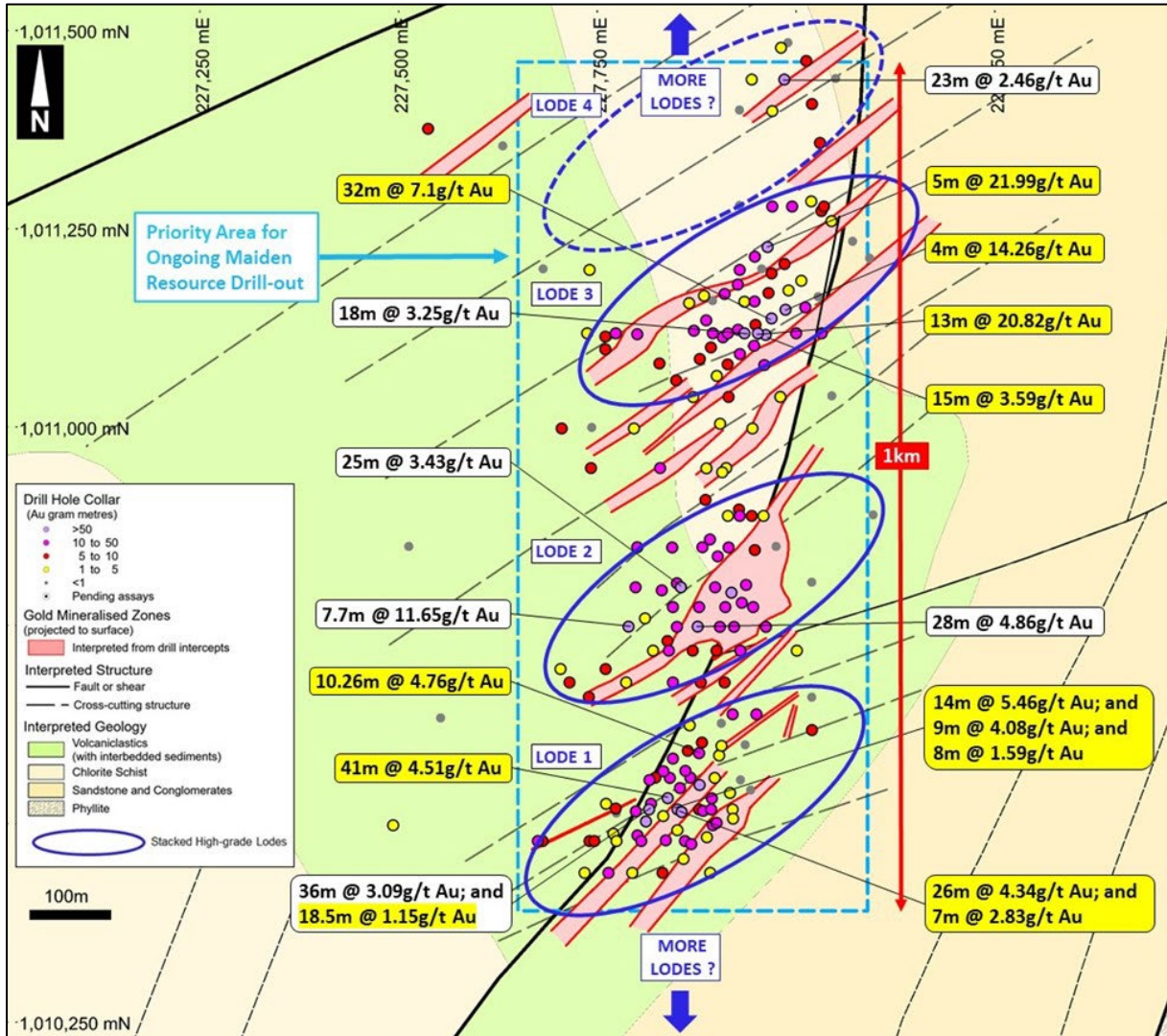


Figure 3: Tchaga Prospect - Select gold intercepts from current (yellow) and previous (white) drilling - Note the repeated stacked high-grade lodes (blue ellipses)

### *Tchaga Prospect - Revised Drilling Direction Outlines Stacked High Grade Lodes*

During the reporting period the drilling direction was changed to the southeast based on 3D modelling and structural studies. Drilling in the revised SE direction outlined four SW-NE stacked high-grade lodes on Tchaga shown as blue ellipses in Figure 3 and Figure 4. The northernmost lode in dashed blue lines has had limited drilling to date, however more drilling is planned on that lode. Select drilling results returned during the reporting period on three of the four lodes identified thus far are shown in the long section of the 3-D model in Figure 3. The Company believes that these high-grade stacked lodes may extend to the north and the south of the currently identified lodes on Tchaga and will be targeting them as drilling progresses. In addition, it is possible that stacked lodes may be present on a regional scale on the regional shear coincident with the 23km soil/auger anomaly that hosts the Tchaga deposit.

For personal use only



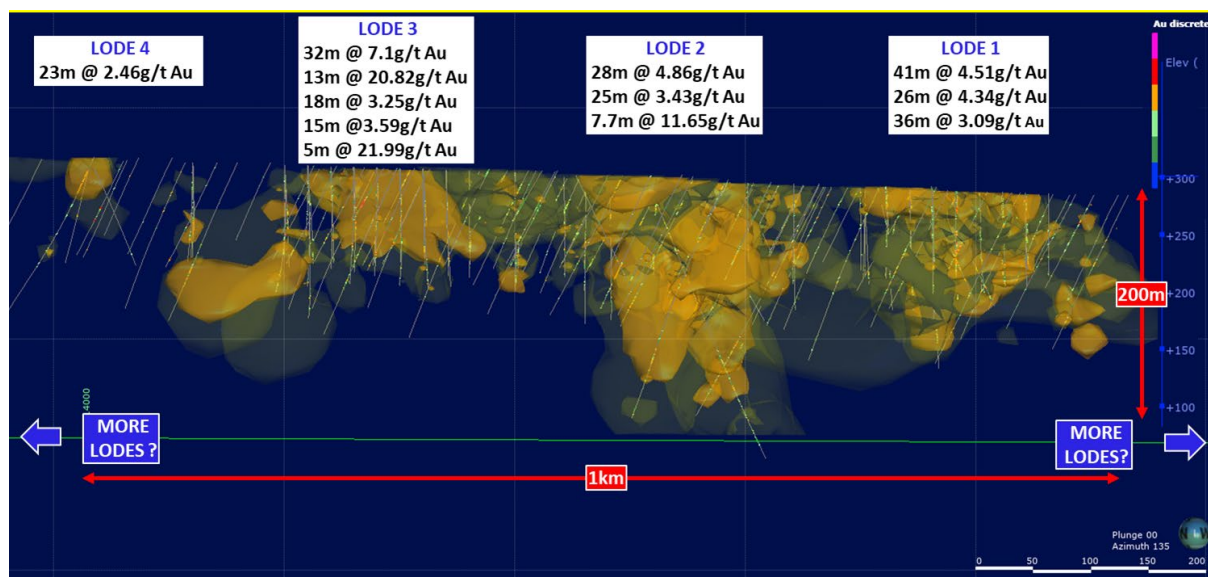


Figure 4: Long section of updated 3D exploration model looking SE on the Tchaga Prospect<sup>1</sup> with select drill intercepts from current and previous drilling - note the four lodges (refer to Figure 3) and lode 4 which has had limited drilling – (gold colour is 0.5g/t Au cut-off and green is 0.2g/t Au cut-off)

### *Gogbala Prospect - IP survey completed and 5,677m RC drill program completed*

The Induced Polarization (IP) geophysical survey on the Gogbala Prospect was completed in late December over a 5 km-long section of the +40ppb soil anomaly which is coincident with the 30km-long shear crossing the entire Napié permit from SSW to NNE. IP is used to identify disseminated sulphides and has worked well at Tchaga to identify drill targets due to the association of gold with sulphides, mainly pyrite. Mako has not drilled the Gogbala Prospect since 2018 and early 2019, when the Company drilled 24 wide spaced RC holes over a strike length of approximately 4km. A plan view of the IP results and the planned drill holes is shown in Figure 5. A second rig was mobilised in early January 2021 and commenced and completed a 53-hole 5,677m RC drill program. Assay results are pending.

Previous select drill results received from Gogbala include:

- **12m at 5.39g/t Au** from 11m in NARC035
- **17m at 1.68g/t Au** from 45m in NARC027
- **6m at 2.67g/t Au** from 42m in NARC034
- **7m at 2.73g/t Au** from 77m in NARC065; and
- **2m at 16.81g/t Au** from 2m and **5m at 2.12g/t Au** from 19m in NARC066.

<sup>1</sup> The 3D model is not a resource estimate and is only used internally by the Company to help target drill holes.

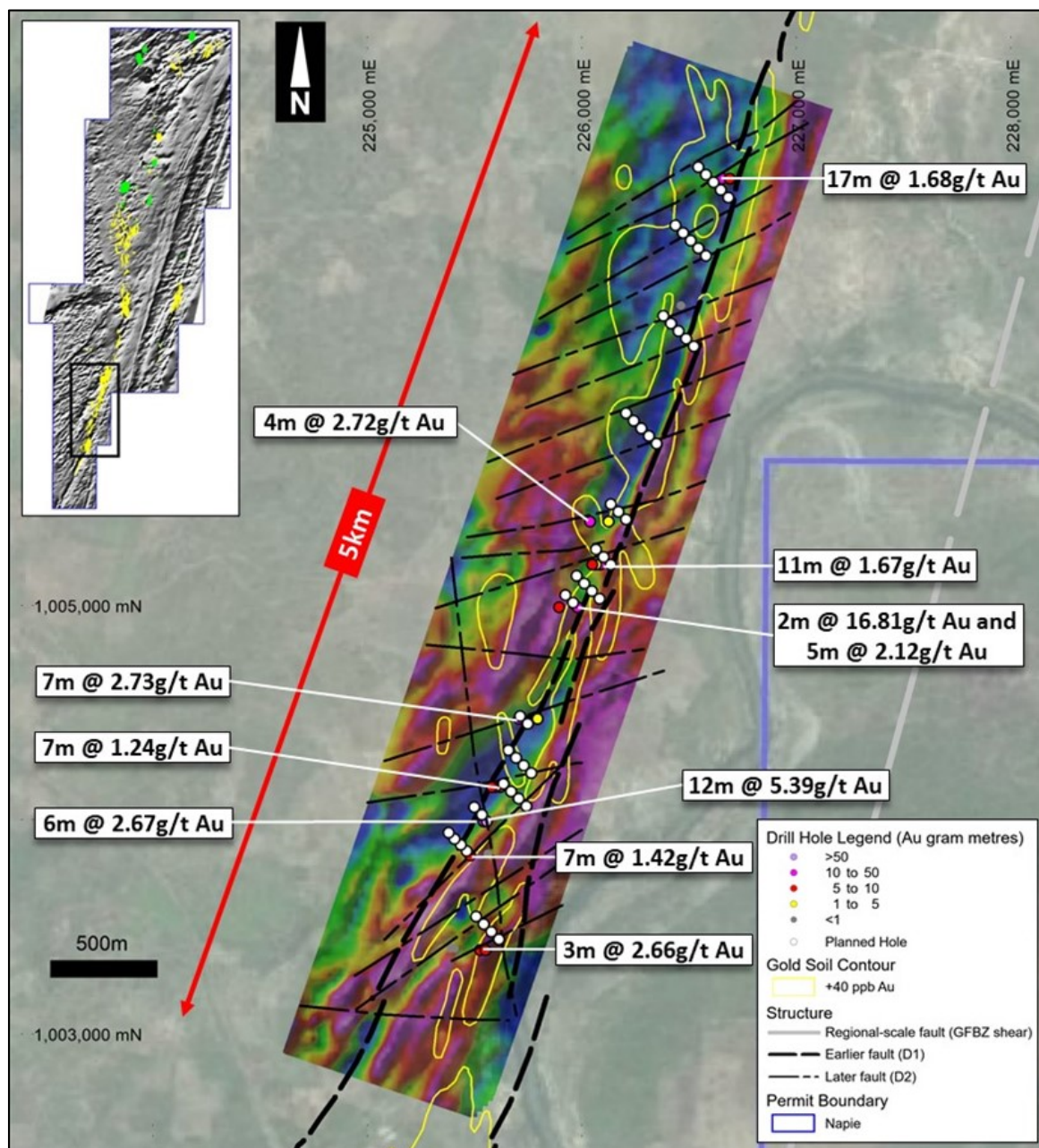


Figure 5: Gogbala Prospect - Select gold intercepts and planned drilling (now completed with assays pending) on IP chargeability

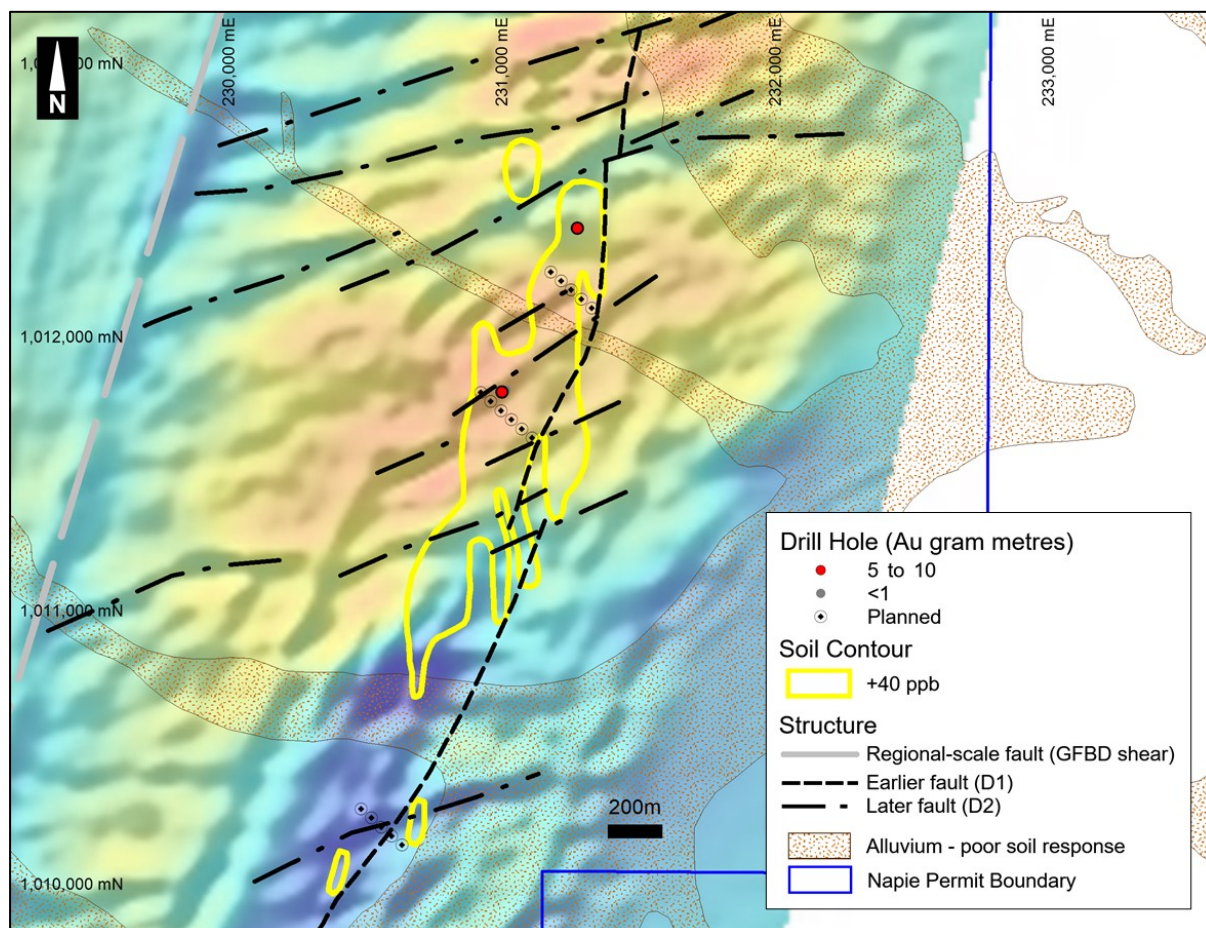
### *Tchaga East - 1,679 16-hole RC drill program completed*

A 1,679m 16-hole RC drilling program was commenced and completed subsequent to the reporting period on the Tchaga East Prospect, which is located approximately 2km east of the Tchaga prospect along an 8km-long interpreted shear (Figure 6). Assay results are pending.

Tchaga East has not been drilled since Mako's maiden drilling program in 2018. At that time, only three RC holes were drilled on Tchaga East, two of which had drill intercepts greater than 5 gram-metres including **7m at 1.91g/t Au** in NARC041. The re-interpretation of the airborne magnetics survey had not been completed when the three holes were drilled in 2018. The new drill fences targeted the intersection of early D1 and cross-cutting D2 structures (faults) interpreted from the airborne

For personal use only

magnetics, which are coincident with the +40ppb soil anomaly (Figure 6). Discontinuity of the soil anomaly is likely caused by masking of soils due to alluvium (creeks). Once drilling was completed on Tchaga East in January, the drill rig resumed drilling operations on the Tchaga Prospect.



**Figure 6: Tchaga East drill holes on total field airborne magnetics and soil anomaly - note alluvium (creeks) which explain the discontinuous soil anomaly**

### *Tchaga North drilling*

A total of 3 RC drill holes totalling 287m were completed on Tchaga North during the reporting period, two of which had significant results with the best result returning **3m at 3.96g/t Au**. Other than these three holes no drilling had been completed on Tchaga North since 2018 by the Company. Previous results from 2018 drilling include **8m at 8.53g/t Au**, including **2 m at 30.17g/t Au with visible gold observed**, and **1m at 215 g/t Au with visible gold observed** (Figure 7). The Company is planning further drilling at Tchaga North in 2021.

For personal use only




Figure 7: Visible Gold from NADD004 which returned 1m at 215g/t Au in 2018 (Tchaga North)

### KORHOGO PROJECT - SECOND PERMIT GRANTED AND EXPLORATION COMMENCED

During the reporting period Mako received decrees from the Ministry of Mines in Côte d'Ivoire for the Korhogo Nord and Ouangolodougou Permits (Figure 8). As per regulations set out in the 2014 Côte d'Ivoire Mining Code, the permit is valid for 4 years from the date of granting and can be renewed twice for a period of three years each.

The Korhogo Nord and Ouangolodougou permits constitute the Korhogo Project which collectively covers 296km<sup>2</sup> over 17km of faulted greenstone granite contact as shown in Figure 8. Both permits are 100% owned by Mako.

The Korhogo permits are located in the same greenstone belt that hosts Barrick's 4.9-million-ounce Tongon gold mine and Montage Gold's 1.2-million-ounce Kone gold deposit, both in Côte d'Ivoire, as well as Teranga Gold's 2.7 million ounce Wahgnion gold mine across the border in Burkina Faso (Figure 1). The proximity to Barrick's Tongon processing and mine infrastructure (within 30km) has the potential to create accretive development and processing synergies should Mako be successful in discovering a gold deposit on the permit.

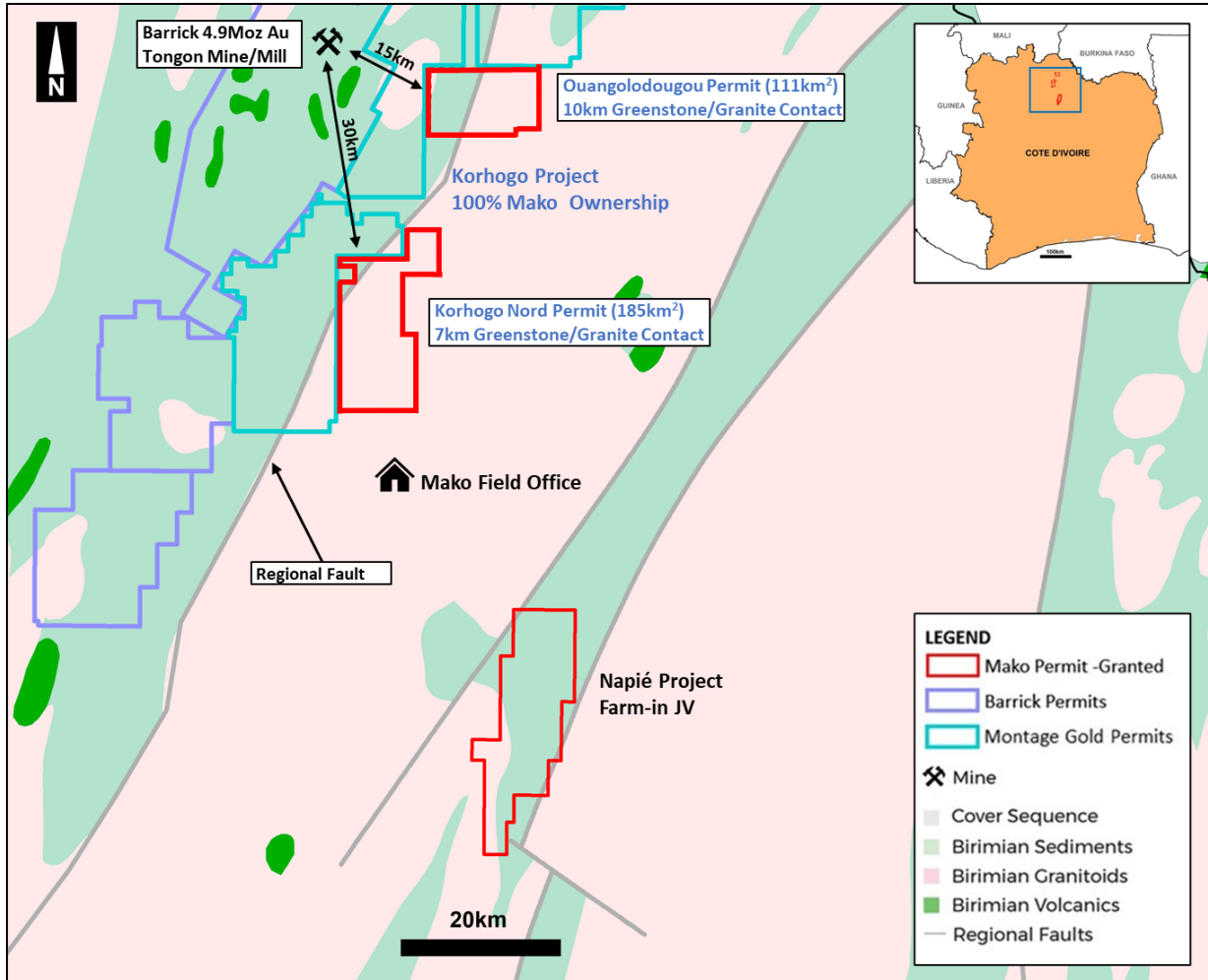
The Korhogo Project was strategically selected by Mako to cover the greenstone-granite contact along a regional fault. Regional faults provide the "plumbing" for gold bearing fluids.

Subsequent to the reporting period, the Company commenced a regional soil geochemical program on the Korhogo permits. The soil sampling grids on the permits cover two splays, which the Company consider high-priority targets for gold mineralisation (Figure 9).

**MAKO GOLD LIMITED  
DIRECTORS' REPORT**

The Company has deployed four crews to complete the soil geochemical sampling as quickly as possible.

A maiden drilling program is planned at Korhogo once the assay results of the soil sampling are received.



**Figure 8: Location of Mako Gold's 100% owned Korhogo Nord and Ouangolodougou permits**

For personal use only

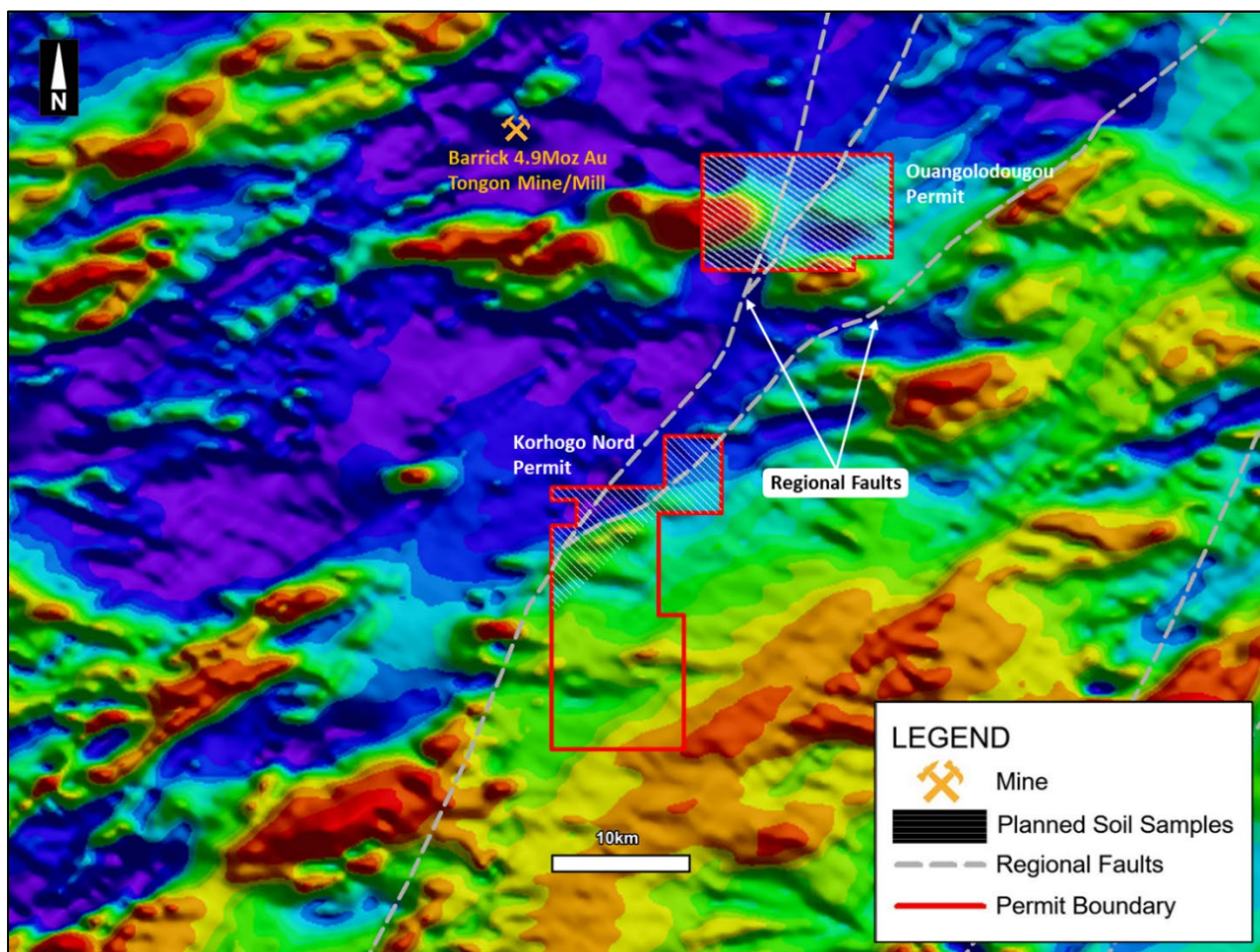


Figure 9: Soil sampling grids over regional magnetics (RTP) covering splayed regional faults (grey dashed lines) on Korhogo permits.

### CHANGES TO BOARD OF DIRECTORS

During to the reporting period the Company announced the appointment of a Non-Executive Director and restructure of its board to support the evolution of Mako.

Mr. Michele Muscillo who had been a Non-Executive Director of Mako since 2017 was appointed as Non-Executive Chairman of the Company replacing Dr. Mark Elliott, a co-founder of Mako, who made the decision to retire. In addition, Mr. Steven Zaninovich was appointed as Non-Executive Director.

Mr. Zaninovich is a highly qualified engineer with over 25 years' mining project development and management experience. He has held Executive and Non-Executive Board roles with several public and private companies and has extensive in-country experience in West Africa including Burkina Faso, Mali, Côte d'Ivoire, and Ghana. He served as COO with Gryphon Minerals (ASX:GRY) prior to their takeover by Teranga Gold (TSX:TGZ) where he assumed the role of Vice President of Major Projects and completed the bankable feasibility study on the recently commissioned c.2.7-million-ounce Wahgnion Gold Mine in Burkina Faso. The changes to the board have added considerable insight and value to Mako as it seeks to unlock the value of its highly prospective projects in Côte d'Ivoire.

For personal use only

### CORPORATE SOCIAL RESPONSIBILITY (ESG) – WATER WELL DRILLED FOR LOCAL COMMUNITY

During the reporting period Mako partnered (50/50) with Geodrill (TSX:GEO) our drilling contractor, to drill and install a water well for one of the communities on the Napié permit. Access to clean water is one of the primary health concerns in the developing world. The Company aligns itself with contractors who share our fundamental beliefs of helping the communities where we operate. We thank Geodrill for their assistance in helping improve the lives of the local communities. The ribbon cutting ceremony for the water well was held in January with administrative and traditional dignitaries of the larger community (Figure 10).



**Figure 10: Geodrill and Mako representatives with dignitaries and villagers at the ribbon cutting of the water well**

### COVID-19

Mako has maintained strict protocols regarding the COVID-19 crisis and is pleased to report that there has been no incidence of COVID-19 at any Company sites.

The government of Côte d'Ivoire took immediate measures to restrict the spread of COVID-19 when the pandemic began. The result of the early measures is that total cases reported to date is 27,237 cases (147 deaths), compared to 28,780 cases in Australia (909 deaths)<sup>2</sup>. Australia and Côte d'Ivoire have approximately the same population. Current restrictions in Côte d'Ivoire include mandatory use of facemasks indoors and in public gatherings and social distancing. In addition, travellers are required to show proof of a mandatory negative COVID test taken within five days prior to entering or leaving the country. Land and sea borders are closed other than for holders of a valid Visa or work exemption permit.

<sup>2</sup> Source – World Health Organization, 27 January 2021

**MAKO GOLD LIMITED  
DIRECTORS' REPORT**

**CORPORATE**

Since the end of the 2020 financial year Mako has raised a total of \$12,784,542 by the issue of shares as noted below. It has also issued a total of 2,589,872 shares to pay for \$306,149 of drilling services under a drill for equity agreement entered into with Geodrill Limited in October 2019 and approved at the 2019 AGM under which the Company had the approval (up to 14 November 2020) to issue up to 5,000,000 Shares to Geodrill Ltd as payment for drilling services supplied. Under this agreement Mako had the option to pay drilling invoices 50% in cash and 50% via the issue of shares, at an issue price equal to the 15-day VWAP immediately prior to the date of the invoice.

- Placement of shares (July 2020) to subscribers at \$0.05 per share	\$2,683,256
- Placement of shares (August/October 2020) to subscribers at \$0.115	\$10,000,000
- Exercise of November 2020 \$0.10 options	\$101,286
	<hr/>
	\$12,784,542

***December 2021 Half-Yearly ASX Announcements***

Further details including 2012 JORC reporting tables where applicable, which relate to results and announcements in this Half-Yearly Report, can be found in the following announcements lodged with the ASX:

- 21 January 2021 - Mako Granted Ouangolodougou Permit in Côte d'Ivoire
- 19 January 2021 - 5,200m Drill Program Commenced on Gogbala Prospect
- 13 January 2021 - Tchaga Delivers Widest High-Grade Gold Intercepts to Date
- 14 December 2020 - Continuing Shallow, Wide, High-Grade Intersections at Tchaga
- 17 November 2020 - Shallow High-Grade Gold Zone Confirmed at Tchaga
- 9 November 2020 - Wide and High-Grade gold Intercepts Continue at Tchaga
- 2 October 2020 - Board Changes Director Appointment and Retirement
- 29 September 2020 - Korhogo Nord Permit Granted Exploration to Commence Shortly
- 17 September 2020 - Drilling at Tchaga Extends Gold Mineralisation by 250m
- 11 August 2020 - Tchaga Shallow Drilling Intersects 13m at 20.82g/t Gold
- 4 August 2020 - Tchaga Drilling Continues to Deliver Wide and high-Grade Gold
- 15 July 2020 - Tchaga Prospect Delivers Multiple High-Grade Intercepts
- 2 June 2020 - Mako Signs Definitive Sale Agreement for Niou Project
- 1 May 2020 - Binding Term Sheet to Sell Niou Project – Burkina Faso
- 5 March 2020 - High-Grade Results Extend Mineralisation at Depth at Tchaga
- 3 December 2019 - Exceptional Results Continue at Tchaga Napié Project
- 9 August 2019 - Mako Receives Final Drill Results for Napié Project
- 25 July 2019 - Strike Length of Mineralisation at Napié Project Doubles
- 13 March 2019 - Wide High-Grade Fold Results of up to 28m@4.86g/t from Napié
- 29 January 2019 - Gold Discovery at Niou Project - Burkina Faso
- 9 October 2018 - Further Gold Mineralisation from Diamond Drilling at Tchaga
- 7 August 2018 - further Gold Mineralisation from RC Drilling Napié Project
- 22 June 2018 - Wide High-Grade Gold Intersected in Maiden Drilling Program
- 13 April 2018 - Section 9.2 of Mako Gold's Prospectus and section 4.7 of Mako Gold's Supplementary Prospectus



**MAKO GOLD LIMITED  
DIRECTORS' REPORT**

***Competent Persons Statement***

The information in this Annual Report that relates to Exploration Results and Mineral Resources is based on information compiled and/or reviewed by Mrs Ann Ledwidge B.Sc.(Hon.) Geol., MBA, who is a Member of The Australasian Institute of Mining and Metallurgy. Mrs Ledwidge is a full-time employee and a shareholder of the Company. Mrs Ledwidge has sufficient experience which is relevant to the style of mineralisation and type of deposit under consideration and to the activity which she is undertaking to qualify as a Competent Person as defined in the 2012 Edition of the 'Australasian Code for Reporting of Exploration Results, Mineral Resources and Ore Reserves'. Mrs Ledwidge consents to the inclusion in the report of the matters based on this information in the form and context in which it appears.

The Company is not aware of any new information or data that materially affects the information included in this report.

**Auditor Independence Declaration under Section 307C of the Corporations Act 2001**

The Auditor's Independence Declaration is attached and forms part of the Directors' Report for the half-year ended 31 December 2020.

Signed in accordance with a resolution of the Directors.



**Peter Ledwidge  
Managing Director**

**Brisbane 12 March 2021**

**MAKO GOLD LIMITED**

**AUDITOR'S INDEPENDENCE  
DECLARATION**



Tel: +61 7 3237 5999  
Fax: +61 7 3221 9227  
www.bdo.com.au

Level 10, 12 Creek St  
Brisbane QLD 4000  
GPO Box 457 Brisbane QLD 4001  
Australia

**DECLARATION OF INDEPENDENCE BY R M SWABY TO THE DIRECTORS OF MAKO GOLD LIMITED**

As lead auditor for the review of Mako Gold Limited for the half-year ended 31 December 2020 I declare that, to the best of my knowledge and belief, there have been:

1. No contraventions of the auditor independence requirements of the *Corporations Act 2001* in relation to the review; and
2. No contraventions of any applicable code of professional conduct in relation to the review.

This declaration is in respect of Mako Gold Limited and the entities it controlled during the period.

A handwritten signature in black ink, appearing to read 'R M Swaby', is written over a light grey circular watermark.

**R M Swaby**  
Director

**BDO Audit Pty Ltd**

Brisbane, 12 March 2021

For personal use only

MAKO GOLD LIMITED

CONSOLIDATED STATEMENT OF PROFIT OR LOSS AND OTHER COMPREHENSIVE INCOME  
FOR THE HALF-YEAR ENDED 31 DECEMBER 2020

	Note	31 December 2020 \$	31 December 2019 \$
Interest income		2,222	2,017
COVID PAYG refund		37,500	-
Exploration write down	6	(270,000)	-
Depreciation		(29,594)	(29,594)
Interest		(1,530)	(2,384)
Employment costs		(199,325)	(117,000)
Share based payment expense	9	(280,284)	-
Other corporate and administrative expenses		(275,691)	(180,015)
<b>Loss before tax</b>		<u>(1,016,702)</u>	<u>(326,976)</u>
Income tax expense		-	-
<b>Loss for the period</b>		<u>(1,016,702)</u>	<u>(326,976)</u>
<b><u>Other Comprehensive Income</u></b>			
Foreign currency translation differences on foreign operations		(1,300)	(136,216)
<b>Other comprehensive income</b>		(1,300)	(136,216)
<b>Total comprehensive income for the half-year</b>		<u>(1,018,002)</u>	<u>(463,192)</u>
Total comprehensive income for the half year is attributable to:			
<b>Owners of Mako Gold Limited</b>		<u>(1,018,002)</u>	<u>(463,192)</u>
Basic loss per share (cents per share)	4	(0.47)	(0.37)
Diluted loss per share (cents per share)	4	(0.47)	(0.37)

The above consolidated statement of profit or loss and other comprehensive income should be read in conjunction with the accompanying notes.

**MAKO GOLD LIMITED**  
**CONSOLIDATED BALANCE SHEET**  
**AS AT 31 DECEMBER 2020**

	Note	31 December 2020 \$	30 June 2020 \$
<b>Current Assets</b>			
Cash and cash equivalents		9,458,224	602,805
Short term investment		42,900	42,900
Trade and other receivables		71,454	12,622
Exploration assets held for sale	6	1,066,510	1,023,555
Other current assets		63,009	49,465
<b>Total Current Assets</b>		<u>10,702,097</u>	<u>1,731,347</u>
<b>Non-Current Assets</b>			
Right of use assets		39,457	69,051
Exploration and evaluation assets	6	8,630,839	5,275,466
<b>Total Non-Current Assets</b>		<u>8,670,296</u>	<u>5,344,517</u>
<b>Total Assets</b>		<u>19,372,392</u>	<u>7,075,864</u>
<b>Current Liabilities</b>			
Trade and other payables	7	1,007,194	318,962
Lease liabilities		45,844	61,245
Provisions		143,531	104,010
<b>Total Current Liabilities</b>		<u>1,196,569</u>	<u>484,217</u>
<b>Non-Current Liabilities</b>			
Lease liabilities		-	11,602
<b>Total Non-Current Liabilities</b>		<u>-</u>	<u>11,602</u>
<b>Total Liabilities</b>		<u>1,196,569</u>	<u>495,819</u>
<b>Net Assets</b>		<u>18,175,824</u>	<u>6,580,045</u>
<b>Equity</b>			
Issued capital	2	22,334,291	10,010,875
Reserves		400,847	111,783
Accumulated losses		(4,559,315)	(3,542,613)
<b>Total Equity</b>		<u>18,175,824</u>	<u>6,580,045</u>

The Consolidated Balance Sheet should be read in conjunction with the accompanying notes

MAKO GOLD LIMITED

CONSOLIDATED STATEMENT OF CASH FLOWS  
FOR THE HALF-YEAR ENDED 31 DECEMBER 2020

	Note	31 December 2020 \$	31 December 2019 \$
<b>Cash Flows from Operating Activities</b>			
Cash payments in the course of operations		(685,126)	(351,799)
Receipts re COVID		50,000	-
Interest received		2,222	2,017
<b>Net cash used in operating activities</b>		<u>(632,904)</u>	<u>(349,782)</u>
<b>Cash Flows from Investing Activities</b>			
Payments for exploration & evaluation		(2,527,645)	(1,552,498)
<b>Net cash used in investing activities</b>		<u>(2,527,645)</u>	<u>(1,552,498)</u>
<b>Cash Flows from Financing Activities</b>			
Proceeds from issue of shares		12,784,542	1,794,684
Payment of security issue costs		(767,274)	(119,040)
<b>Net cash flows provided by financing activities</b>		<u>12,017,268</u>	<u>1,675,644</u>
Net increase/(decrease) in cash held		8,856,719	(226,636)
FX Reserve		(1,300)	(274)
Cash at the beginning of the period		602,805	1,650,536
<b>Cash at the end of the period</b>		<u><u>9,458,224</u></u>	<u><u>1,423,626</u></u>

The Consolidated Statement of Cash Flows should be read in conjunction with the accompanying notes

For personal use only

MAKO GOLD LIMITED

CONSOLIDATED STATEMENT OF CHANGES IN EQUITY  
FOR THE HALF-YEAR ENDED 31 DECEMBER 2020

	Issued Capital \$	Foreign Currency Reserve \$	Share Option Reserve \$	Accumulated Losses \$	Total \$
<b>Balance at 1 July 2019</b>	7,615,756	(21,778)	107,052	(1,890,622)	5,810,408
Loss after income tax	-	-	-	(326,976)	(326,976)
Foreign currency translation differences of foreign operations	-	(136,216)	-	-	(136,216)
Total comprehensive income	-	(136,216)	-	(326,976)	(463,192)
<b>Transactions with owners in their capacity with owners</b>					
Shares issued	1,904,248	-	-	-	1,904,248
Share issue costs	(110,308)	-	-	-	(110,308)
Share based payments	-	-	2,875	-	2,875
Total transactions with owners	1,793,940	-	2,875	-	1,796,815
<b>Balance at 31 December 2019</b>	<b>9,409,696</b>	<b>(157,994)</b>	<b>109,927</b>	<b>(2,217,598)</b>	<b>7,144,031</b>
<b>Balance at 1 July 2020</b>	10,010,875	200	111,583	(3,542,613)	6,580,045
Loss for the period	-	-	-	(1,016,702)	(1,016,702)
Foreign currency translation differences of foreign operations	-	(1,300)	-	-	(1,300)
Total comprehensive income	-	(1,300)	-	(1,016,702)	(1,018,002)
<b>Transactions with owners in their capacity with owners</b>					
Shares issued (note 2)	13,090,691	-	-	-	13,090,691
Share issue costs	(767,274)	-	-	-	(767,274)
Share based payments (note 9)	-	-	290,364	-	290,364
Total transactions with owners	12,323,416	-	290,364	-	12,613,780
<b>Balance at 31 December 2020</b>	<b>22,334,291</b>	<b>(1,100)</b>	<b>401,947</b>	<b>(4,559,315)</b>	<b>18,175,824</b>

The Consolidated Statement of Changes in Equity should be read in conjunction with the accompanying notes

# MAKO GOLD LIMITED

## NOTES TO THE FINANCIAL STATEMENTS FOR THE HALF-YEAR ENDED 31 DECEMBER 2020

### 1. BASIS OF PREPARATION OF HALF-YEAR FINANCIAL STATEMENTS

This general purpose financial report for the interim half-year reporting period ended 31 December 2020 has been prepared in accordance with Australian Accounting Standard AASB134: Interim Financial Reporting and the Corporations Act 2001.

The interim report does not include all notes of the type normally included in an annual financial report and therefore cannot be expected to provide as full an understanding of the financial performance, financial position and financing and investing activities of the consolidated entity as the full financial report. Accordingly, this interim financial report is to be read in conjunction with the annual report for the year ended 30 June 2020 and any public announcements made by Mako Gold Limited during the interim reporting period.

The accounting policies and methods of computation adopted are consistent with those of the previous financial year and corresponding interim reporting period.

#### *Fair Values*

The fair values of cash and cash equivalents, trade and other receivables, security deposits, borrowings and trade and other payables approximate their carrying value due to their short term nature

#### *Critical accounting estimates and judgements*

The preparation of financial statements in conformity with Australian Accounting Standards requires the use of certain critical accounting estimates. It also requires management to exercise its judgement in the process of applying the Group's accounting policies. The areas involving a higher degree of judgement or complexity, or areas where assumptions and estimates are significant to the financial statements are disclosed below:

#### *Key judgements – exploration & evaluation assets*

The consolidated entity performs regular reviews on each area of interest to determine the appropriateness of continuing to carry forward costs in relation to that area of interest. These reviews are based on detailed surveys and analysis of drilling results performed to balance date.

The Directors have assessed the exploration and evaluation assets recognised as at 31 December 2020 and the facts and circumstances do not suggest that the carrying amount of exploration and evaluation assets may exceed its recoverable amount. During the reporting period the company wrote off costs amounting to \$270,000 (2020 financial year - \$1,020,000) associated with the receivable due for the asset held for sale Niou project in Burkina Faso. In considering this the Directors have had regard to the facts and circumstances that indicate a need for impairment as noted in Accounting Standard AASB 6 "Exploration for and Evaluation of Mineral Resources".

#### *Going concern basis for accounting*

The Group does not generate revenue to fund operations and ongoing investment in exploration activities. The ability of the Group to continue as a going concern is dependent on its ability to raise additional equity.

The financial statements have been prepared on the going concern basis, which contemplates continuity of normal business activities and the realisation of assets and settlement of liabilities in the normal course of business.

As disclosed in the financial statements, the Company achieved a net loss of \$1,016,702 (and net exploration and operating cash outflows of \$3,160,549) for the half year ended 31 December 2020. As at 31 December 2020 the Company had a total cash balance of \$9,458,224.

The ability of the Company to continue as a going concern is principally dependent upon the following conditions:

- the ability of the Group to successfully raise capital, as and when necessary; and
- the ability to complete successful development and commercialisation of its projects in West Africa.

These conditions give rise to a material uncertainty which may cast significant doubt over the ability to continue as a going concern.

The directors believe that the going concern basis of preparation is appropriate due to the Company's proven history of successfully raising funds – with \$12,683,256 being raised through share placements since the end of the 2020 financial year.

Should the Company be unable to continue as a going concern, it may be required to realise its assets and extinguish its liabilities other than in the ordinary course of business, and at amounts that differ from

## MAKO GOLD LIMITED

### NOTES TO THE FINANCIAL STATEMENTS FOR THE HALF-YEAR ENDED 31 DECEMBER 2020

those stated in the financial report. This financial report does not include any adjustments relating to the recoverability and classification of recorded asset amounts or the amounts or classification of liabilities and appropriate disclosures that may be necessary should the Company be unable to continue as a going concern.

## 2. ISSUED CAPITAL

Ordinary Shares	Half-year Ended Dec 2020		Year Ended June 2020	
	Nos of shares	\$	Nos of shares	\$
Ordinary shares fully paid				
Beginning of the financial period	113,017,227	10,010,875	76,558,150	7,615,756
Increases				
- Placement of shares to subscribers (1)	-	-	13,113,934	1,114,684
- Placement of shares to subscribers (2)	-	-	9,714,286	680,000
- Issue of shares to pay for drilling (3)	2,589,872	306,149	11,334,875	566,744
- Placement of shares to subscribers (4)	53,665,125	2,683,256	2,295,982	180,018
- Placement of shares to subscribers (5)	86,956,522	10,000,000	-	-
- Exercise of November 2020 \$0.10 options (6)	1,012,856	101,286	-	-
- Costs of share issues (7)	-	(767,274)	-	(146,327)
End of financial period	257,241,602	22,334,291	113,017,227	10,010,875

(1) Placement of shares at \$0.085 per share

(2) Entitlement offer at \$0.085 per share

(3) Issue of shares to Geodrill Limited re Napié project drilling 2,589,872 - 663,912 at \$0.08, 1,393,788 at \$0.13 and 532,172 at \$0.135 (Year ended 30/6/20 2,295,982 shares - 333,261 at \$0.082, 956,229 at \$0.086 and 1,006,492 at \$0.07). Under an agreement entered into in October 2019 and approved at the 2019 AGM the Company had approval (up to 14 November 2020 when the facility expired) to issue up to 5,000,000 Shares to Geodrill Ltd as payment for drilling services supplied. Mako had the option to pay invoices 50% in cash and 50% via the issue of shares, at an issue price equal to the 15-day VWAP immediately prior to the date of the invoice.

(4) Placement of shares at \$0.05 per share

(5) Placement of shares at \$0.115 per share

(6) Exercise of November 2020 \$0.10 options.

(7) Costs in relation to securities issues.

### Share Options

Details of options issued, exercised and expired during the financial period are set out below:

Each option is convertible into one fully paid ordinary share on or before the expiry date

Expiry Date	Exercise Price	Movements				31-Dec-20
		1-Jul-20	Issued	Exercised	Expired	
Listed 16/04/2021 (1)	\$0.30	14,999,983	-	-	-	14,999,983
Unlisted 26/04/2021 (2)	\$0.30	2,500,000	-	-	-	2,500,000
Unlisted 30/04/2021 (3)	\$0.30	1,000,000	-	-	-	1,000,000
Unlisted 30/11/20 (4)	\$0.10	1,942,856	-	1,012,856	930,000	-
Unlisted 5/7/22 (5)	\$0.075	-	2,500,235	-	-	2,500,235
Unlisted 30/9/22 (6)	\$0.1725	-	4,000,000	-	-	4,000,000
Unlisted 30/11/23 (7)	\$0.155	-	10,200,000	-	-	10,200,000
		20,442,839	16,700,235	1,012,856	930,000	35,200,218

(1) Issue of 14,999,983 listed 16/4/21 \$0.30 options on a 1 for 2 basis in relation to IPO of the company

(2) Issue of 2,500,000 26/4/21 unlisted \$0.30 options as a fee for ongoing corporate advisory services

(3) Issue of 1,000,000 30/4/21 unlisted \$0.30 options in relation to ongoing employee/consultancy services

(4) Issue of 1,942,856 30/11/20 unlisted \$0.10 options - one option for every five shares in the \$0.07 placement.

(5) Issue of 2,500,235 5/7/22 unlisted \$0.075 options as a fee for corporate advisory services

(6) Issue of 4,000,000 30/9/22 unlisted \$0.1725 options as a fee for corporate advisory services

(7) Issue of 10,200,000 unlisted 30/11/23 \$0.155 options under the company ESOP



# MAKO GOLD LIMITED

## NOTES TO THE FINANCIAL STATEMENTS FOR THE HALF-YEAR ENDED 31 DECEMBER 2020

### 3. CONTINGENT ASSETS AND LIABILITIES

Since the last annual reporting date, there has been no material change of any contingent assets or liabilities.

### 4. LOSS PER SHARE

	Consolidated Entity	
	31 December 2020	31 December 2019
	\$	\$
<b>Loss per share</b>		
Basic and diluted loss per share (cents per share)	(0.47)	(0.37)
The following reflects the income and share data used in the calculations of basic and diluted loss per share:		
Loss for the period used in calculating basic and diluted loss per share*	(1,016,702)	(326,976)
Weighted average no. of ordinary shares on issue	<u>214,438,062</u>	<u>87,384,855</u>

\*As the company has made a loss for the reporting period the basic loss per share will be the same as the diluted loss per share as any potential shares are antidilutive.

### 5. SEGMENT INFORMATION

#### Reportable Segments

During the financial year the company had exploration activities in West Africa (Burkina Faso and Cote D'Ivoire) while its head office was located in Australia.

The principal geographical areas of operation of the Consolidated Entity are as follows:

- Australia
- West Africa (Burkina Faso and Cote D'Ivoire)

Operating segments are identified on the basis of internal reports that are regularly reviewed by the executive team in order to allocate resources to the segment and assess its performance. The group only has 1 reportable segment.

### 6. EXPLORATION AND EVALUATION ASSETS

	Consolidated Entity	
	Half-year Ended 31 December 2020	Year Ended 30 June 2020
	\$	\$
<b>Current</b>		
Exploration asset held for sale	<u>1,066,510</u>	<u>1,023,555</u>

In June 2020 Mako signed a contract to sell the Niou project based in Burkina Faso. Mako is to receive US\$700,000 cash consideration and retain a 1% NSR if the purchaser Nordgold discovers a resource of at least 2Moz gold and advances the resource to production. Nordgold has the right to repurchase the NSR for US\$4.5M at any time.

The Sale Agreement is conditional on the transfer to Mako Gold SARL being approved by the Cadastre Minier and Minister of Mines of Burkina Faso. Immediately after Mako Gold SARL receives the decree for the Niou Permit, Mako is to initiate the transfer of the Niou Permit to Nordgold's Burkina subsidiary, Jilbey Burkina SARL. As at the date of this report these items are still in progress.

Mako, as a result of the sale agreement, has written down the carrying value of the Niou project to the amounts to be received being the sale price of USD\$700,000 and expenditures incurred by Mako that will be repaid by the purchaser in relation to the tenement subsequent to the agreement being signed. An expense of \$270,000 has been recorded in the half year in relation to writing the carrying value down to the recoverable value.

## MAKO GOLD LIMITED

### NOTES TO THE FINANCIAL STATEMENTS FOR THE HALF-YEAR ENDED 31 DECEMBER 2020

#### 6. EXPLORATION AND EVALUATION ASSETS (CONT)

	Consolidated Entity	
	Half-year Ended 31 December 2020 \$	Year Ended 30 June 2020 \$
<b>Non Current</b>		
Exploration costs carried forward in respect of areas of interest		
- Exploration phase	8,630,839	5,275,466
Reconciliation		
Exploration expenditure capitalised		
- Opening balance	5,275,466	4,861,733
- Current year expenditure	3,014,106	2,369,387
- Write off/disposed in current year	-	(1,020,000)
- Transferred to exploration asset held for sale	-	(1,023,555)
- Foreign exchange on intercompany balances	341,266	87,901
Carried forward	8,630,839	5,275,466

Recoverability of the carrying amount of exploration assets is dependent on the successful development and commercial exploitation of areas of interest, and the sale of minerals or the sale of the respective areas of interest.

#### 7. TRADE AND OTHER PAYABLES

	Consolidated Entity	
	Half-year Ended 31 Dec 2020 \$	Year Ended 30 June 2020 \$
Trade creditors	832,343	222,704
Other payables and accruals	174,851	96,258
	1,007,194	318,962

#### 8. CASH AND CASH EQUIVALENTS

Cash and cash equivalents in the statement of cash flows, includes short-term deposits and cash as follows:.

	Consolidated Entity	
	Half-year Ended 31 Dec 2020 \$	Year Ended 30 June 2020 \$
Cash at bank and in hand	9,458,224	602,805

#### 9. SHARE BASED PAYMENTS

##### Advisor Options

During the 2018 financial year the Company granted options to its capital advisors in connection with the ongoing capital markets strategy requirements of the Company. The options were granted for nil consideration and are not quoted on the ASX. Options granted carry no dividend or voting rights. When exercised, each option converts into one ordinary share.

During the 2021 financial year the Company granted options to its capital advisors in connection with the capital raising program undertaken in the period. The options were granted for either nominal or nil consideration and are not quoted on the ASX. Options granted carry no dividend or voting rights. When exercised, each option converts into one ordinary share.

## MAKO GOLD LIMITED

### NOTES TO THE FINANCIAL STATEMENTS FOR THE HALF-YEAR ENDED 31 DECEMBER 2020

#### 9. SHARE BASED PAYMENTS (CONT)

Details of advisor options on issue, issued, exercised and expired during the financial period are set out below:

Expiry Date	Exercise Price	Fair Value at Grant Date	1-Jul-20	Issued	Vested	Exercised /Expired	31-Dec-20
26-Apr-21	\$0.30	\$0.035	2,500,000	-	2,500,000	-	2,500,000
5-Jul-22	\$0.075	\$0.0257	-	2,500,235	2,500,235	-	2,500,235
30-Sep-22	\$0.1725	\$0.0521	-	4,000,000	4,000,000	-	4,000,000

The weighted average exercise price of the advisor options is \$0.181.

#### Staff Options

During the 2018 and 2019 financial years the Company granted options to an employee and a geological contractor engaged for the projects in Burkina Faso and Cote d'Ivoire. In the 2021 financial year the company has granted a total of 10,200,000 to company staff in accordance with an ESOP approved at the 2019 AGM. The options were granted for nil consideration and are not quoted on the ASX. Options granted carry no dividend or voting rights. When exercised, each option converts into one ordinary share. Details of staff options on issue, issued, exercised and expired during the financial period are set out below:

Expiry Date	Exercise Price	Fair Value at Grant Date	1-Jul-20	Issued	Vested	Exercised /Expired	31-Dec-20
30-Apr-21	\$0.30	\$0.037	500,000	-	500,000	-	500,000
30-Apr-21	\$0.30	\$0.012	500,000	-	500,000	-	500,000
30-Nov-23	\$0.155	\$0.0446	-	10,200,000	-	-	10,200,000

The weighted average exercise price of the staff options is \$0.167.

#### Fair value of options granted

The assessed fair value at the date of grant of options issued is determined using a Black-Scholes option pricing model that takes into account the exercise price, the underlying share price at the time of issue, the term of the option, the underlying share's expected volatility, expected dividends and the risk free interest rate for the life of the instrument.

#### Ordinary Shares

Issue of shares to Geodrill Limited re Napié project drilling at a total cost of \$306,149 being 2,589,872 shares - 663,912 at \$0.08, 1,393,788 at \$0.13 and 532,172 at \$0.135 (Year ended 30/6/20 2,295,982 shares - 333,261 at \$0.082, 956,229 at \$0.086 and 1,006,492 at \$0.07). Under an agreement entered into in October 2019 and approved at the 2019 AGM the Company had approval (up to 14 November 2020 when the facility expired) to issue up to 5,000,000 Shares to Geodrill Ltd as payment for drilling services supplied. Mako had the option to pay invoices 50% in cash and 50% via the issue of shares, at an issue price equal to the 15-day VWAP immediately prior to the date of the invoice.

#### Expenses arising from share-based payment transactions

<u>Expensed in Period</u>	<b>Consolidated Entity</b>	
	<b>Half-year Ended 31 Dec 2020</b>	<b>Half-year Ended 31 Dec 2019</b>
	<b>\$</b>	<b>\$</b>
Options issued to capital advisors	272,656	-
Options issued to staff and consultants	7,628	-
	280,284	-
<u>Capitalised in Period</u>		
Shares re drilling costs capitalised in exploration assets	306,149	109,563
Options issued to staff capitalised in exploration assets	10,079	2,875
	316,228	112,438

## MAKO GOLD LIMITED

### NOTES TO THE FINANCIAL STATEMENTS FOR THE HALF-YEAR ENDED 31 DECEMBER 2020

#### Directors' Declaration

In the Directors' opinion:

- (a) the attached financial statements and notes as set out on pages 19 to 27 are in accordance with the Corporations Act 2001 and:
  - (i) comply with Accounting Standard AASB 134: Interim Financial Reporting and the Corporations Regulations 2001; and
  - (ii) give a true and fair view of the Consolidated Entity's financial position as at 31 December 2020 and of its performance for the half year ended on that date; and
- (b) there are reasonable grounds to believe that the Company will be able to pay its debts as and when they become due and payable.

This declaration is made in accordance with a resolution of the board of directors.

On behalf of the directors



**Peter Ledwidge**  
**Managing Director**

**Brisbane**  
**12 March 2021**

## INDEPENDENT AUDITOR'S REVIEW REPORT

To the members of Mako Gold Limited

### Report on the Half-Year Financial Report

#### Conclusion

We have reviewed the half-year financial report of Mako Gold Limited (the Company) and its subsidiaries (the Group), which comprises the consolidated statement of financial position as at 31 December 2020, the consolidated statement of profit or loss and other comprehensive income, the consolidated statement of changes in equity and the consolidated statement of cash flows for the half-year ended on that date, a summary of significant accounting policies and other explanatory information, and the directors' declaration.

Based on our review, which is not an audit, we have not become aware of any matter that makes us believe that the accompanying half-year financial report of the Group does not comply with the *Corporations Act 2001* including:

- (i) Giving a true and fair view of the Group's financial position as at 31 December 2020 and of its financial performance for the half-year ended on that date; and
- (ii) Complying with Accounting Standard AASB 134 *Interim Financial Reporting* and the *Corporations Regulations 2001*.

#### Basis for conclusion

We conducted our review in accordance with ASRE 2410 *Review of a Financial Report Performed by the Independent Auditor of the Entity*. Our responsibilities are further described in the *Auditor's Responsibilities for the Review of the Financial Report* section of our report. We are independent of the Company in accordance with the auditor independence requirements of the *Corporations Act 2001* and the ethical requirements of the Accounting Professional and Ethical Standards Board's APES 110 *Code of Ethics for Professional Accountants (including Independence Standards)* (the Code) that are relevant to the audit of the annual financial report in Australia. We have also fulfilled our other ethical responsibilities in accordance with the Code.

We confirm that the independence declaration required by the *Corporations Act 2001* which has been given to the directors of the Company, would be the same terms if given to the directors as at the time of this auditor's review report.

#### Material uncertainty relating to going concern

We draw attention to Note 1 in the financial report which describes the events and/or conditions which give rise to the existence of a material uncertainty that may cast significant doubt about the Group's ability to continue as a going concern and therefore the Group may be unable to realise its assets and discharge its liabilities in the normal course of business. Our conclusion is not modified in respect of this matter.

For personal use only

### Responsibility of the directors for the financial report

The directors of the company are responsible for the preparation of the half-year financial report that gives a true and fair view in accordance with Australian Accounting Standards and the *Corporations Act 2001* and for such internal control as the directors determine is necessary to enable the preparation of the half-year financial report that is free from material misstatement, whether due to fraud or error.

### Auditor's responsibility for the review of the financial report

Our responsibility is to express a conclusion on the half-year financial report based on our review. ASRE 2410 requires us to conclude whether we have become aware of any matter that makes us believe that the half-year financial report is not in accordance with the *Corporations Act 2001* including giving a true and fair view of the Company's financial position as at 31 December 2020 and its performance for the half-year ended on that date, and complying with Accounting Standard AASB 134 Interim Financial Reporting and the *Corporations Regulations 2001*.

A review of a half-year financial report consists of making enquiries, primarily of persons responsible for financial and accounting matters, and applying analytical and other review procedures. A review is substantially less in scope than an audit conducted in accordance with Australian Auditing Standards and consequently does not enable us to obtain assurance that we would become aware of all significant matters that might be identified in an audit. Accordingly, we do not express an audit opinion.

**BDO Audit Pty Ltd**



**R M Swaby**  
Director

Brisbane, 12 March 2021