


ASX Announcement

Quarterly Report for Quarter Ended 30 September 2019



28 October 2019

QUARTERLY REPORT – 30 SEPTEMBER 2019

Please find attached the Quarterly Activities Report and Appendix 5B for the period ended 30 September 2019.

Yours faithfully,

Jess Oram
Executive Director & Chief Executive Officer
Cauldron Energy Limited

Cauldron Energy Ltd

ABN

22 102 912 783

Address

Ground Floor,
20 Kings Park Road
WEST PERTH WA 6005

PO BOX 1024
West Leederville WA 6007

ASX Code

CXU

Securities on Issue

329,289,708 shares

Board of Directors

Simon Youds
Non-Executive Chairman

Jess Oram
Executive Director & Chief
Executive Officer

Qiu Derong
Non-executive Director

Judy Li
Non-executive Director

Chenchong Zhou
Non-executive Director

Michael Fry
Company Secretary

For personal use only

HIGHLIGHTS

CORPORATE

- Company is in advanced negotiation for the acquisition of project(s) that meet its acquisition criteria which is summarised as follows:
 - Commodity: gold, uranium or battery metals – defined here as copper, cobalt, nickel, lithium, vanadium and tantalum;
 - Location: historic mining field in stable political and operating environment including but not limited to Australia, Oceania, USA and sub-Saharan Africa;
 - Exploration Status: must have historic exploration with an existing dataset that can be utilised to define immediate drill targets;
 - Size: potential for large-scale resource; and
 - Operational Status: advanced; where there is possibility for near-term cash-flow to be derived from mining operations.

EXPLORATION & PROJECTS

- Yanrey Uranium Project
 - Work remains suspended pending a change in market sentiment for uranium and pending government support for mining of uranium in Western Australia.
- Project Generation
 - Project generation continues to advance; with detailed investigation completed on several opportunities.
 - Investigations has led it identification of key targets and commencement of negotiations.
 - Shareholders will be informed of key developments as and when they occur.

Cauldron Energy Ltd (**Cauldron** or the **Company**) is pleased to present its Quarterly Activities Report for the period ended 30 September 2019.

CORPORATE ACTIVITIES

Cash at 30 September 2019

Cash available to the Company at the end of the September 2019 quarter was \$296,212.

New Project Opportunities

Cauldron is seeking high value advanced exploration projects capable of rapid improvement in value because of the specific quality of the project. This improvement in value will be realised with judicious exploration activity aimed at moving the project towards commencement of mining operations.

Project generation continues to advance, with the Company now having short-listed three projects for acquisition. Negotiations in relation to two of these are currently underway and are at an advanced stage.

Shareholders will be updated of material developments as and when they occur.

EXPLORATION ACTIVITES: AUSTRALIA

In Australia, Cauldron owns the **Yanrey Project (Yanrey)** consisting of 11 granted exploration licences (1,050 km²) and 4 applications for exploration licences (626 km²) for a total project area of 2,174 km² in Western Australia.

Yanrey is prospective for large sedimentary-hosted uranium deposits and is host to the Bennet Well Uranium Deposit.

BENNET WELL (YANREY REGION)

The mineralisation at Bennet Well is a shallow accumulation of uranium hosted in unconsolidated sands (less than 100 m downhole depth) in Cretaceous sedimentary units of the North Carnarvon Basin.

The Bennet Well deposit is comprised of four spatially separate deposits; namely Bennet Well East, Bennet Well Central, Bennet Well South and Bennet Well Channel.

Further field work at Bennet Well is on hold until clarity on Western Australian uranium exploration policy is received from the Minister of Mines and Petroleum.

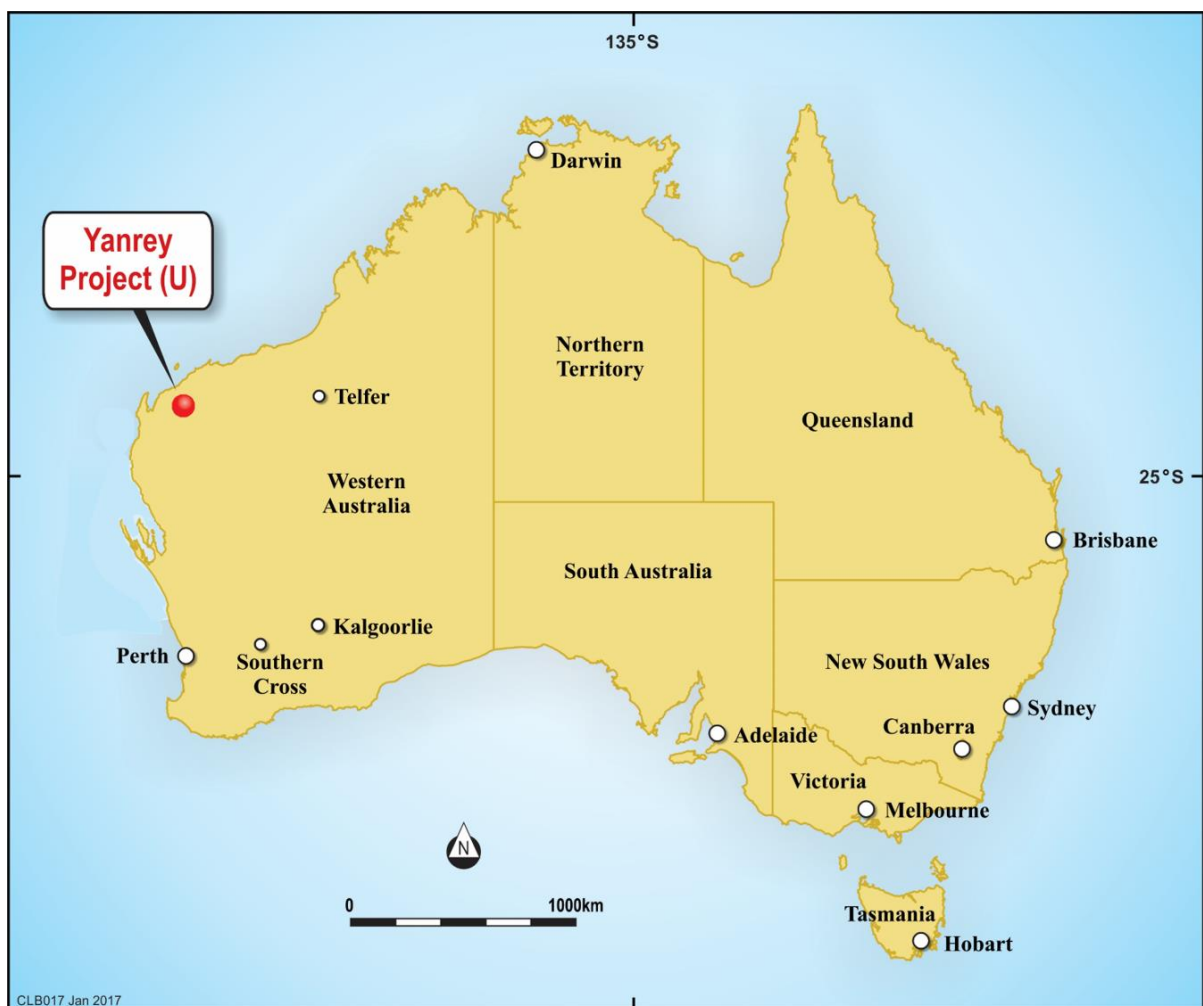


Figure 1: Major Project Locations in Australia

YANREY PROJECT

The Yanrey Project comprises a collection of 11 exploration tenements in northwest Western Australia, one of which secures the Bennet Well Uranium Deposit.

The project is prospective of sandstone-style uranium mineralisation capable of extraction by in-situ recovery mining techniques.

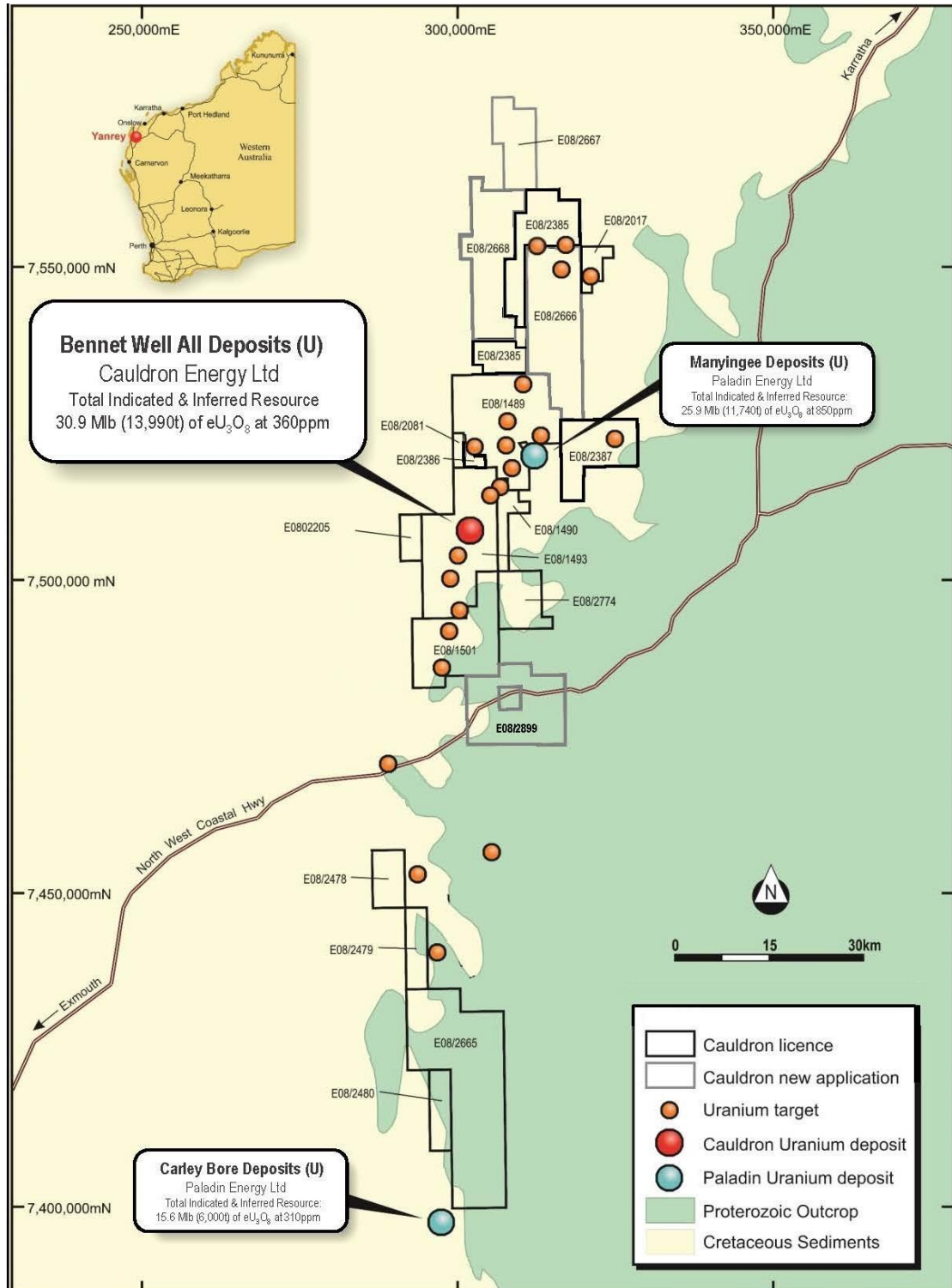


Figure 2: Yanrey Project – Deposit, Prospect and Target Locations

PROJECT GENERATION

As a direct result of the current state government of Western Australia being opposed to uranium mining in Western Australia, field operations at the Yanrey Project have been suspended. There has been considerable effort seeking advanced exploration projects in commodities other than uranium, to diversify the company's project portfolio. Projects reviewed are in Australia - Queensland (copper and gold); Western Australia (gold-copper and nickel) and New South Wales (copper and base metals) and Victoria (gold); and USA – Montana (gold and gold-silver).

Cauldron is seeking high value advanced exploration projects capable of rapid improvement in value because of the specific quality of the project. This improvement in value will be realised with judicious exploration activity aimed at moving the project towards commencing mining operations.

Project generation is advancing well, with numerous reviews undertaken during the quarter. Given the quantity and type of projects available, it is predicted that a suitable project for Cauldron will be sourced soon.

TENEMENT ADMINISTRATION: AUSTRALIA

Objection to Cauldron's Applications for exploration licences 08/2666-2668

Cauldron lodged applications for Exploration Licences 08/2666-2668 (E08/2666-2668) on 5 December 2014. Forrest & Forrest Pty Ltd lodged objections against E08/2666-2668 on 6 January 2015. The matters are proceeding through the Warden's Court process.

Red Sky Stations Pty Ltd Objection to Tenement Application for E08/2899

Cauldron lodged Exploration Licence application E08/2899, on 1 February 2017. Red Sky Stations Pty Ltd lodged an objection against E08/2899 on 15 February 2017. The matter is proceeding through the Warden's Court process.

Tenement Surrender

Tenement surrender of E08/2478, E08/2479, E08/2480 and E08/2665; completed for reasons of lowered exploration prospectivity.

EXPLORATION ACTIVITIES: ARGENTINA

In Argentina, Cauldron controls, through its wholly owned subsidiary Cauldron Minerals Limited (**Cauldron Minerals**), 445 km² of exploration licence at its most advanced and 100% owned project, Rio Colorado, in Catamarca. The project is prospective for copper and silver of the globally significant stratabound sedimentary-hosted copper style of deposit. No work was completed at the Rio Colorado project during the quarter.

End

For further information, visit www.cauldronenergy.com.au or contact:

Cauldron Energy Limited

Ph: (08) 6462 1421

Disclosure Statements

Bennet Well Mineral Resource

A Mineral Resource (JORC 2012) for the mineralisation at Bennet Well was completed by Ravensgate Mining Industry Consultants following new drilling completed during the reporting period ending 2016.

The information on this Mineral Resource was fully reported in ASX announcement dated 17 December 2015, including geological maps and cross sections, supporting and explanatory statements and metadata as required under the reporting standards of JORC 2012. No work on the Mineral Resource has been completed since, and therefore remains unchanged for the current reporting period.

The mineralisation at Bennet Well is a shallow accumulation of uranium hosted in unconsolidated sands close to surface (less than 100 m downhole depth) in Cretaceous sedimentary units of the Ashburton Embayment.

The Bennet Well deposit is comprised of four spatially separate deposits; namely Bennet Well East, Bennet Well Central, Bennet Well South and Bennet Well Channel.

The Mineral Resource (JORC 2012) estimate is:

- Inferred Resource: 16.9 Mt at 335 ppm eU₃O₈ for total contained uranium-oxide of 12.5 Mlb (5,670 t) at 150 ppm cut-off;
- Indicated Resource: 21.9 Mt at 375 ppm eU₃O₈ for total contained uranium-oxide of 18.1 Mlb (8,230 t) at 150 ppm cut-off;
- total combined Mineral Resource: 38.9 Mt at 360 ppm eU₃O₈, for total contained uranium-oxide of 30.9 Mlb (13,990 t) at 150 ppm cut-off.

Table 1: Mineral Resource (JORC 2012) at various cut-off

Deposit	Cutoff	Deposit Mass (t)	Deposit Grade (ppm)	Mass U ₃ O ₈ (kg)	Mass U ₃ O ₈ (lbs)
Bennet Well_Total	125	39,207,000	355	13,920,000	30,700,000
Bennet Well_Total	150	38,871,000	360	13,990,000	30,900,000
Bennet Well_Total	175	36,205,000	375	13,580,000	29,900,000
Bennet Well_Total	200	34,205,000	385	13,170,000	29,000,000
Bennet Well_Total	250	26,484,000	430	11,390,000	25,100,000
Bennet Well_Total	300	19,310,000	490	9,460,000	20,900,000
Bennet Well_Total	400	10,157,000	620	6,300,000	13,900,000
Bennet Well_Total	500	6,494,000	715	4,640,000	10,200,000
Bennet Well_Total	800	1,206,000	1175	1,420,000	3,100,000

Deposit	Cutoff (ppm U ₃ O ₈)	Deposit Mass (t)	Deposit Grade (ppm U ₃ O ₈)	Mass U ₃ O ₈ (kg)	Mass U ₃ O ₈ (lbs)
BenWell_Indicated	125	22,028,000	375	8,260,000	18,200,000
BenWell_Indicated	150	21,939,000	375	8,230,000	18,100,000
BenWell_Indicated	175	21,732,000	380	8,260,000	18,200,000
BenWell_Indicated	200	20,916,000	385	8,050,000	17,800,000
BenWell_Indicated	250	17,404,000	415	7,220,000	15,900,000
BenWell_Indicated	300	13,044,000	465	6,070,000	13,400,000
BenWell_Indicated	400	7,421,000	560	4,160,000	9,200,000
BenWell_Indicated	500	4,496,000	635	2,850,000	6,300,000
BenWell_Indicated	800	353,000	910	320,000	700,000

Deposit	Cutoff (ppm U ₃ O ₈)	Deposit Mass (t)	Deposit Grade (ppm U ₃ O ₈)	Mass U ₃ O ₈ (kg)	Mass U ₃ O ₈ (lbs)
BenWell_Inferred	125	17,179,000	335	5,750,000	12,700,000
BenWell_Inferred	150	16,932,000	335	5,670,000	12,500,000
BenWell_Inferred	175	14,474,000	365	5,280,000	11,600,000
BenWell_Inferred	200	13,288,000	380	5,050,000	11,100,000
BenWell_Inferred	250	9,080,000	455	4,130,000	9,100,000
BenWell_Inferred	300	6,266,000	535	3,350,000	7,400,000
BenWell_Inferred	400	2,736,000	780	2,130,000	4,700,000
BenWell_Inferred	500	1,998,000	900	1,800,000	4,000,000
BenWell_Inferred	800	853,000	1285	1,100,000	2,400,000

Note: table shows rounded numbers therefore units may not convert nor sum exactly

Competent Person Statement

The information in the report that relates to the Mineral Resource for the Bennet Well Uranium Deposit is based on information compiled by Mr Jess Oram, Executive Director of Cauldron Energy and Mr Stephen Hyland, who is a Principal Consultant of Ravensgate. Mr Oram is a Member of the Australasian Institute of Geoscientists and Mr Hyland is a Fellow of the Australasian Institute of Mining and Metallurgy.

Mr Oram has sufficient experience that is relevant to the style of mineralisation, type of deposit under consideration and to the activity being undertaken to qualify as a Competent Person as defined in the 2012 edition of the Australasian Code for Reporting of Exploration, Results, Mineral Resource and Ore Reserves (JORC Code 2012). Mr Oram and Mr Hyland consent to the inclusion in the report of the matters based on this information in the form and context in which it appears.

Schedule of Tenements

Mining tenements held at 30 September 2019, including tenements acquired, through grant, and disposed of during the quarter:

Tenement reference	Project & Location	Acquired interest during the quarter	Disposed interest during the quarter	Interest at end of quarter
E08/1489	YANREY – WESTERN AUSTRALIA	-	-	100%
E08/1490	YANREY – WESTERN AUSTRALIA	-	-	100%
E08/1493	YANREY – WESTERN AUSTRALIA	-	-	100%
E08/1501	YANREY – WESTERN AUSTRALIA	-	-	100%
E08/2017	YANREY – WESTERN AUSTRALIA	-	-	100%
E08/2081	YANREY – WESTERN AUSTRALIA	-	-	100%
E08/2205	YANREY – WESTERN AUSTRALIA	-	-	100%
E08/2385	YANREY – WESTERN AUSTRALIA	-	-	100%
E08/2386	YANREY – WESTERN AUSTRALIA	-	-	100%
E08/2387	YANREY – WESTERN AUSTRALIA	-	-	100%
E08/2774	YANREY – WESTERN AUSTRALIA	-	-	100%
393/2010	Catamarca, Argentina	-	-	100%
140/2007	Rio Colorado Project - Catamarca, Argentina	-	-	100%
141/2007	Rio Colorado Project - Catamarca, Argentina	-	-	100%
142/2007	Rio Colorado Project - Catamarca, Argentina	-	-	100%
143/2007	Rio Colorado Project - Catamarca, Argentina	-	-	100%
144/2007-581/2009	Rio Colorado Project - Catamarca, Argentina	-	-	100%
176/1997	Rio Colorado Project - Catamarca, Argentina	-	-	100%
232/2007	Rio Colorado Project - Catamarca, Argentina	-	-	100%
270/1995	Rio Colorado Project - Catamarca, Argentina	-	-	100%
271/1995	Rio Colorado Project - Catamarca, Argentina	-	-	100%

For personal use only

Appendix 5B

Mining exploration entity and oil and gas exploration entity quarterly report

Introduced 01/07/96 Origin Appendix 8 Amended 01/07/97, 01/07/98, 30/09/01, 01/06/10, 17/12/10, 01/05/13, 01/09/16

Name of entity

Cauldron Energy Limited

ABN

22 102 912 783

Quarter ended ("current quarter")

30 September 2019

Consolidated statement of cash flows	Current quarter \$A'000	Year to date (3 months) \$A'000
1. Cash flows from operating activities		
1.1 Receipts from customers	-	-
1.2 Payments for		
(a) exploration & evaluation	(113)	(113)
(b) development	-	-
(c) production	-	-
(d) staff costs	(19)	(19)
(e) administration and corporate costs	(89)	(89)
1.3 Dividends received (see note 3)	-	-
1.4 Interest received	1	1
1.5 Interest and other costs of finance paid	-	-
1.6 Income taxes paid	-	-
1.7 Research and development refunds	-	-
1.8 Other:		
Legal fees	(11)	(11)
1.9 Net cash from / (used in) operating activities	(231)	(231)
2. Cash flows from investing activities		
2.1 Payments to acquire:		
(a) property, plant and equipment	-	-
(b) tenements (see item 10)	-	-
(c) investments	-	-

For personal use only

Mining exploration entity and oil and gas exploration entity quarterly report

Consolidated statement of cash flows		Current quarter \$A'000	Year to date (3 months) \$A'000
	(d) other non-current assets	-	-
2.2	Proceeds from the disposal of:		
	(a) property, plant and equipment	-	-
	(b) tenements (see item 10)	-	-
	(c) investments	-	-
	(d) other non-current assets	-	-
2.3	Cash flows from loans to other entities	-	-
2.4	Dividends received (see note 3)	-	-
2.5	Other (provide details if material)	-	-
2.6	Net cash from / (used in) investing activities	-	-

3.	Cash flows from financing activities		
3.1	Proceeds from issues of shares	-	-
3.2	Proceeds from issue of convertible notes	-	-
3.3	Proceeds from exercise of share options	-	-
3.4	Transaction costs related to issues of shares, convertible notes or options	-	-
3.5	Proceeds from borrowings	-	-
3.6	Repayment of borrowings	-	-
3.7	Transaction costs related to loans and borrowings	-	-
3.8	Dividends paid	-	-
3.9	Other (provide details if material)	-	-
3.10	Net cash from / (used in) financing activities	-	-

4.	Net increase / (decrease) in cash and cash equivalents for the period		
4.1	Cash and cash equivalents at beginning of period	527	527
4.2	Net cash from / (used in) operating activities (item 1.9 above)	(231)	(231)
4.3	Net cash from / (used in) investing activities (item 2.6 above)	-	-
4.4	Net cash from / (used in) financing activities (item 3.10 above)	-	-

Mining exploration entity and oil and gas exploration entity quarterly report

Consolidated statement of cash flows		Current quarter \$A'000	Year to date (3 months) \$A'000
4.5	Effect of movement in exchange rates on cash held	-	-
4.6	Cash and cash equivalents at end of period	296	296

5.	Reconciliation of cash and cash equivalents at the end of the quarter (as shown in the consolidated statement of cash flows) to the related items in the accounts	Current quarter \$A'000	Previous quarter \$A'000
5.1	Bank balances	296	527
5.2	Call deposits	-	-
5.3	Bank overdrafts	-	-
5.4	Other (provide details)	-	-
5.5	Cash and cash equivalents at end of quarter (should equal item 4.6 above)	296	527

6.	Payments to directors of the entity and their associates	Current quarter \$A'000
6.1	Aggregate amount of payments to these parties included in item 1.2	61
6.2	Aggregate amount of cash flow from loans to these parties included in item 2.3	-
6.3	Include below any explanation necessary to understand the transactions included in items 6.1 and 6.2	

The payments made to directors of the entity and their associates reported at 6.1 were comprised as follows:

	\$A'000
Non-executive Directors' Fees	19
Executive Director Fees	35
Superannuation	7
Total	61

7.	Payments to related entities of the entity and their associates	Current quarter \$A'000
7.1	Aggregate amount of payments to these parties included in item 1.2	-
7.2	Aggregate amount of cash flow from loans to these parties included in item 2.3	-
7.3	Include below any explanation necessary to understand the transactions included in items 7.1 and 7.2	

Mining exploration entity and oil and gas exploration entity quarterly report

8. Financing facilities available <i>Add notes as necessary for an understanding of the position</i>	Total facility amount at quarter end \$A'000	Amount drawn at quarter end \$A'000
8.1 Loan facilities	-	-
8.2 Credit standby arrangements	-	-
8.3 Other (please specify)	-	-
8.4 Include below a description of each facility above, including the lender, interest rate and whether it is secured or unsecured. If any additional facilities have been entered into or are proposed to be entered into after quarter end, include details of those facilities as well.		

--

9. Estimated cash outflows for next quarter	\$A'000
9.1 Exploration and evaluation	103
9.2 Development	-
9.3 Production	-
9.4 Staff costs	15
9.5 Administration and corporate costs	92
9.6 Other:	-
9.7 Total estimated cash outflows	210

10. Changes in tenements (items 2.1(b) and 2.2(b) above)	Tenement reference and location	Nature of interest	Interest at beginning of quarter	Interest at end of quarter
10.1 Interests in mining tenements and petroleum tenements lapsed, relinquished or reduced	-	-	-	-
10.2 Interests in mining tenements and petroleum tenements acquired or increased	-	-	-	-

Compliance statement

- 1 This statement has been prepared in accordance with accounting standards and policies which comply with Listing Rule 19.11A.
- 2 This statement gives a true and fair view of the matters disclosed.



Sign here:
Company Secretary

Date: 28 October 2019

Print name: Michael Fry

For personal use only

Notes

1. The quarterly report provides a basis for informing the market how the entity's activities have been financed for the past quarter and the effect on its cash position. An entity that wishes to disclose additional information is encouraged to do so, in a note or notes included in or attached to this report.
2. If this quarterly report has been prepared in accordance with Australian Accounting Standards, the definitions in, and provisions of, AASB 6: Exploration for and Evaluation of Mineral Resources and AASB 107: Statement of Cash Flows apply to this report. If this quarterly report has been prepared in accordance with other accounting standards agreed by ASX pursuant to Listing Rule 19.11A, the corresponding equivalent standards apply to this report.
3. Dividends received may be classified either as cash flows from operating activities or cash flows from investing activities, depending on the accounting policy of the entity.